



Main

| | |
|--|------------------------------------|
| Range of product | Zelio Relay |
| Series name | Interface relay |
| Product or component type | Plug-in relay |
| Device short name | RSB |
| Contacts type and composition | 1 C/O |
| Contact operation | Standard |
| [Uc] control circuit voltage | 230 V AC |
| [Ithe] conventional enclosed thermal current | 16 A at -40...104 °F (-40...40 °C) |
| Status LED | Without |
| Control type | Without push-button |
| Sale per indivisible quantity | 10 |

Complementary

| | |
|--|--|
| Shape of pin | Flat |
| Average resistance | 38500 Ohm (AC) at 20 °C +/- 15 % |
| System Voltage | 184...276 V, 50 Hz AC 195.5...276 V, 60 Hz AC |
| [Ui] rated insulation voltage | 400 V conforming to EN/IEC 60947 |
| [Uimp] rated impulse withstand voltage | 3.6 kV conforming to IEC 61000-4-5 |
| Contacts material | Silver alloy (Ag/Ni) |
| [Ie] rated operational current | 16 A, NO (AC-1/DC-1) conforming to IEC 8 A, NC (AC-1/DC-1) conforming to IEC |
| Minimum switching current | 5 mA |
| Maximum switching voltage | 300 V DC 400 V AC |
| Switching voltage | 5 V |
| Maximum switching capacity | 4000 VA (AC) 448 W (DC) |
| Load current | 16 A at 250 V AC 16 A at 28 V DC |
| Minimum switching capacity | 300 mW at 5 mA |
| Operating rate | <= 600 cycles/hour under load <= 72000 cycles/hour no-load |
| Mechanical durability | 30000000 cycles |
| Electrical durability | 100000 cycles (16 A at 250 V, AC-1) NO 100000 cycles (8 A at 250 V, AC-1) NC |
| Operating time | 10 ms between coil de-energisation and making of the Off-delay contact 12 ms between coil energisation and making of the On-delay contact |
| Marking | CE |
| Average coil consumption | 0.75 VA AC at 60 Hz |
| Drop-out voltage threshold | >= 0.15 U _c AC |
| Safety reliability data | B10d = 100000 |
| Protection category | RT I |
| Operating position | Any position |
| Device presentation | Complete product |

Environment

| | |
|---------------------|---|
| dielectric strength | 1000 V AC between contacts 2500 V AC between poles 5000 V AC between coil and contact |
|---------------------|---|

The information provided in this documentation contains general descriptions and/or technical characteristics of the products contained herein. This documentation is not intended as a substitute for and is not to be used for determining suitability or reliability of these products for specific user applications. It is the duty of any such user or integrator to perform the appropriate and complete risk analysis, evaluation and testing of the products with respect to the relevant specific application or use thereof. Neither Schneider Electric Industries SAS nor any of its affiliates or subsidiaries shall be responsible or liable for misuse of the information contained herein.

| | |
|---------------------------------------|--|
| standards | EN/IEC 61810-1 UL 508 CSA C22.2 No 14 |
| product certifications | CSA GOST UL |
| ambient air temperature for storage | -40...185 °F (-40...85 °C) |
| vibration resistance | +/- 1 mm (f = 10...55 Hz) conforming to EN/IEC 60068-2-6 |
| IP degree of protection | IP40 conforming to EN/IEC 60529 |
| shock resistance | 10 gn for 11 ms not operating conforming to EN/IEC 60068-2-27 5 gn for 11 ms in operation conforming to EN/IEC 60068-2-27 |
| ambient air temperature for operation | -40...158 °F (-40...70 °C) (AC) -40...185 °F (-40...85 °C) (DC) |

Offer Sustainability

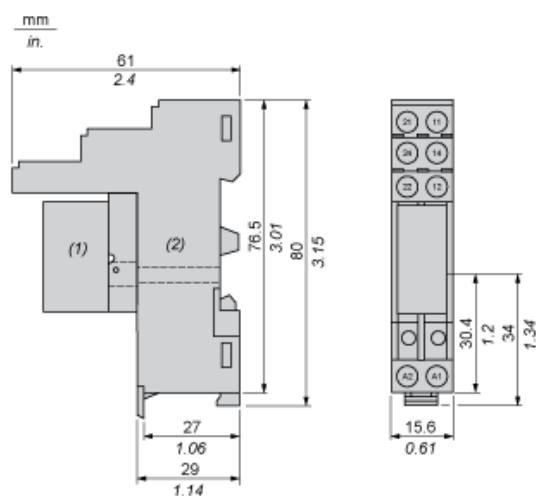
| | |
|---|---|
| WARNING: This product can expose you to chemicals including: | WARNING: This product can expose you to chemicals including: |
| Nickel compounds, which is known to the State of California to cause cancer, and | Nickel compounds, which is known to the State of California to cause cancer, and |
| Diisodecyl phthalate (DIDP), which is known to the State of California to cause birth defects or other reproductive harm. | Diisodecyl phthalate (DIDP), which is known to the State of California to cause birth defects or other reproductive harm. |
| For more information go to www.p65warnings.ca.gov | For more information go to www.p65warnings.ca.gov |

Contractual warranty

| | |
|-----------------|-----------|
| Warranty period | 18 months |
|-----------------|-----------|

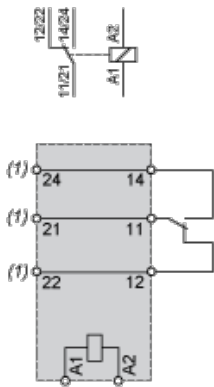
Dimensions

Relay Complete with Socket



- (1) Relays
- (2) Socket

Wiring Diagram

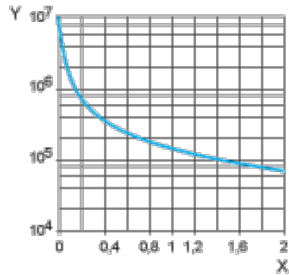


(1) Before wiring please refer to the Instruction sheet

Electrical Durability of Contacts

Durability (inductive load) = durability (resistive load) x reduction coefficient.

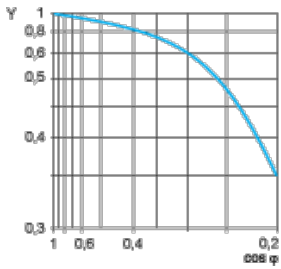
Resistive AC load



X Switching capacity (kVA)

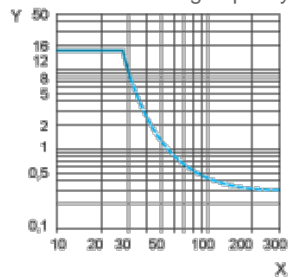
Y Durability (Number of operating cycles)

Reduction coefficient for inductive AC load (depending on power factor $\cos \phi$)



Y Reduction coefficient (A)

Maximum switching capacity on resistive DC load



X Voltage DC

Y Current DC

Note : These are typical curves, actual durability depends on load, environment, duty cycle, etc.



Компания «ЭлектроПласт» предлагает заключение долгосрочных отношений при поставках импортных электронных компонентов на взаимовыгодных условиях!

Наши преимущества:

- Оперативные поставки широкого спектра электронных компонентов отечественного и импортного производства напрямую от производителей и с крупнейших мировых складов;
- Поставка более 17-ти миллионов наименований электронных компонентов;
- Поставка сложных, дефицитных, либо снятых с производства позиций;
- Оперативные сроки поставки под заказ (от 5 рабочих дней);
- Экспресс доставка в любую точку России;
- Техническая поддержка проекта, помощь в подборе аналогов, поставка прототипов;
- Система менеджмента качества сертифицирована по Международному стандарту ISO 9001;
- Лицензия ФСБ на осуществление работ с использованием сведений, составляющих государственную тайну;
- Поставка специализированных компонентов (Xilinx, Altera, Analog Devices, Intersil, Interpoint, Microsemi, Aeroflex, Peregrine, Syfer, Eurofarad, Texas Instrument, Miteq, Cobham, E2V, MA-COM, Hittite, Mini-Circuits, General Dynamics и др.);

Помимо этого, одним из направлений компании «ЭлектроПласт» является направление «Источники питания». Мы предлагаем Вам помощь Конструкторского отдела:

- Подбор оптимального решения, техническое обоснование при выборе компонента;
- Подбор аналогов;
- Консультации по применению компонента;
- Поставка образцов и прототипов;
- Техническая поддержка проекта;
- Защита от снятия компонента с производства.



Как с нами связаться

Телефон: 8 (812) 309 58 32 (многоканальный)

Факс: 8 (812) 320-02-42

Электронная почта: org@eplast1.ru

Адрес: 198099, г. Санкт-Петербург, ул. Калинина, дом 2, корпус 4, литера А.