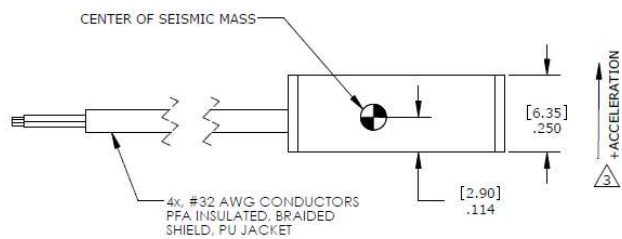
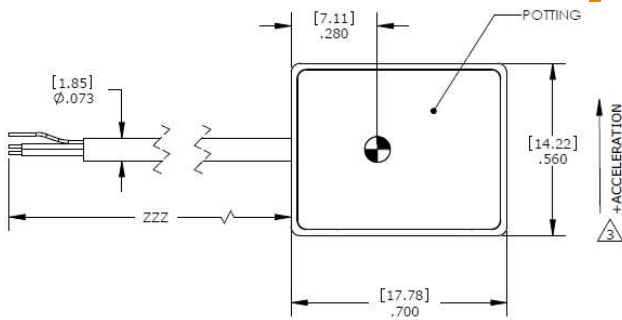

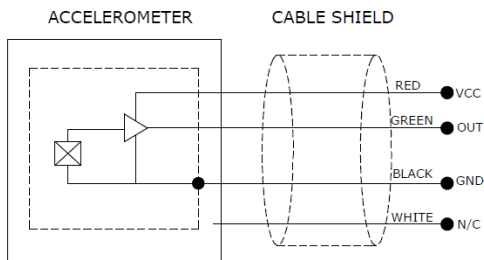


## DIMENSIONS



 Direction of measurement must be specified at time of order. See Ordering Info on page 3.



# MODEL 8101 ACCELEROMETER

## SPECIFICATIONS

- Piezoelectric Linear Accelerometer
- $\pm 40g$  &  $\pm 160g$  Dynamic Ranges
- Wide Bandwidth to 6000Hz
- Great Value, Low Cost

The **Model 8101** is a low cost, plug & play accelerometer designed for general purpose vibration measurements. The accelerometer is available in  $\pm 40g$  or  $\pm 160g$  range and provides a flat frequency response up to  $>6kHz$ . Featuring stable piezo-ceramic crystals in shear mode, the accelerometer incorporates full power and signal conditioning and is offered in two measurement direction options (X or Z axis).

## FEATURES

- Two Measurement Directions
- 7 to 36Vdc Excitation Voltage
- Potted Construction
- Piezo-Ceramic Shear Design
- $-40^\circ$  to  $+85^\circ C$  Operating Range
- Integral Cable for Plug & Play

## APPLICATIONS

- Asset Monitoring
- Data Loggers
- Impact Monitoring
- Machine Health Monitoring
- System Wake-Up Switch
- Product R&D

**PERFORMANCE SPECIFICATIONS**

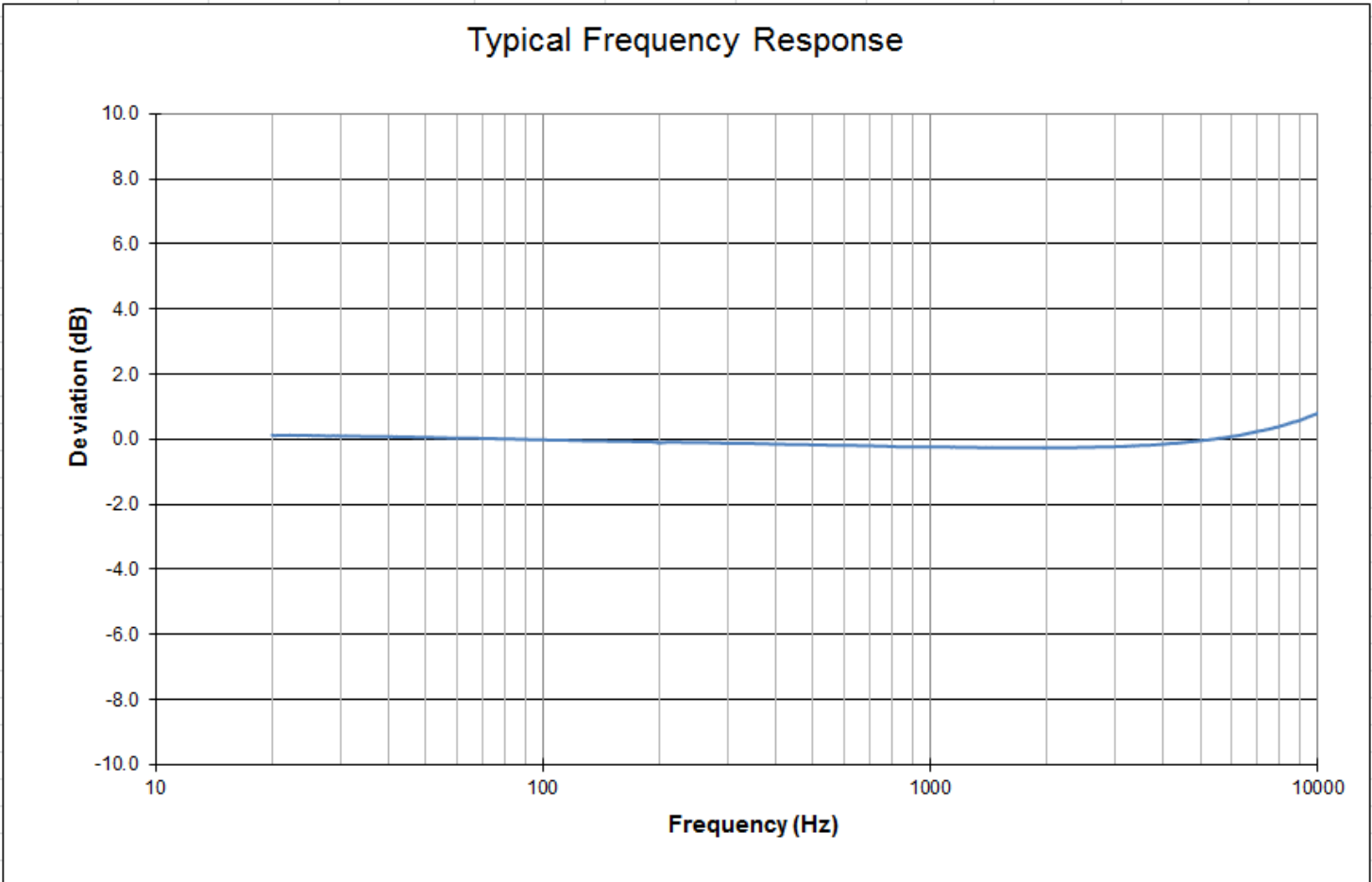
All values are typical at +24°C, 80Hz and 7Vdc excitation unless otherwise stated. Measurement Specialties reserves the right to update and change these specifications without notice.

Parameters			Notes
<b>DYNAMIC</b>			
Range (g)	±40	±160	
Sensitivity (mV/g)	50.0	12.5	±30%
Frequency Response (Hz)	2-6000	2-6000	±1dB
Resonant Frequency (Hz)	>30000	>30000	
Non-Linearity (%FSO)	±2	±2	
Transverse Sensitivity (%)	<8	<8	
Shock Limit (g)	2000	2000	
Residual Noise (g RMS)	0.008	0.008	2Hz to 10kHz
Spectral Noise, 10Hz (µg√Hz)	160	160	
Spectral Noise, 100Hz (µg√Hz)	40	40	
Spectral Noise, 1kHz (µg√Hz)	16	16	
<b>ELECTRICAL</b>			
Bias Voltage (Vdc)	2.5		
Full Scale Output Voltage (V)	±2		
Total Supply Current (µA)	800		
Excitation Voltage (Vdc)	7 to 36		
Output Impedance (Ω)	<100		
Insulation Resistance (MΩ)	>100		@100Vdc
Shielding	100%		
Ground Isolation	Isolated from Mounting Surface		
Warm-up Time (msec)	30		
<b>ENVIRONMENTAL</b>			
Temperature Response (%)	-20/+20 from -40°C to +85°C		
Operating Temperature (°C)	-40 to +85		
Storage Temperature (°C)	-40 to +85		
Humidity (Active Element & Electronics)	Hermetically Sealed		
Humidity (Case)	Epoxy Sealed, IP65		
<b>PHYSICAL</b>			
Case Material	Anodized Aluminum		
Cable	4x #32 AWG Conductors PFA Insulated, Braided Shield, PU Jacket		
Weight (grams)	3.6		Cable not included
Mounting	Epoxy or Double-sided tape		

**Calibration supplied:** CS-SENS-0100 NIST Traceable Amplitude Calibration at 80Hz

**Optional accessories:** CS-FREQ-0100 NIST Traceable Amplitude Calibration from 20Hz to ±1dB Frequency Response Limit

The information in this sheet has been carefully reviewed and is believed to be accurate; however, no responsibility is assumed for inaccuracies. Furthermore, this information does not convey to the purchaser of such devices any license under the patent rights to the manufacturer. Measurement Specialties, Inc. reserves the right to make changes without further notice to any product herein. Measurement Specialties, Inc. makes no warranty, representation or guarantee regarding the suitability of its product for any particular purpose, nor does Measurement Specialties, Inc. assume any liability arising out of the application or use of any product or circuit and specifically disclaims any and all liability, including without limitation consequential or incidental damages. Typical parameters can and do vary in different applications. All operating parameters must be validated for each customer application by customer's technical experts. Measurement Specialties, Inc. does not convey any license under its patent rights nor the rights of others.



ORDERING INFORMATION

PART NUMBERING Model Number+Measurement Direction+Range+Cable Length

8101-GGGGX-ZZZ

    |  |  |\_\_\_\_\_ Cable (120 is 120inches)  
    |  |\_\_\_\_\_ Measurement Direction (X is X-axis, Z is Z-axis)  
    |\_\_\_\_\_ Range (0040 is 40g)

Example: 8101-0040X-120  
          Model 8101, X-axis Measurement, 40g, 120inches (10ft) Cable

**NORTH AMERICA**

Measurement Specialties, Inc.,  
a TE Connectivity Company  
1000 Lucas Way  
Hampton, VA 23666  
Sales and Customer Service  
Tel: +1-800-745-8008 or  
+1-757-766-1500  
Fax: +1-757-766-4297  
t&m@meas-spec.com

**EUROPE**

MEAS France SAS  
a TE Connectivity Company  
26 Rue des Dames  
F78340 Les Clayes-sous-Bois  
France  
Sales and Customer Service  
Tel: +33 (0) 1 79 33 00  
Fax: +33(0)1 34 81 03 59  
t&m@meas-spec.com

**ASIA**

Measurement Specialties (China), Ltd.,  
a TE Connectivity Company  
No. 26 Langshan Road  
Shenzhen High-Tech Park (North)  
Nanshan District, Shenzhen 518057  
China  
Sales and Customer Service  
Tel: +86 755 3330 5088  
Fax: +86 755 3330 5099  
t&m@meas-spec.com

**TE.com/sensorsolutions**

Measurement Specialties, Inc., a TE Connectivity company.

Measurement Specialties, TE Connectivity, TE Connectivity (logo) and EVERY CONNECTION COUNTS are trademarks. All other logos, products and/or company names referred to herein might be trademarks of their respective owners.

The information given herein, including drawings, illustrations and schematics which are intended for illustration purposes only, is believed to be reliable. However, TE Connectivity makes no warranties as to its accuracy or completeness and disclaims any liability in connection with its use. TE Connectivity's obligations shall only be as set forth in TE Connectivity's Standard Terms and Conditions of Sale for this product and in no case will TE Connectivity be liable for any incidental, indirect or consequential damages arising out of the sale, resale, use or misuse of the product. Users of TE Connectivity products should make their own evaluation to determine the suitability of each such product for the specific application.

© 2015 TE Connectivity Ltd. family of companies All Rights Reserved.



Компания «ЭлектроПласт» предлагает заключение долгосрочных отношений при поставках импортных электронных компонентов на взаимовыгодных условиях!

Наши преимущества:

- Оперативные поставки широкого спектра электронных компонентов отечественного и импортного производства напрямую от производителей и с крупнейших мировых складов;
- Поставка более 17-ти миллионов наименований электронных компонентов;
- Поставка сложных, дефицитных, либо снятых с производства позиций;
- Оперативные сроки поставки под заказ (от 5 рабочих дней);
- Экспресс доставка в любую точку России;
- Техническая поддержка проекта, помощь в подборе аналогов, поставка прототипов;
- Система менеджмента качества сертифицирована по Международному стандарту ISO 9001;
- Лицензия ФСБ на осуществление работ с использованием сведений, составляющих государственную тайну;
- Поставка специализированных компонентов (Xilinx, Altera, Analog Devices, Intersil, Interpoint, Microsemi, Aeroflex, Peregrine, Syfer, Eurofarad, Texas Instrument, Miteq, Cobham, E2V, MA-COM, Hittite, Mini-Circuits, General Dynamics и др.);

Помимо этого, одним из направлений компании «ЭлектроПласт» является направление «Источники питания». Мы предлагаем Вам помощь Конструкторского отдела:

- Подбор оптимального решения, техническое обоснование при выборе компонента;
- Подбор аналогов;
- Консультации по применению компонента;
- Поставка образцов и прототипов;
- Техническая поддержка проекта;
- Защита от снятия компонента с производства.



#### Как с нами связаться

**Телефон:** 8 (812) 309 58 32 (многоканальный)

**Факс:** 8 (812) 320-02-42

**Электронная почта:** [org@eplast1.ru](mailto:org@eplast1.ru)

**Адрес:** 198099, г. Санкт-Петербург, ул. Калинина, дом 2, корпус 4, литера А.