

# 9000 Series/Spartan SIP Reed Relays



## Economy SIP Reed Relays

The SIP relay is the industry choice for a wide variety of designs where economy, performance and a compact package are needed. The 9007 Spartan Series is a general purpose economy version of the 9001 for applications with less stringent requirements. The 9081 Spartan Series is similar to the 9007, but with alternate industry standard footprints to accommodate other options, including Form C types. These relays are well suited for applications in Security, Instrumentation and Modems. The specification tables allow you to select the appropriate relay for your application.

## Series Features

- ◆ Hermetically sealed contacts for long life
- ◆ High dielectric strength available, consult factory
- ◆ High speed switching compared to electromechanical relays
- ◆ Molded thermoset body on integral lead frame design
- ◆ Form C available (9081C)
- ◆ Optional Coil Suppression Diode - protects coil drive circuits
- ◆ UL File # E67117, CSA File # LR 28537

### Model 9081

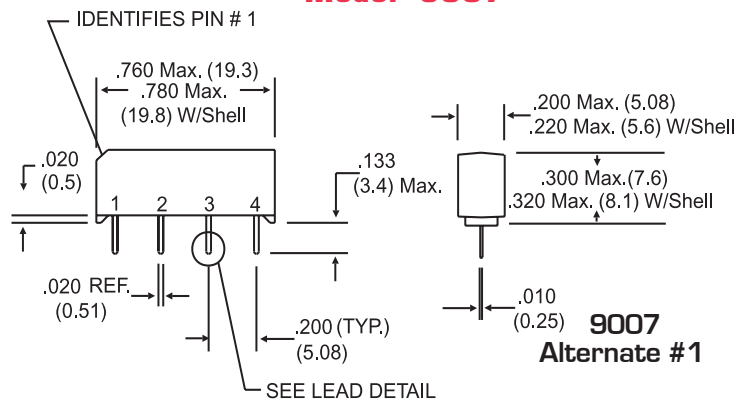


9081

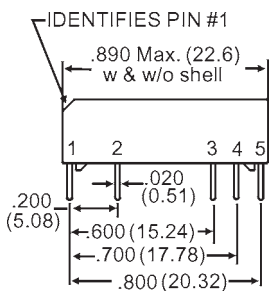


End View - 9081, 9081C & 9081C1

### Model 9007



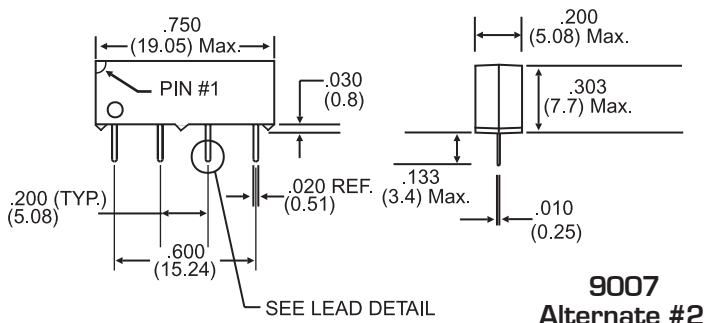
9007 Alternate #1



9081C



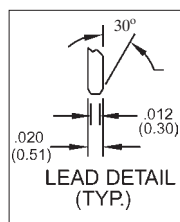
9081C1



9007 Alternate #2

## Ordering Information

Part Number	90XX-XX-XX
Model Number	9007 9081 9081C 9081C1
Coil Voltage	05=5 volts 12=12 volts 24=24 volts
Magnetic Shield Option	0= No Shield 1= Shield (External) 4= High-Sensitivity Coil w/Mag. Shield (5V & 12V only); N/A 9081C 5= High-Sensitivity Coil w/o Mag. Shield (12V only); N/A 9081C
General Options	0= No Diode 1= Diode <sup>2</sup> (9007 Only) 2= Form B Contacts (Normally Closed <sup>3</sup> ) (Available on 5V only)

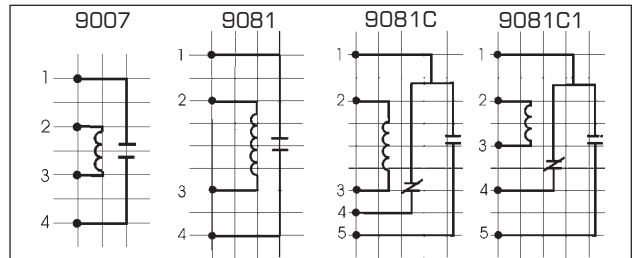


Dimensions in Inches (Millimeters)

# 9000 Series/Spartan SIP Reed Relays

Model Number			9007 <sup>2</sup>			9081			9081C		
Parameters	Test Conditions	Units	.2 -.2 -.2 SIP			.2 -.4 -.2 SIP			.2 -.4 -.1 -.1 SIP		
<b>COIL SPECS.</b>											
Nom. Coil Voltage		VDC	5	12	24	5	12	24	5	12	24
Max. Coil Voltage		VDC	6.5	15.0	32.0	6.5	15.0	32.0	6.5	15.0	32.0
Coil Resistance (standard)	+/- 10%, 25° C	Ω	500	1000	2000	500	1000	2000	125	500	2000
Coil Resistance (hi-sensitivity)		Ω	1000	2000	--	1000	2000	--	--	--	--
Operate Voltage	Must Operate by	VDC - Max.	3.75	9.0	18.0	3.75	9.0	18.0	3.75	9.0	18.0
Release Voltage	Must Release by	VDC - Min.	0.4	1.0	2.0	0.4	1.0	2.0	0.4	1.0	2.0
<b>CONTACT RATINGS</b>											
Switching Voltage	Max DC/Peak AC Resist.	Volts	200			200			175		
Switching Current	Max DC/Peak AC Resist.	Amps	0.5			0.5			0.4		
Carry Current	Max DC/Peak AC Resist.	Amps	1.0			1.0			1.0		
Contact Rating	Max DC/Peak AC Resist.	Watts	10			10			5		
Life Expectancy-Typical <sup>1</sup>	Signal Level 1.0V, 10.0mA	x 10 <sup>6</sup> Ops.	100			100			100		
Static Contact Resistance (max. init.)	50mV, 10mA	Ω	0.200			0.200			0.200		
Dynamic Contact Resistance (max. init.)	0.5V, 50mA at 100 Hz, 1.5 msec	Ω	N/A			N/A			N/A		
<b>RELAY SPECIFICATIONS</b>											
Insulation Resistance (minimum)	Between all Isolated Pins at 100V, 25°C, 40% RH	Ω	10 <sup>10</sup>			10 <sup>10</sup>			10 <sup>10</sup>		
Capacitance - Typical Across Open Contacts	No Shield	pF	0.7			0.7			0.7		
	Shield Floating	pF	-			-			-		
	Shield Guarding	pF	-			-			-		
Open Contact to Coil	No Shield	pF	1.4			1.4			1.4		
	Shield Floating	pF	-			-			-		
	Shield Guarding	pF	-			-			-		
Contact to Shield	Contacts Open, Shield Floating	pF	-			-			-		
Dielectric Strength (minimum)	Between Contacts	VDC/peak AC	250			250			200		
	Contacts to Shield	VDC/peak AC	-			-			-		
	Contacts/Shield to Coil	VDC/peak AC	1500			1500			1500		
Operate Time - including bounce - Typical	At Nominal Coil Voltage, 30 Hz Square Wave	msec.	0.50			0.50			1.0		
Release Time - Typical	Zener-Diode Suppression <sup>4</sup>	msec.	0.20			0.20			1.5		

Top View:  
Dot stamped on top of relay refers to pin #1 location. Grid = .1"x.1" (2.54mm x 2.54mm)



## Notes:

- <sup>1</sup> Consult factory for life expectancy at other switching loads.
- <sup>2</sup> Optional diode is connected to pin #2 (+) and pin #3(-). Correct coil polarity must be observed.
- <sup>3</sup> These relays contain bias magnets. Correct coil polarity must be observed. Pin #2(+)
- <sup>4</sup> Consists of 56V Zener diode and 1N4148 diode in series, connected in parallel with coil.

## Environmental Ratings

Storage Temp: -35°C to +100°C;  
 Operating Temp: -20°C to +85°C  
 Solder Temp: 270°C max; 10 sec. max  
 The operate and release voltage and the coil resistance are specified at 25°C. These values vary by approximately 0.4% / °C as the ambient temperature varies.  
 Vibration: 20 G's to 2000 Hz; Shock: 50 G's



Компания «ЭлектроПласт» предлагает заключение долгосрочных отношений при поставках импортных электронных компонентов на взаимовыгодных условиях!

Наши преимущества:

- Оперативные поставки широкого спектра электронных компонентов отечественного и импортного производства напрямую от производителей и с крупнейших мировых складов;
- Поставка более 17-ти миллионов наименований электронных компонентов;
- Поставка сложных, дефицитных, либо снятых с производства позиций;
- Оперативные сроки поставки под заказ (от 5 рабочих дней);
- Экспресс доставка в любую точку России;
- Техническая поддержка проекта, помощь в подборе аналогов, поставка прототипов;
- Система менеджмента качества сертифицирована по Международному стандарту ISO 9001;
- Лицензия ФСБ на осуществление работ с использованием сведений, составляющих государственную тайну;
- Поставка специализированных компонентов (Xilinx, Altera, Analog Devices, Intersil, Interpoint, Microsemi, Aeroflex, Peregrine, Syfer, Eurofarad, Texas Instrument, Miteq, Cobham, E2V, MA-COM, Hittite, Mini-Circuits, General Dynamics и др.);

Помимо этого, одним из направлений компании «ЭлектроПласт» является направление «Источники питания». Мы предлагаем Вам помощь Конструкторского отдела:

- Подбор оптимального решения, техническое обоснование при выборе компонента;
- Подбор аналогов;
- Консультации по применению компонента;
- Поставка образцов и прототипов;
- Техническая поддержка проекта;
- Защита от снятия компонента с производства.



#### Как с нами связаться

**Телефон:** 8 (812) 309 58 32 (многоканальный)

**Факс:** 8 (812) 320-02-42

**Электронная почта:** [org@eplast1.ru](mailto:org@eplast1.ru)

**Адрес:** 198099, г. Санкт-Петербург, ул. Калинина, дом 2, корпус 4, литера А.