

PCB terminal block - MKDS 3/ 2-5,08 BD:35,36 - 1701174

Please be informed that the data shown in this PDF Document is generated from our Online Catalog. Please find the complete data in the user's documentation. Our General Terms of Use for Downloads are valid (<http://phoenixcontact.com/download>)



PCB terminal block, nominal current: 24 A, nom. voltage: 400 V, pitch: 5.08 mm, number of positions: 2, connection method: Screw connection with tension sleeve, mounting: Wave soldering, conductor/PCB connection direction: 0 °, color: green


The figure shows a 2-pos. version of the product

Your advantages

- ✓ Well-known connection principle allows worldwide use
- ✓ Low temperature rise, thanks to maximum contact force
- ✓ Allows connection of two conductors
- ✓ Integrated protective guide prevents incorrect insertion of the conductor underneath the tension sleeve
- ✓ The latching on the side enables various numbers of positions to be combined



Key Commercial Data

| | |
|--------------|---|
| Packing unit | 50 pc |
| GTIN |  4 046356 518772 |
| GTIN | 4046356518772 |

Technical data

Item properties

| | |
|---------------------------|--------------------------------------|
| Brief article description | PCB terminal block |
| Range of articles | MKDS 3 |
| Pitch | 5.08 mm |
| Number of positions | 2 |
| Connection method | Screw connection with tension sleeve |
| Drive form screw head | Slotted (L) |
| Screw thread | M3 |
| Mounting type | Wave soldering |
| Pin layout | Linear pinning |
| Number of levels | 1 |

PCB terminal block - MKDS 3/ 2-5,08 BD:35,36 - 1701174

Technical data

Electrical parameters

| | |
|----------------------------------|-------|
| Rated current | 24 A |
| Rated insulation voltage (III/2) | 400 V |
| Rated surge voltage (III/2) | 4 kV |

Connection capacity

| | |
|--|---|
| Conductor cross section solid | 0.2 mm ² ... 4 mm ² |
| Conductor cross section flexible | 0.2 mm ² ... 2.5 mm ² |
| Conductor cross section AWG / kcmil | 24 ... 12 |
| Conductor cross section flexible, with ferrule without plastic sleeve | 0.25 mm ² ... 2.5 mm ² |
| Conductor cross section, flexible, with ferrule, with plastic sleeve | 0.25 mm ² ... 2.5 mm ² |
| 2 conductors with same cross section, solid | 0.2 mm ² ... 1.5 mm ² |
| 2 conductors with same cross section, flexible | 0.2 mm ² ... 1.5 mm ² |
| 2 conductors with same cross section, stranded, ferrules without plastic sleeve | 0.25 mm ² ... 0.75 mm ² |
| 2 conductors with same cross section, stranded, with TWIN ferrules with plastic sleeve | 0.5 mm ² ... 1.5 mm ² |
| Stripping length | 8 mm |
| Torque | 0.5 Nm ... 0.6 Nm |

Material data - contact

| | |
|--|---|
| Note | WEEE/RoHS-compliant, free of whiskers according to IEC 60068-2-82/ JEDEC JESD 201 |
| Contact material | Cu alloy |
| Surface characteristics | Tin-plated |
| Metal surface terminal point (top layer) | Tin (4 - 8 µm Sn) |
| Metal surface soldering area (top layer) | Tin (4 - 8 µm Sn) |

Material data - housing

| | |
|---|--------|
| Insulating material | PA |
| Insulating material group | I |
| CTI according to IEC 60112 | 600 |
| Flammability rating according to UL 94 | V0 |
| Glow wire flammability index GWFI according to EN 60695-2-12 | 850 |
| Glow wire ignition temperature GWIT according to EN 60695-2-13 | 775 |
| Temperature for the ball pressure test according to EN 60695-10-2 | 125 °C |

Dimensions for the product

| | |
|-----------------------------|---|
| Caption | Schematic representation – for additional information, see product range drawing in the Download Center |
| Length [l] | 11.2 mm |
| Width [w] | 10.16 mm |
| Height [h] | 23 mm |
| Pitch | 5.08 mm |
| Height (without solder pin) | 18 mm |

PCB terminal block - MKDS 3/ 2-5,08 BD:35,36 - 1701174

Technical data

Dimensions for the product

| | |
|----------------|--------------|
| Solder pin [P] | 5 mm |
| Pin spacing | 15.24 mm |
| Pin dimensions | 0.9 x 0.9 mm |
| Dimension a | 5.08 mm |

Dimensions for PCB design

| | |
|---------------|----------|
| Hole diameter | 1.3 mm |
| Pin spacing | 15.24 mm |

Packaging information

| | |
|----------------------------|---------------------|
| Type of packaging | packed in cardboard |
| Pieces per package | 50 |
| Denomination packing units | Pcs. |

General product information

| | |
|--------------|--|
| Type of note | Note on application |
| Note | For safe conductor connection, always adhere to a defined tightening torque. Particularly in the case of PCB terminal blocks with two or three positions, the individual solder pin for each contact point cannot compensate for this. That is why the terminal blocks must be supported during conductor connection (held with one hand, support on the housing). |

Ambient conditions

| | |
|---|------------------|
| Ambient temperature (storage/transport) | -40 °C ... 70 °C |
| Ambient temperature (assembly) | -5 °C ... 100 °C |
| Ambient temperature (operation) | -40 °C |

Termination and connection method

| | |
|-----------------|-----------------------|
| Connection test | IEC 60998-2-2:2002-12 |
|-----------------|-----------------------|

Pull-out test

| | |
|--|---|
| Pull-out test | IEC 60998-2-1:2002-12 |
| | Test passed |
| Conductor cross section / conductor type / tensile force | 0.2 mm ² / solid / > 10 N |
| | 0.2 mm ² / flexible / > 10 N |
| | 4 mm ² / solid / > 60 N |
| | 2.5 mm ² / flexible / > 50 N |

Mechanical tests according to standard

| | |
|--------------------|--------------------------|
| Test specification | IEC 60998-2-1 (in parts) |
|--------------------|--------------------------|

Electrical tests

| | |
|----------------------------------|-------|
| Rated current | 24 A |
| Rated insulation voltage (III/2) | 400 V |
| Rated surge voltage (III/2) | 4 kV |

Air clearances and creepage distances

PCB terminal block - MKDS 3/ 2-5,08 BD:35,36 - 1701174

Technical data

Air clearances and creepage distances

| | |
|----------------------------------|-------|
| Insulating material group | I |
| Voltage | 250 V |
| Rated insulation voltage (III/3) | 250 V |
| Rated insulation voltage (III/2) | 400 V |
| Rated insulation voltage (II/2) | 630 V |
| Rated surge voltage (III/3) | 4 kV |
| Rated surge voltage (III/2) | 4 kV |
| Rated surge voltage (II/2) | 4 kV |

Current carrying capacity / derating curves

| | |
|---------------|--------------------------|
| Specification | IEC 60998-2-1 (in parts) |
|---------------|--------------------------|

Vibration test

| | |
|---|---|
| Resistance to ageing, to humidity conditions, to ingress of solid objects and to harmful ingress of water | Test passed IEC 60998-1:2002-12 168 h/100°C 48 h/30 °C/92 % |
| Test result | Test passed |
| Test specification | IEC 60998-1:2002-12 |
| Dry heat | 168 h/100°C |
| Humid heat | 48 h/30 °C/92 % |

Resistance to ageing, humidity and penetration of solids

| | |
|--------------------|---------------------|
| Test result | Test passed |
| Test specification | IEC 60998-1:2002-12 |
| Dry heat | 168 h/100°C |
| Humid heat | 48 h/30 °C/92 % |

Standards and Regulations

| | |
|----------------------------------|--------|
| Connection in acc. with standard | EN-VDE |
| | CSA |

Environmental Product Compliance

| | |
|------------|---|
| REACH SVHC | Lead 7439-92-1 |
| China RoHS | Environmentally Friendly Use Period = 50 |
| | For details about hazardous substances go to tab "Downloads", Category "Manufacturer's declaration" |

Approvals

Approvals

| |
|---|
| Approvals |
| DNV GL / CSA / CCA / SEV / EAC / cULus Recognized |


PCB terminal block - MKDS 3/ 2-5,08 BD:35,36 - 1701174

Approvals


Ex Approvals

Approval details


| | | |
|--------|---|------------|
| DNV GL | http://exchange.dnv.com/tari/ | TAE00001EV |
|--------|---|------------|

| | | | |
|----------------------------|---|---|-------|
| CSA |  | http://www.csagroup.org/services-industries/product-listing/ | 13631 |
| | D | B | |
| Nominal voltage UN | 300 V | 300 V | |
| Nominal current IN | 10 A | 10 A | |
| mm ² /AWG/kcmil | 28-12 | 28-12 | |

| | | | |
|----------------------------|--|-------|---------|
| CCA | | | IK-3249 |
| Nominal voltage UN | | 250 V | |
| mm ² /AWG/kcmil | | 4 | |

| | | | |
|----------------------------|---|---|---------|
| SEV |  | https://www.electrosuisse.ch/de/meta/shop/produktezertifikate.html | IK-4199 |
| Nominal voltage UN | | 250 V | |
| Nominal current IN | | 28 A | |
| mm ² /AWG/kcmil | | 4 | |

| | | | |
|-----|---|--|---------|
| EAC |  | | B.01742 |
|-----|---|--|---------|

| | | | |
|----------------------------|---|---|-----------------|
| cULus Recognized |  | http://database.ul.com/cgi-bin/XYV/template/LISEXT/1FRAME/index.htm | E60425-19770427 |
| | D | B | |
| Nominal voltage UN | 300 V | 300 V | |
| Nominal current IN | 10 A | 15 A | |
| mm ² /AWG/kcmil | 30-12 | 30-12 | |

Phoenix Contact 2018 © - all rights reserved
<http://www.phoenixcontact.com>

PHOENIX CONTACT GmbH & Co. KG
Flachmarktstr. 8
32825 Blomberg
Germany
Tel. +49 5235 300
Fax +49 5235 3 41200
<http://www.phoenixcontact.com>



Компания «ЭлектроПласт» предлагает заключение долгосрочных отношений при поставках импортных электронных компонентов на взаимовыгодных условиях!

Наши преимущества:

- Оперативные поставки широкого спектра электронных компонентов отечественного и импортного производства напрямую от производителей и с крупнейших мировых складов;
- Поставка более 17-ти миллионов наименований электронных компонентов;
- Поставка сложных, дефицитных, либо снятых с производства позиций;
- Оперативные сроки поставки под заказ (от 5 рабочих дней);
- Экспресс доставка в любую точку России;
- Техническая поддержка проекта, помощь в подборе аналогов, поставка прототипов;
- Система менеджмента качества сертифицирована по Международному стандарту ISO 9001;
- Лицензия ФСБ на осуществление работ с использованием сведений, составляющих государственную тайну;
- Поставка специализированных компонентов (Xilinx, Altera, Analog Devices, Intersil, Interpoint, Microsemi, Aeroflex, Peregrine, Syfer, Eurofarad, Texas Instrument, Miteq, Cobham, E2V, MA-COM, Hittite, Mini-Circuits, General Dynamics и др.);

Помимо этого, одним из направлений компании «ЭлектроПласт» является направление «Источники питания». Мы предлагаем Вам помощь Конструкторского отдела:

- Подбор оптимального решения, техническое обоснование при выборе компонента;
- Подбор аналогов;
- Консультации по применению компонента;
- Поставка образцов и прототипов;
- Техническая поддержка проекта;
- Защита от снятия компонента с производства.



Как с нами связаться

Телефон: 8 (812) 309 58 32 (многоканальный)

Факс: 8 (812) 320-02-42

Электронная почта: org@eplast1.ru

Адрес: 198099, г. Санкт-Петербург, ул. Калинина, дом 2, корпус 4, литера А.