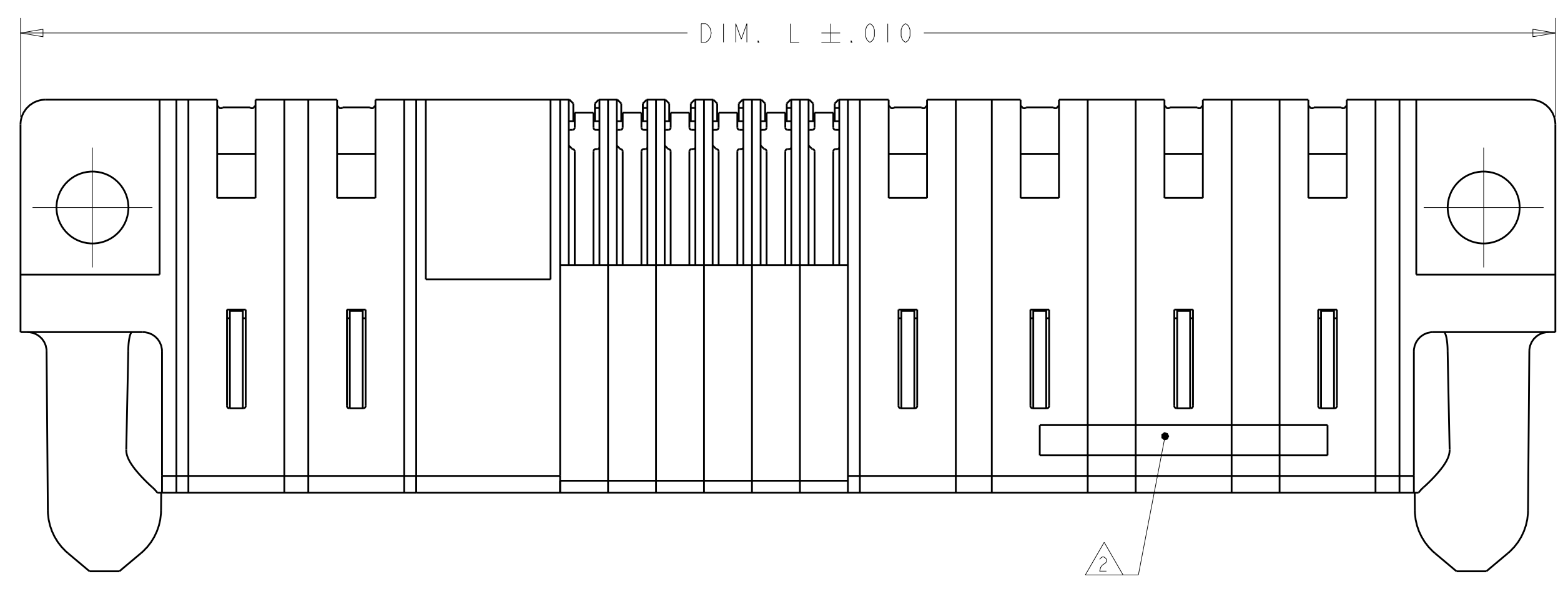
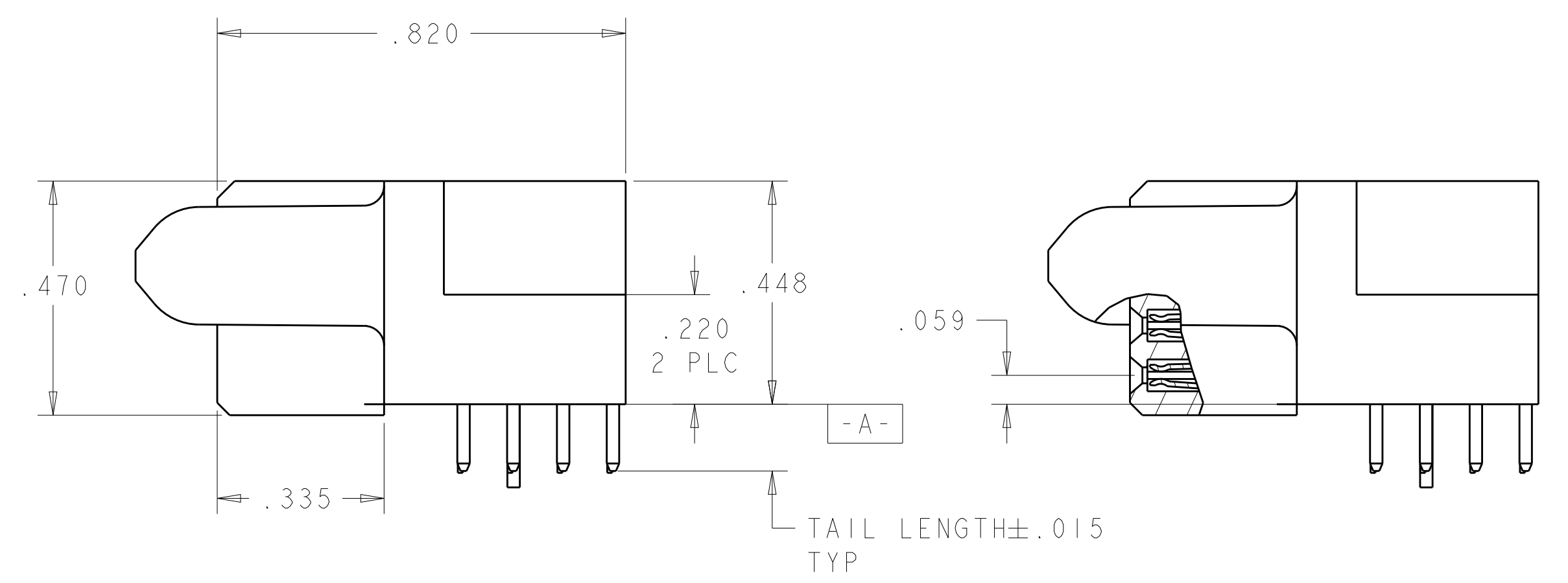
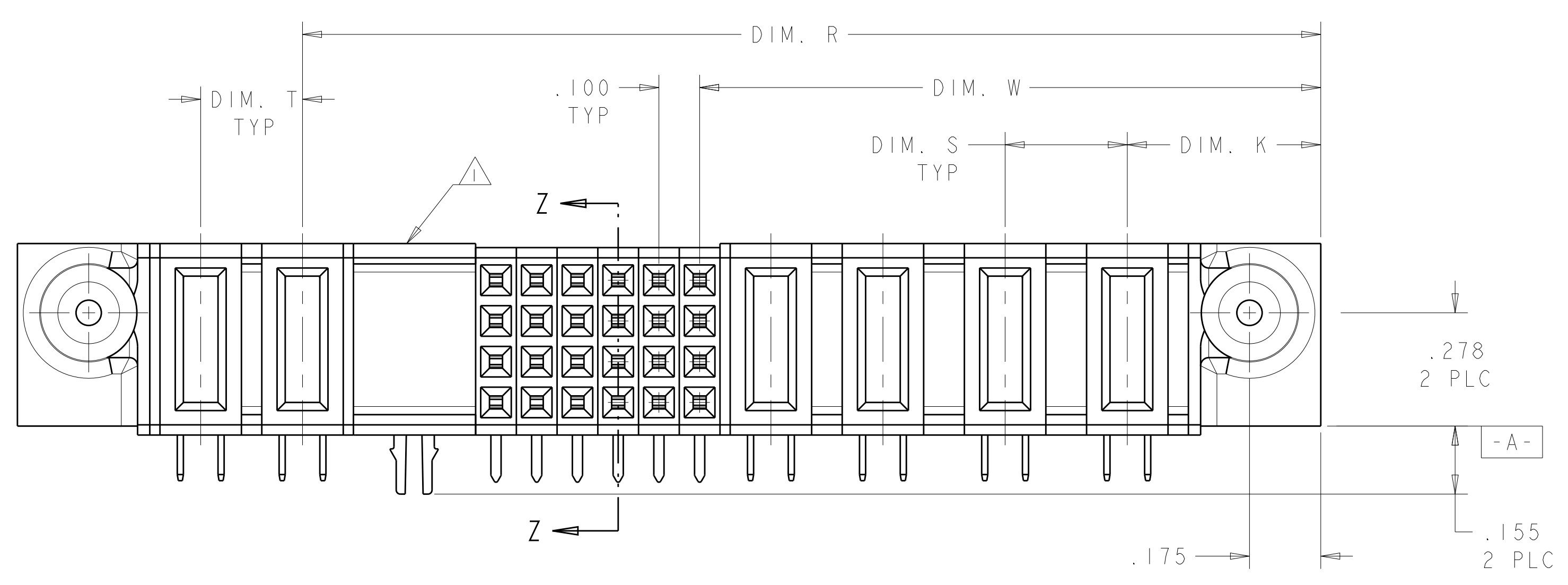


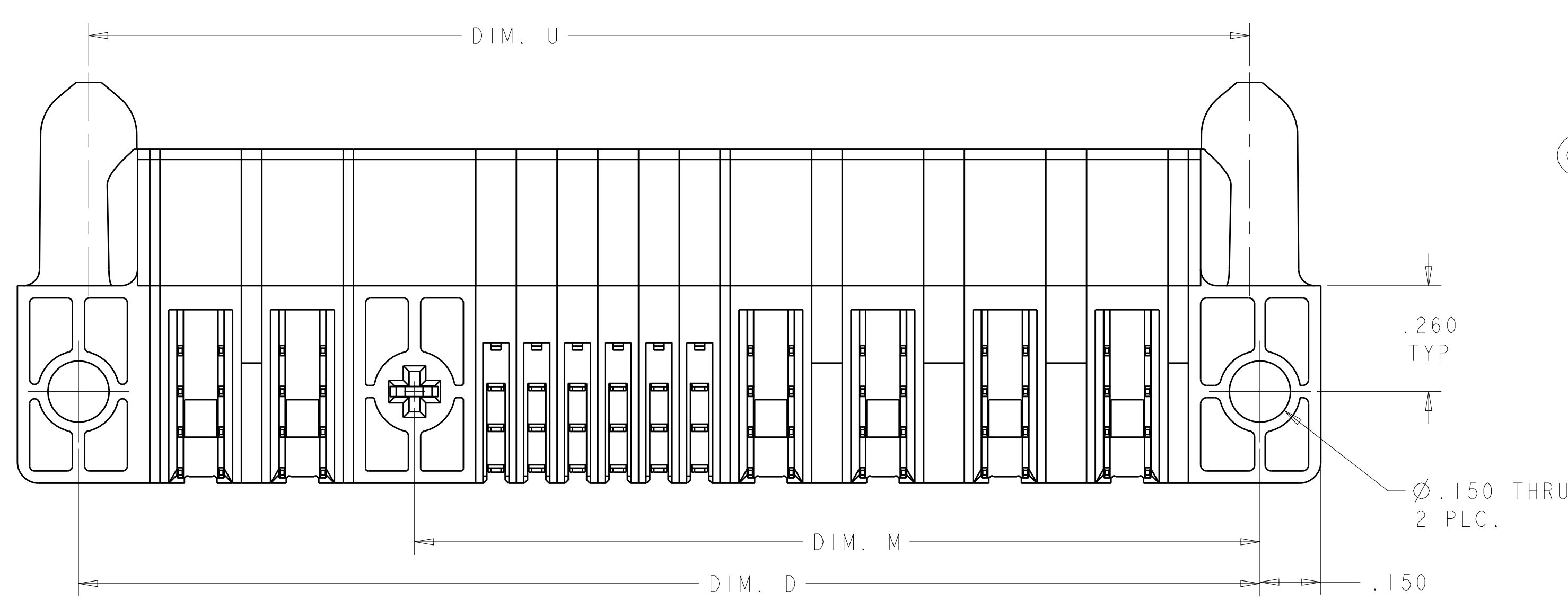
LOC	DIST	REV	DESCRIPTION	DATE	DWN	APVD
ES	00					
		C4	REMOVE THE HOLD DOWN	22DEC2011	LW	SZ
		C5	REV PER ECR-11-026038	29DEC2011	LW	SZ
		C7	ADDED NEW DASH NUMBER 1-4	26MAR2013	CZ	SZ



- 1 OPTIONAL CENTER MODULE, WITH .150 THRU HOLE OR HOLD DOWN FEATURE.
- 2 "AMP", PART NUMBER, AND DATE CODE TO BE MARKED IN AREA SHOWN. PARTS UNDER 2.00 LONG MAY BE MARKED ON BOTH SIDES.
- 3 MATERIAL: HOUSING - GLASS FILLED HIGH TEMP THERMO PLASTIC, UL94 V-O, BLACK.
SIGNAL CONTACT - COPPER ALLOY
POWER CONTACT - HIGH CONDUCTIVITY COPPER ALLOY
- 4 CONTACT PLATING: NOBLE METAL PLATED ON THE CONTACT FUNCTIONAL AREA OF POWER AND SIGNAL CONTACTS, AND Sn AT PCB INTERFACE.
- 5 MECHANICAL CONNECTOR KEEP OUT ZONE.
- 6 DATUM AND BASIC DIMENSIONS ESTABLISHED BY CUSTOMER.
- 7 PCB - ALL HOLE DIAMETERS ARE FINISHED HOLE SIZES
- 8 PCB - .0453±.0010 DRILLED HOLES PLATED WITH .0003 MIN Sn OVER .001 TO .003 Cu PLATING TO ACHIEVE A .040 DIA HOLE.



SECTION Z-Z



DIM. U	DIM. T	DIM. S	DIM. R	DIM. W	DIM. D	DIM. M	DIM. L	DIM. K	DESCRIPTION	PART NUMBER
4.125	.300	.250	2.775	1.900	4.175	-	4.475	.475	5ACP + 32S + 6P	1-6450370-4
1.600	-	-	1.500	.625	1.650	-	1.950	.450	1P + 32S + 1P	1-6450370-3
7.350	-	-	5.225	3.925	7.400	-	7.700	.475	12P + 48S + 8P	1-6450370-2
2.400	.200	.200	2.100	.825	2.450	-	2.750	.450	2P + 48S + 2P	1-6450370-1
1.300	-	-	1.200	.675	1.350	-	1.650	.450	1P + 24S + 1P	1-6450370-0
2.800	.300	.250	2.075	1.375	2.850	-	3.150	.450	4P + 24S + 3ACP	6450370-9
2.800	.250	.300	1.950	1.275	2.850	-	3.150	.475	3ACP + 24S + 4P	6450370-5
3.150	.250	.250	2.300	1.625	3.200	-	3.500	.450	5P+24S+4P	6450370-4
1.575	-	-	1.425	.700	1.625	-	1.925	.475	1P+24S+1P	6450370-3
2.500	.300	.250	1.800	1.125	2.550	-	2.850	.450	3P+24S+3ACP	6450370-2
2.550	.250	.300	2.200	1.525	2.600	-	2.900	.475	3ACP+1P+24S+2P	6450370-1

THIS DRAWING IS A CONTROLLED DOCUMENT.

DIMENSIONS: INCHES

TOLERANCES UNLESS OTHERWISE SPECIFIED:

0 PLC	±
1 PLC	±.01
2 PLC	±.005
3 PLC	±.002
4 PLC	±.001
ANGLES	±.002

MATERIAL: 3 FINISH: 4

THIS DRAWING IS A CONTROLLED DOCUMENT. DWN: R. GRZYBOWSKI, CHK: M. PERCHERKE, APVD: M. PERCHERKE, NAME: M. PERCHERKE, PRODUCT SPEC: 108-1973, APPLICATION SPEC: 114-13038, WEIGHT: 114-13038, CUSTOMER DRAWING

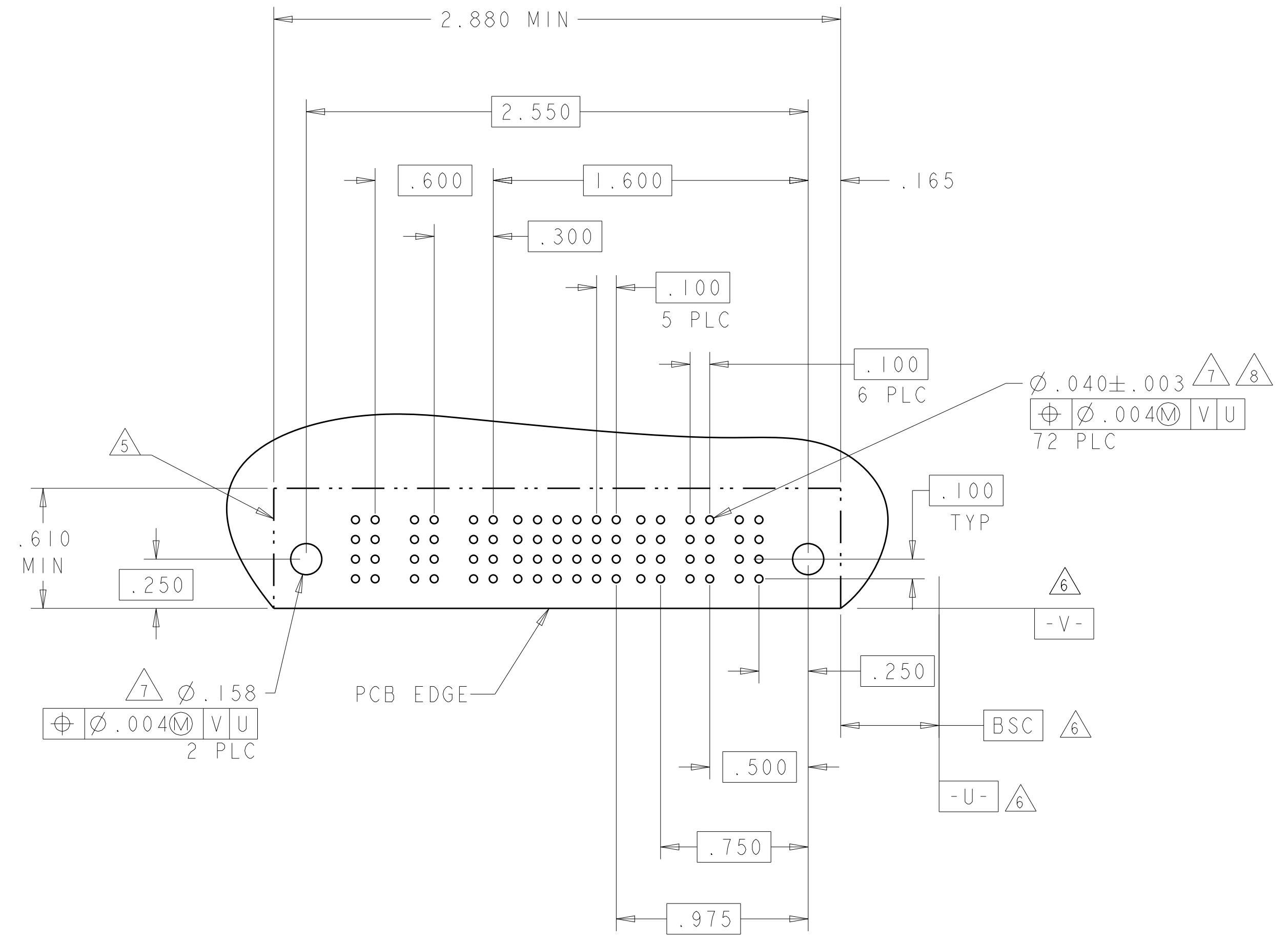
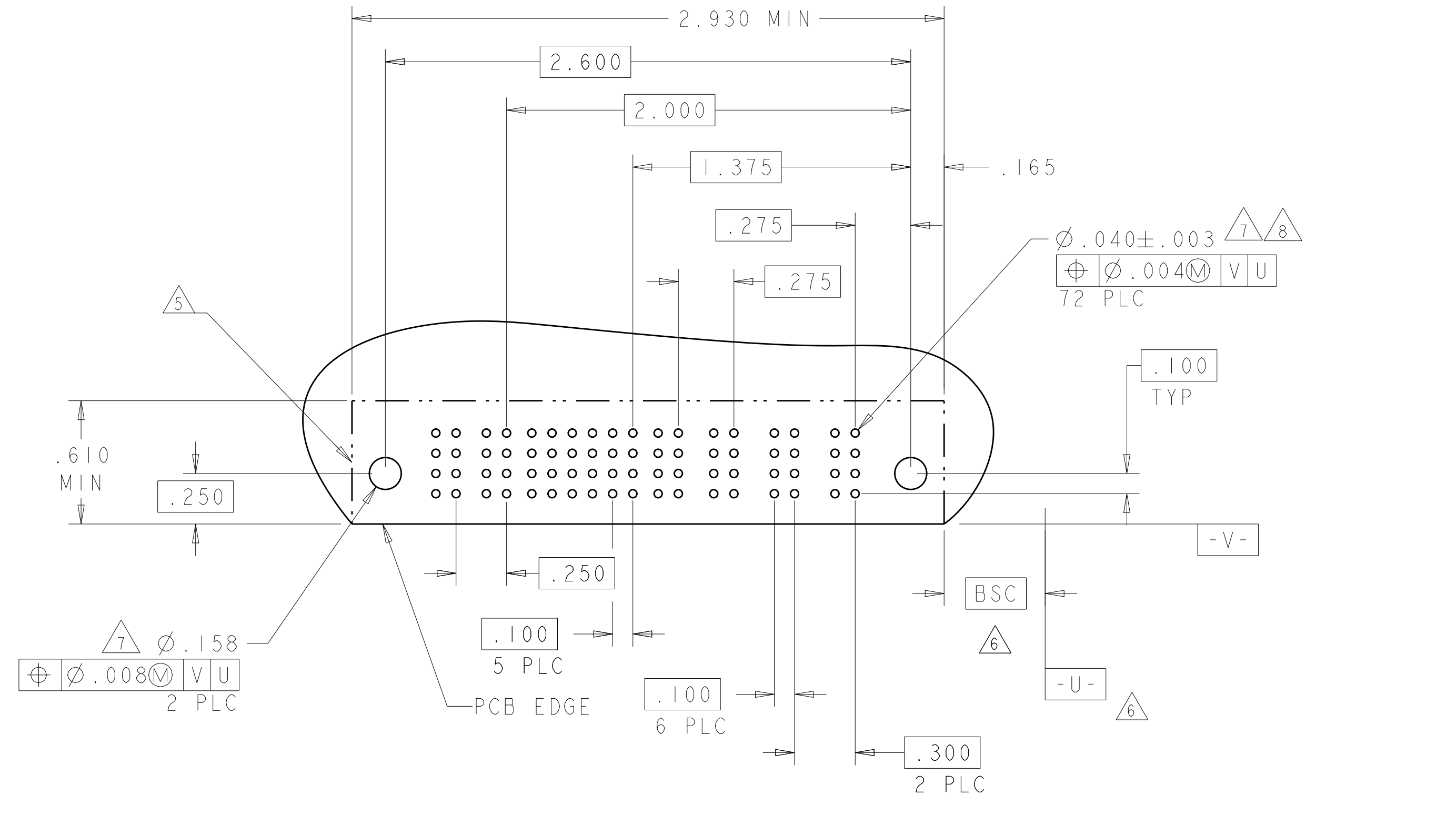
TE Connectivity

RIGHT ANGLE RECEPTACLE ASSEMBLY WITH GUIDES MULTI-BEAM XL

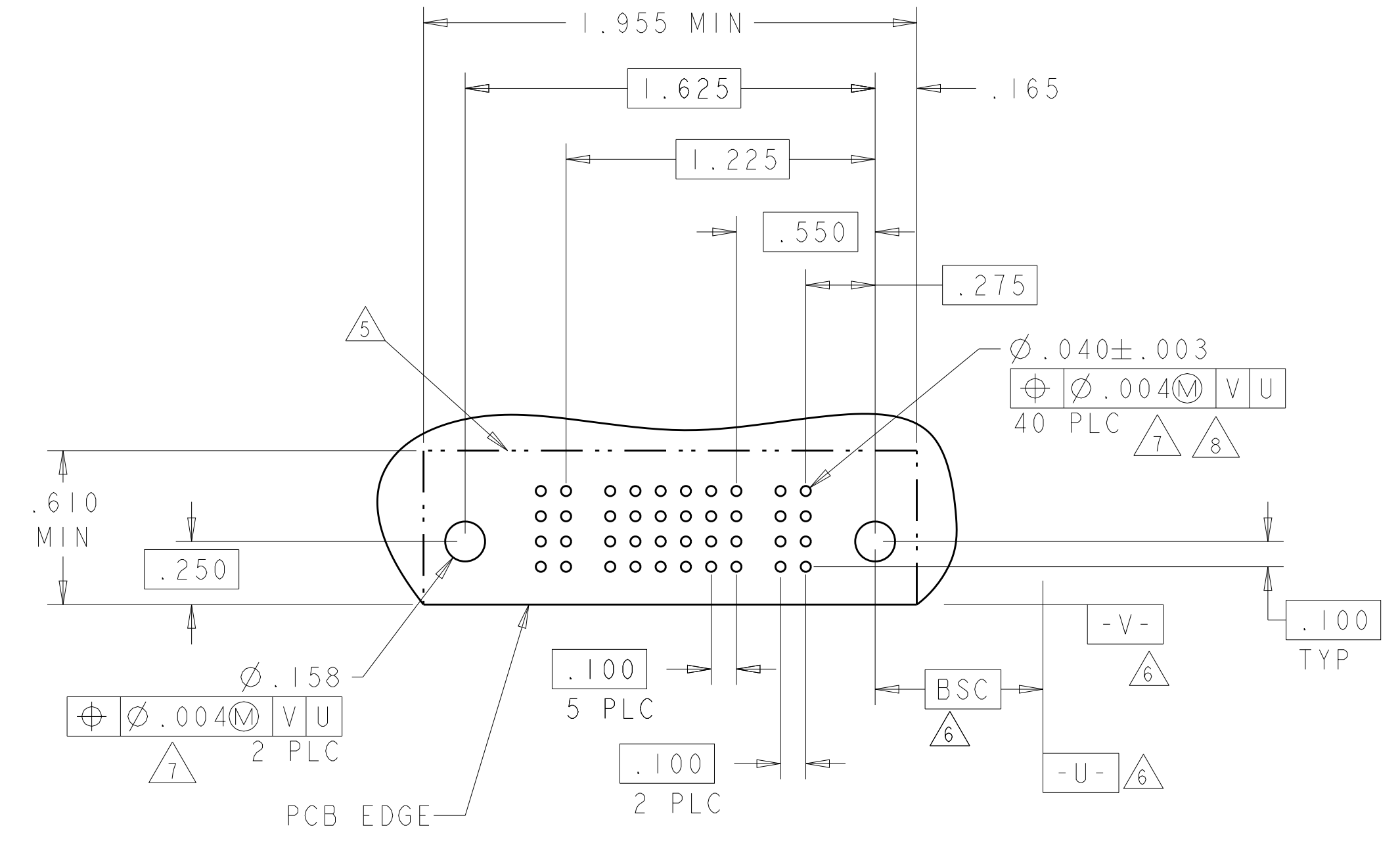
SIZE: A100779, CAGE CODE: 6450370, SCALE: 4:1, SHEET: 1 OF 6, REV: C7

PART NUMBER	ROWS	POWER		SIGNAL							POWER				
		P6	P5	6	5	4	3	2	1	P4	P3	P2	P1		
6450370-1	DCBA	RM	RM	H	H	H	H	H	H	H	H	RM	RA	RM	RM
				G	G	G	G	G	G	G					
				F	F	F	F	F	F	F					
3ACP + 1P + 24S + 2P															

PART NUMBER	ROWS	POWER			SIGNAL							POWER			
		P6	P5	P4	6	5	4	3	2	1	P3	P2	P1		
6450370-2	DCBA	RM	RM	RM	H	H	H	H	H	H	H	H	RM	RM	RA
					G	G	G	G	G	G	G				
					F	F	F	F	F	F	F				
3P + 24S + 3ACP															



PART NUMBER	ROWS	POWER		SIGNAL							POWER	
		P2	6	5	4	3	2	1	P1			
6450370-3	DCBA	RM	RA	H	H	H	H	H	H	H	H	RA
				G	G	G	G	G	G	G		
				F	F	F	F	F	F	F		
IP + 24S + IP												



CODE	TAIL LENGTH	DESCRIPTION
RB	.090	MFBL
RN	.090	STD
RA	.135	MFBL
RM	.135	STD

POWER CONTACT

CODE	TAIL LENGTH	ROW
L	.090	D
K	.090	C
J	.090	B
I	.090	A
H	.135	D
G	.135	C
F	.135	B
E	.135	A

SIGNAL CONTACT

THIS DRAWING IS A CONTROLLED DOCUMENT.

DIMENSIONS: INCHES	TOLERANCES UNLESS OTHERWISE SPECIFIED:	0 PLC ±.01	1 PLC ±.01	2 PLC ±.01	3 PLC ±.01	4 PLC ±.0020	ANGLES ±.0020
--------------------	--	------------	------------	------------	------------	--------------	---------------

MATERIAL: - FINISH: -

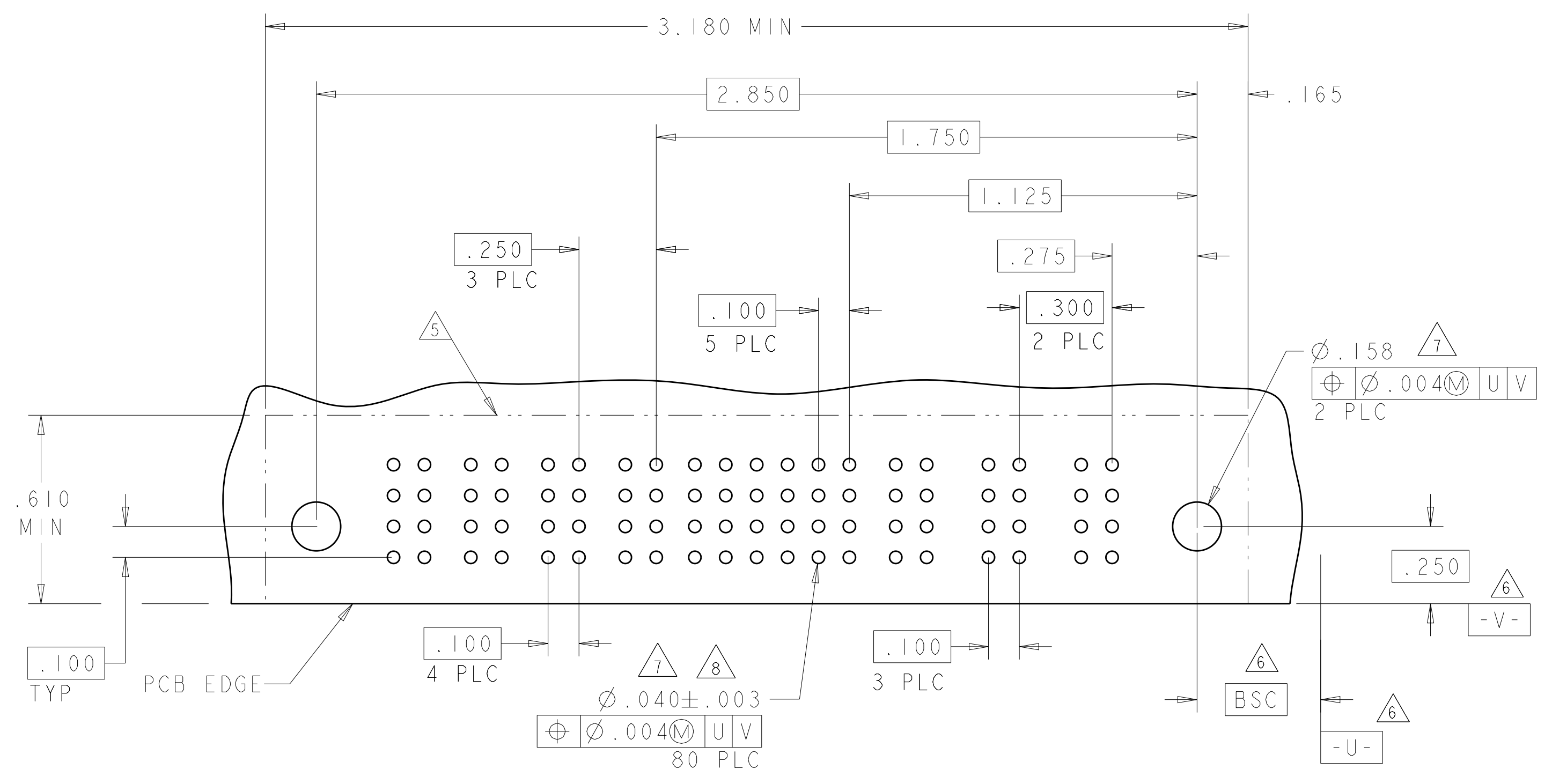
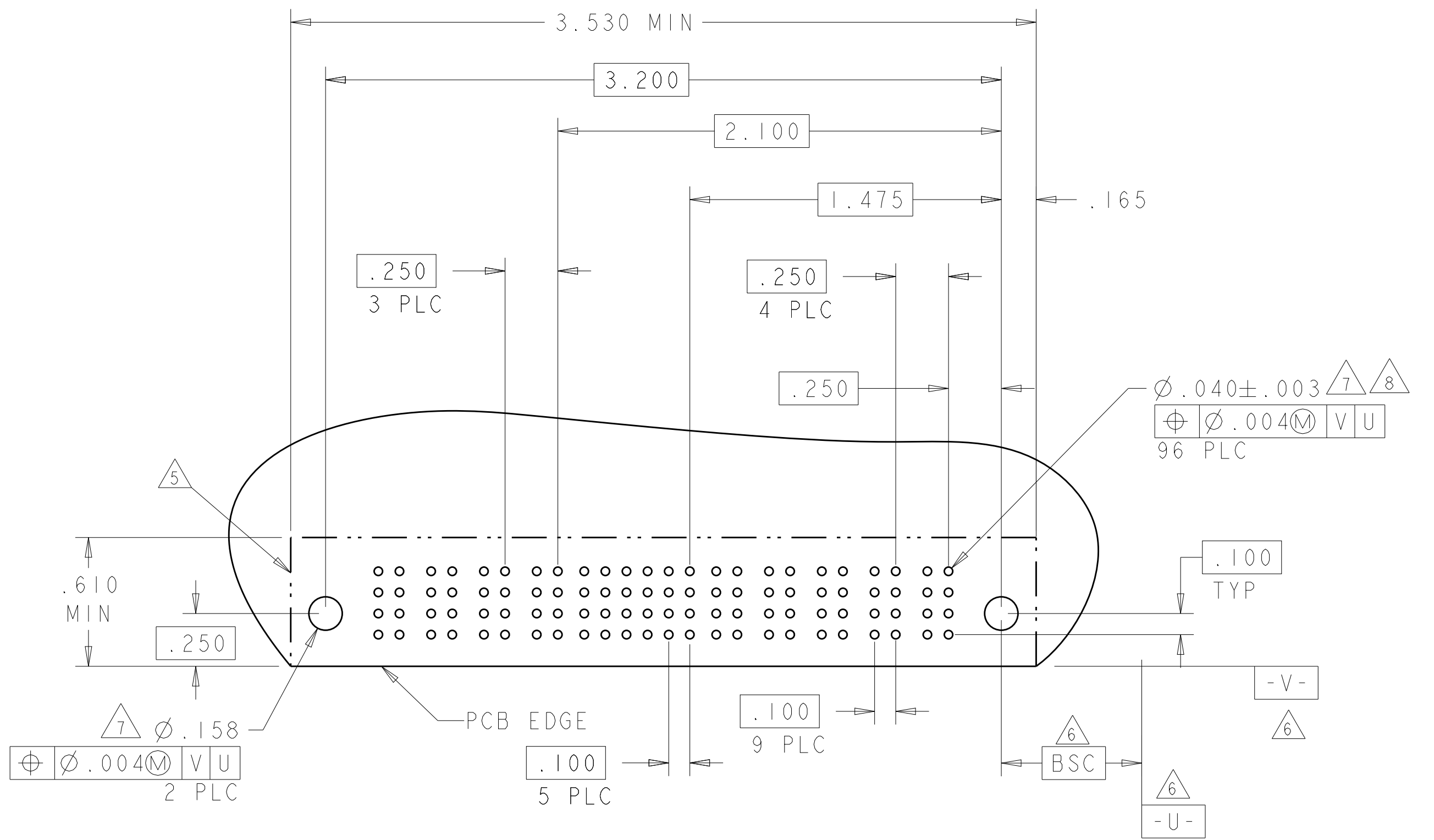
THIS DRAWING IS A CONTROLLED DOCUMENT. DWN: R. GRZYBOWSKI, CHK: M. PERCHERKE, APVD: M. PERCHERKE. NAME: RIGHT ANGLE RECEPTACLE ASSEMBLY WITH GUIDES MULTI-BEAM XL. SIZE: 108-1973. APPLICATION SPEC: 114-13038. WEIGHT: -. CUSTOMER DRAWING. SCALE: 4:1. SHEET 2 OF 6. REV: C7.

PART NUMBER	ROWS	POWER			SIGNAL						POWER					
		P9	P8	P7	P6	6	5	4	3	2	1	P5	P4	P3	P2	P1
6450370-4	D C B A	RN	RN	RN	RN	K	K	K	K	K	K	RN	RN	RN	RN	RB

5P + 24S + 4P

PART NUMBER	ROWS	POWER			SIGNAL						POWER			
		P7	P6	P5	P4	6	5	4	3	2	1	P3	P2	P1
6450370-5	D C B A	RA	RA	RA	RA	H	H	H	H	H	H	RA	RM	RM

3ACP + 24S + 4P

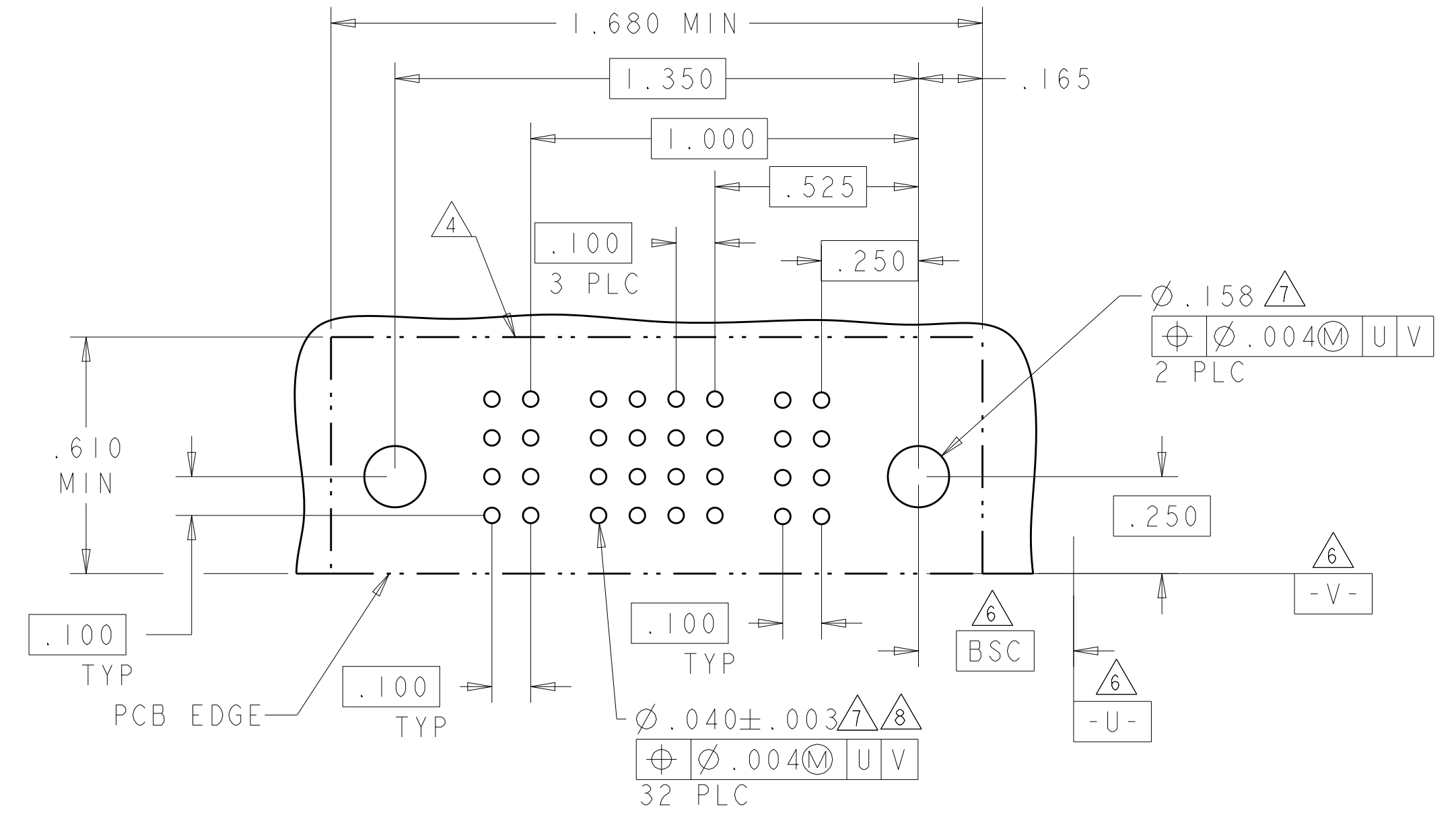
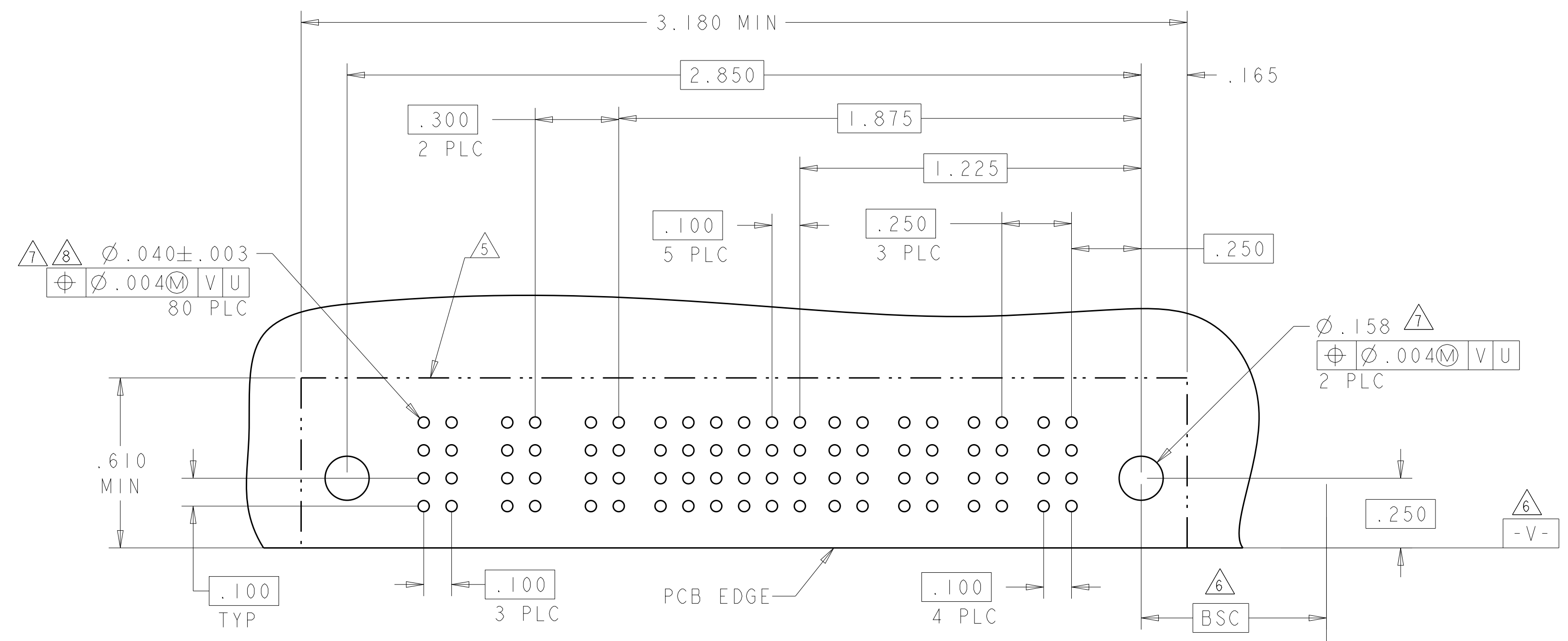


PART NUMBER	ROWS	POWER			SIGNAL						POWER		
		P7	P6	P5	6	5	4	3	2	1	P4	P3	P2
6450370-9	D C B A	RM	RM	RA	H	H	H	H	H	H	RM	RM	RM

4P + 24S + 3ACP

PART NUMBER	ROWS	POWER	SIGNAL			POWER	
		P2	4	3	2	1	P1
1-6450370-0	D C B A	RM	H	H	H	H	RA

IP + 16S + IP



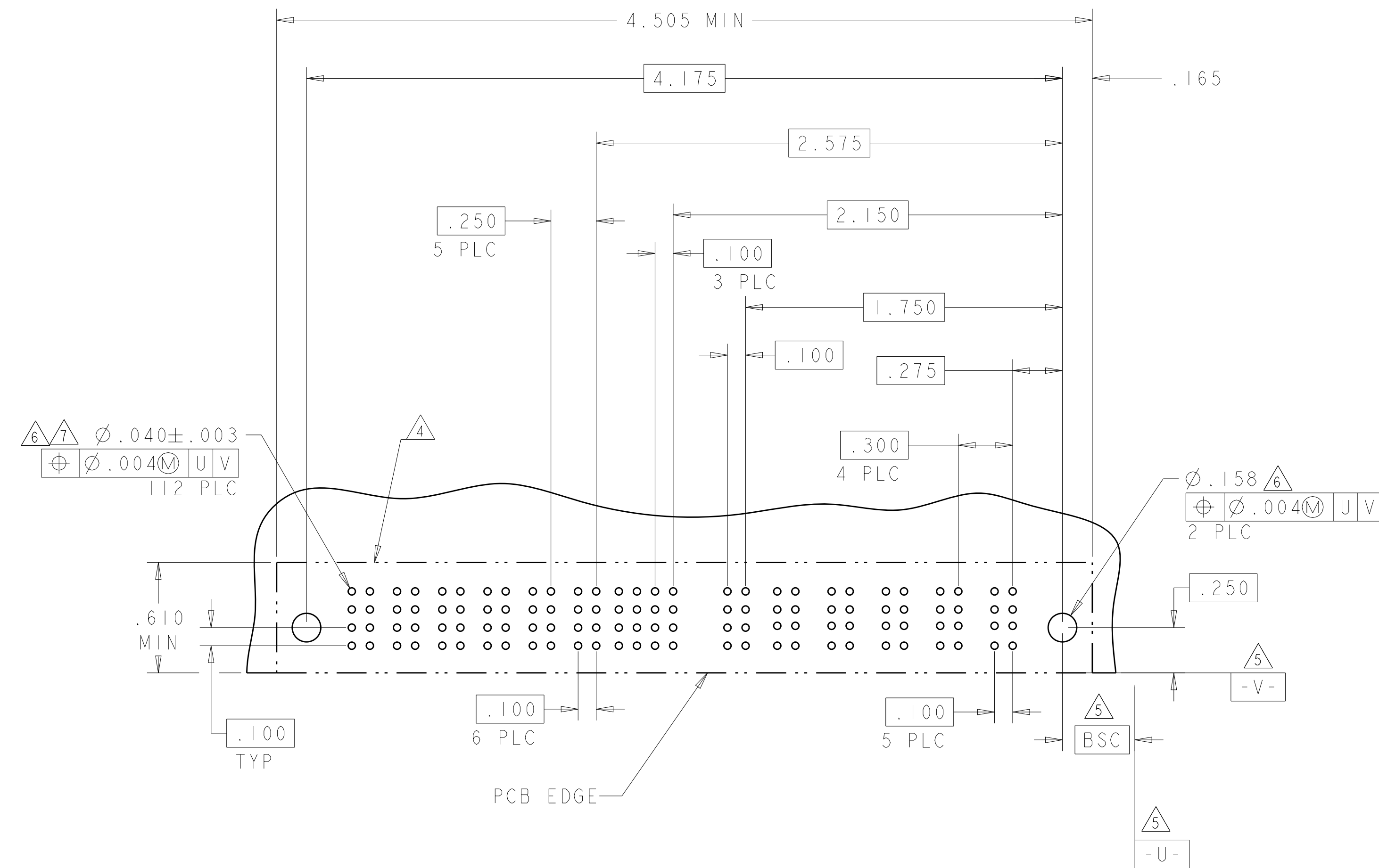
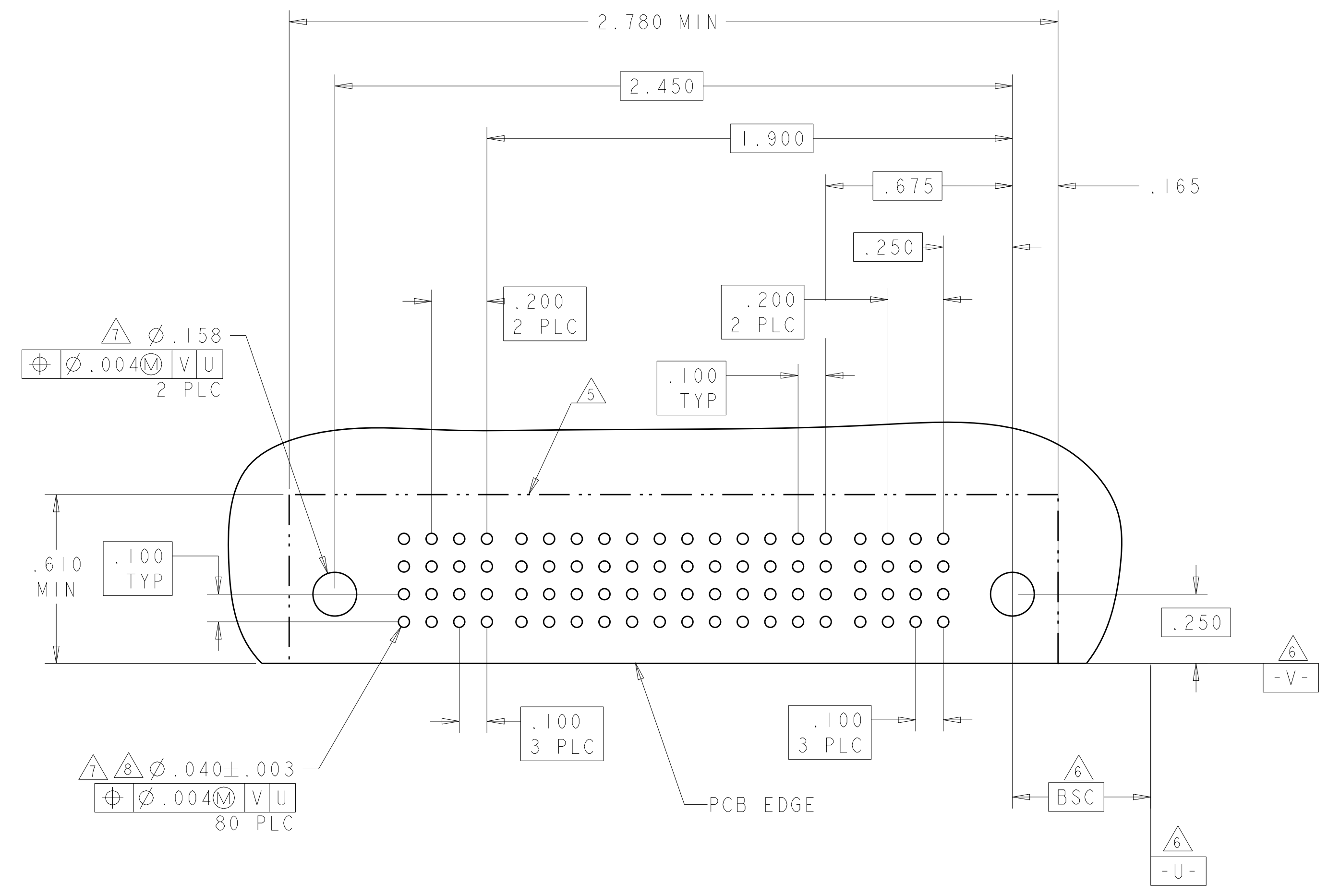
THIS DRAWING IS A CONTROLLED DOCUMENT. OWN: R. GRZYBOWSKI, 08APROS; CHK: M. PERCHERKE, 08APROS; APVD: M. PERCHERKE. NAME: RIGHT ANGLE RECEPTACLE ASSEMBLY WITH GUIDES MULTI-BEAM XL. DIMENSIONS: INCHES. TOLERANCES UNLESS OTHERWISE SPECIFIED: 0 PLC ±.01; 1 PLC ±.01; 2 PLC ±.01; 3 PLC ±.005; 4 PLC ±.002; ANGLES ±.0020. MATERIAL: FINISH: WEIGHT: 114-13038. CUSTOMER DRAWING. SCALE: 4:1. SHEET 3 OF 6. REV C7.

PART NUMBER	ROWS	POWER		SIGNAL											POWER			
		P4	P3	12	11	10	9	8	7	6	5	4	3	2	1	P2	P1	
1-6450370-1	D	RM	RA	H	H	H	H	H	H	H	H	H	H	H	H	H	RA	RM
	C			G	G	G	G	G	G	G	G	G	G	G	G			
	B			F	F	F	F	F	F	F	F	F	F	F	F	F		
	A			E	E	E	E	E	E	E	E	E	E	E	E	E		
2P + 48S + 2P																		

PART NUMBER	ROWS	POWER						SIGNAL						POWER							
		P11	P10	P9	P8	P7	P6	8	7	6	5	4	3	2	1	P5	P4	P3	P2	P1	
1-6450370-4	D	RM	RM	RM	RM	RM	RM	H	H	H	H	H	H	H	RM	RM	RA	RM	RM		
	C							G	G	G	G	G	G	G						G	G
	B							F	F	F	F	F	F	F						F	F
5ACP + 32S + 6P																					

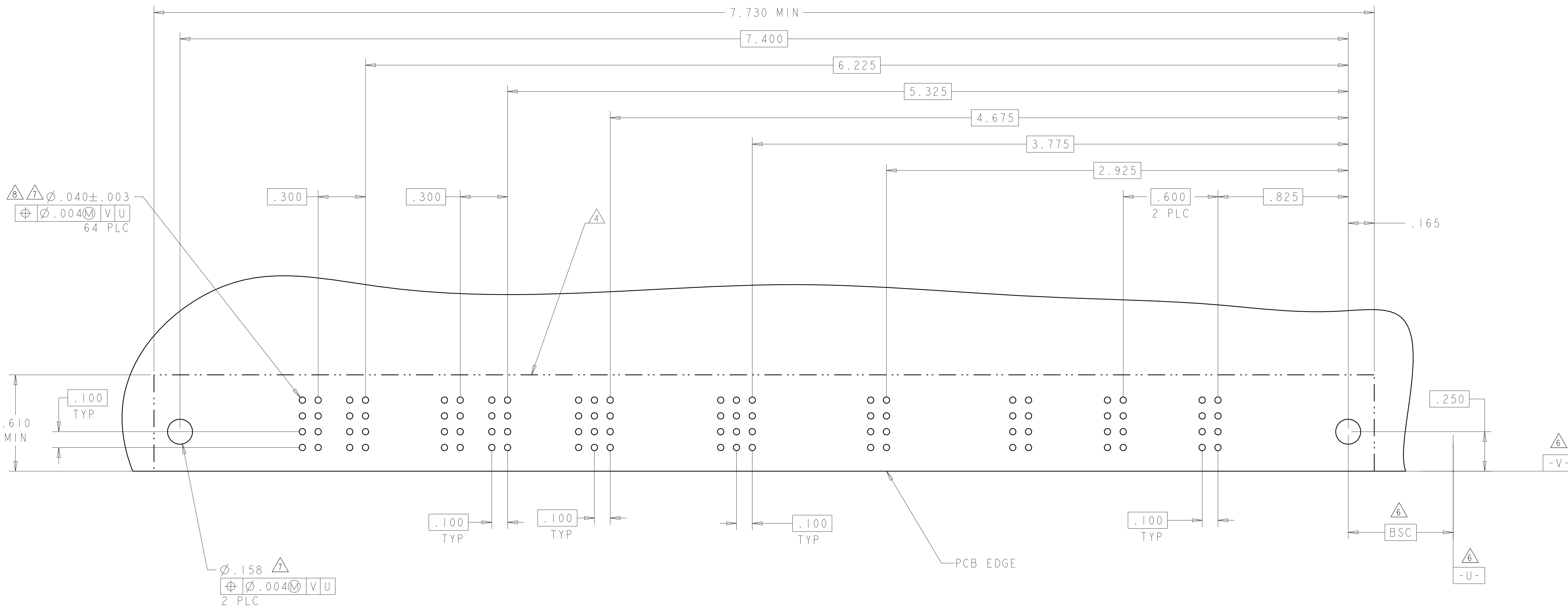
NO CONTACTS LOADED

C7



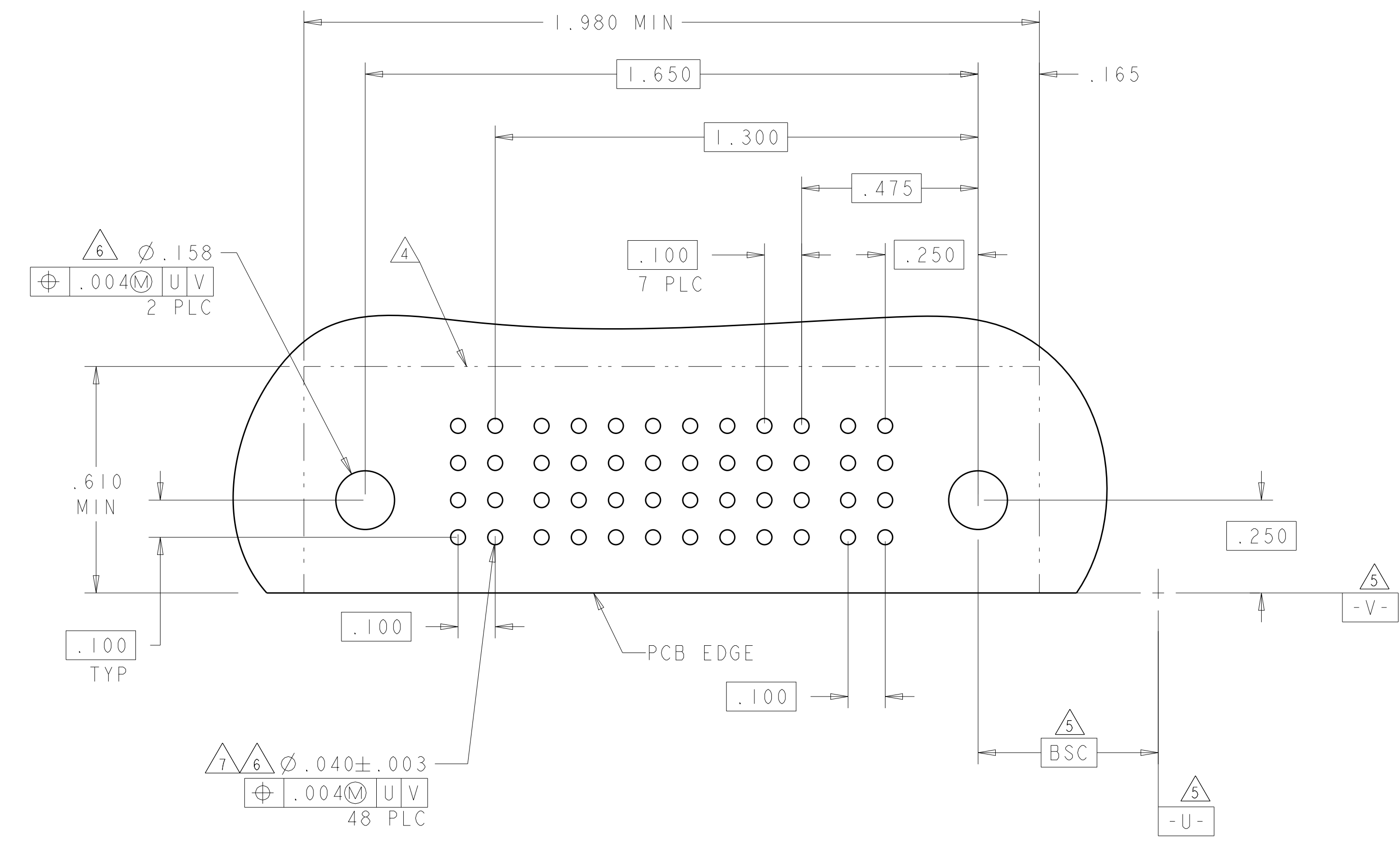
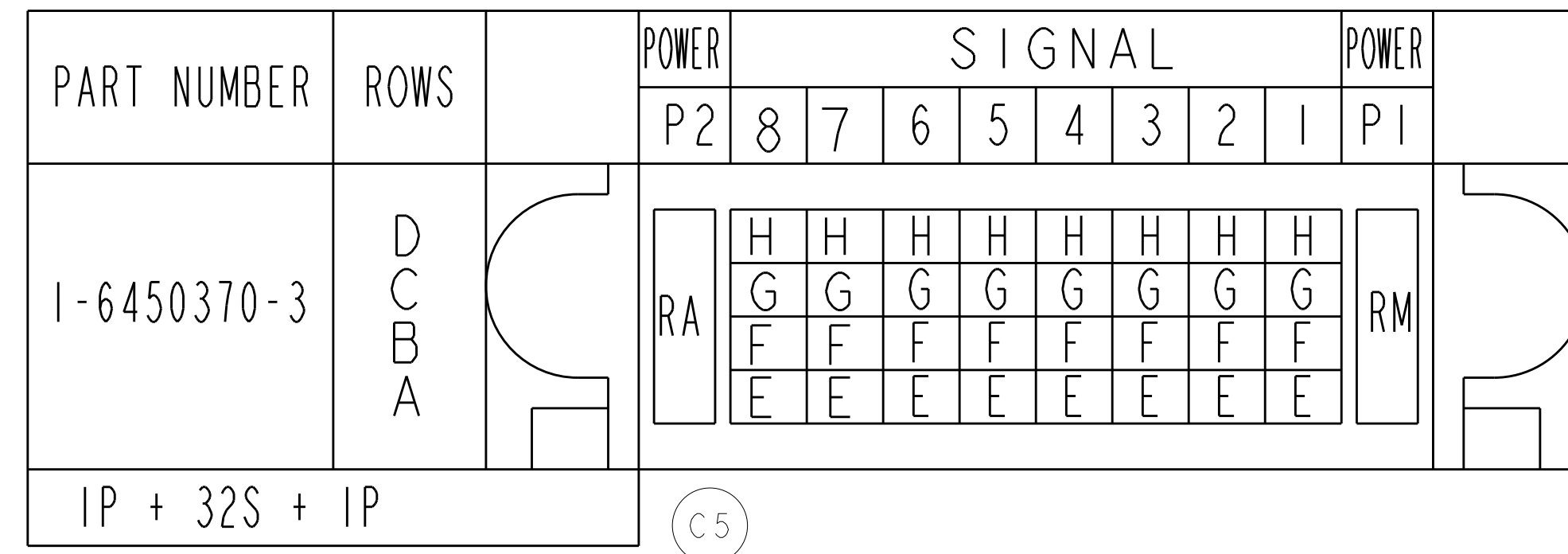
THIS DRAWING IS A CONTROLLED DOCUMENT.		OWN: R. GRZYBOWSKI 08APROS	 TE Connectivity
DIMENSIONS: INCHES		CHK: M. PERCHERKE 08APROS	
TOLERANCES UNLESS OTHERWISE SPECIFIED:		APVD: M. PERCHERKE	NAME: RIGHT ANGLE RECEPTACLE ASSEMBLY WITH GUIDES MULTI-BEAM XL
0 PLC ± 1 PLC ±.01 2 PLC ±.01 3 PLC ±.005 4 PLC ±.002 ANGLES ±.020		PRODUCT SPEC: 108-1973	SIZE: A1
MATERIAL: -		APPLICATION SPEC: 114-13038	CAGE CODE: 6450370
FINISH: -		WEIGHT: -	RESTRICTED TO: -
		CUSTOMER DRAWING	SCALE: 4:1 SHEET 4 OF 6 REV: C7

PART NUMBER	ROWS	POWER								SIGNAL											POWER											
		P20	P19	P18	P17	P16	P15	P14	P13	12	11	10	9	8	7	6	5	4	3	2	1	P12	P11	P10	P9	P8	P7	P6	P5	P4	P3	P2
I-6450370-2	D C B A				RM	RM		RM	RM	H	H	H										H	H	H								
										G	G	G										G	G	G								
										F	F	F										F	F	F								
										E	E	E										E	E	E								
12P + 48S + 8P																																



THIS DRAWING IS A CONTROLLED DOCUMENT.		DWN R. GRZYBOWSKI	08APR05	STE TE Connectivity
DIMENSIONS: INCHES		CHK M. PERCHERKE	08APR05	
TOLERANCES UNLESS OTHERWISE SPECIFIED: Ø .004 M V U 64 PLC		APV'D M. PERCHERKE		
TOLERANCES UNLESS OTHERWISE SPECIFIED: 0 PLC ± 1 PLC ±.01 2 PLC ±.01 3 PLC ±.005 4 PLC ±.0020 ANGLES ±7°		NAME RIGHT ANGLE RECEPTACLE ASSEMBLY WITH GUIDES MULTI-BEAM XL		
MATERIAL -	FINISH -	PRODUCT SPEC 108-1973	APPLICATION SPEC 114-13038	
		RESTRICTED TO A 100779 C-6450370	SCALE 4:1	

LOC	DIST	REVISONS			
ES	00				
		DATE	DWN	APVD	



THIS DRAWING IS A CONTROLLED DOCUMENT.		DWN R.GRZYBOWSKI 08APRO5 CHK M.PERCHEKKE 08APRO5	TE Connectivity		
DIMENSIONS: INCHES		APVD M.PERCHEKKE - NAME PRODUCT SPEC 108-1973 APPLICATION SPEC 114-13038 WEIGHT - CUSTOMER DRAWING		SIZE CAGE CODE DRAWING NO A 100779 C=6450370 SCALE 4:1 SHEET 6 OF 6 REV C7	
DIMENSIONS: INCHES FINISH ANGLES 47°		TOLERANCES UNLESS OTHERWISE SPECIFIED: 0 PLC ± 1 PLC ±.01 2 PLC ±.01 3 PLC ±.005 4 PLC ±.0020 FINISH ANGLES 47°		RESTRICTED TO -	



Компания «ЭлектроПласт» предлагает заключение долгосрочных отношений при поставках импортных электронных компонентов на взаимовыгодных условиях!

Наши преимущества:

- Оперативные поставки широкого спектра электронных компонентов отечественного и импортного производства напрямую от производителей и с крупнейших мировых складов;
- Поставка более 17-ти миллионов наименований электронных компонентов;
- Поставка сложных, дефицитных, либо снятых с производства позиций;
- Оперативные сроки поставки под заказ (от 5 рабочих дней);
- Экспресс доставка в любую точку России;
- Техническая поддержка проекта, помощь в подборе аналогов, поставка прототипов;
- Система менеджмента качества сертифицирована по Международному стандарту ISO 9001;
- Лицензия ФСБ на осуществление работ с использованием сведений, составляющих государственную тайну;
- Поставка специализированных компонентов (Xilinx, Altera, Analog Devices, Intersil, Interpoint, Microsemi, Aeroflex, Peregrine, Syfer, Eurofarad, Texas Instrument, Miteq, Cobham, E2V, MA-COM, Hittite, Mini-Circuits, General Dynamics и др.);

Помимо этого, одним из направлений компании «ЭлектроПласт» является направление «Источники питания». Мы предлагаем Вам помощь Конструкторского отдела:

- Подбор оптимального решения, техническое обоснование при выборе компонента;
- Подбор аналогов;
- Консультации по применению компонента;
- Поставка образцов и прототипов;
- Техническая поддержка проекта;
- Защита от снятия компонента с производства.



Как с нами связаться

Телефон: 8 (812) 309 58 32 (многоканальный)

Факс: 8 (812) 320-02-42

Электронная почта: org@eplast1.ru

Адрес: 198099, г. Санкт-Петербург, ул. Калинина, дом 2, корпус 4, литера А.