

High Frequency Ceramic Solutions

Miniature 2.4GHz Impedance Matched FCC / ETSI Compliant Low Pass Filter:
Optimized for Nordic's Chipset nRF52840-QIAA

P/N 2450FM07B0037


Detail Specification: 4/8/2020

Page 1 of 4

AEC-Q200 qualified component available, contact us at: <https://www.johansontechnology.com/ask-a-question>

General Specifications

Part Number	2450FM07B0037
Frequency (MHz)	2400 - 2500
Insertion loss (dB)	0.4 typ. (0.8 max.)
Return Loss (dB)	10 min.
Input Impedance (Terminal Towards Chipset)	Impedance matched to Nordic Semiconductor nRF52840-QIAA
Output Impedance	50Ω
Power Capacity	3W max. (CW)



For the Full App Note and Layout Files, go to:
<https://www.johansontechnology.com/nordic>

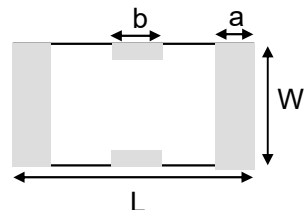
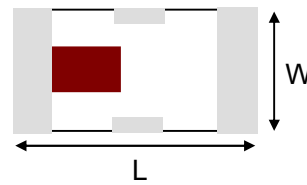
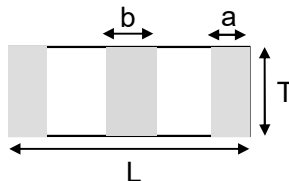
Attenuation (dB)		Reel Quantity	10,000 pcs/reel
4800 - 5000MHz	23 min.	Operating Temperature	-40 to +85°C
7200 - 7500MHz	31 min.	Recommended Storage Conditions for unused T&R product	+5 to +35°C
9600 - 10000MHz	30 min.		Humidity: 45-75%RH
12000 - 12500MHz	25 min.		18 months max.

Part Number Explanation

P/N Suffix	Packaging Style	Bulk	Suffix = S	E.g. 2450FM07B0037S
		T & R	Suffix = T	E.g. 2450FM07B0037T
	Termination Style	100% Tin	Suffix = None	E.g. 2450FM07B0037(T or S)

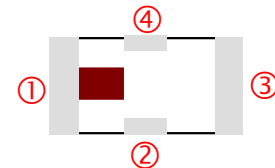
Mechanical Dimensions

	In	mm
L	0.039 ± 0.002	1.00 ± 0.05
W	0.020 ± 0.002	0.50 ± 0.05
T	0.016 max.	0.40 max.
a	0.007 ± 0.004	0.18 ± 0.10
b	0.010 ± 0.004	0.25 ± 0.10



Terminal Configuration

No.	Function
1	IN (To the nRF52)
2	GND
3	OUT (To Antenna or PA)
4	GND



Johanson Technology, Inc. reserves the right to make design changes without notice.

All sales are subject to Johanson Technology, Inc. terms and conditions.



<https://www.johansontechnology.com>

4001 Calle Tecate • Camarillo, CA 93012, USA • TEL +1.805.389.1166

Ver. 1.2

2020 Johanson Technology, Inc. All Rights Reserved

High Frequency Ceramic Solutions

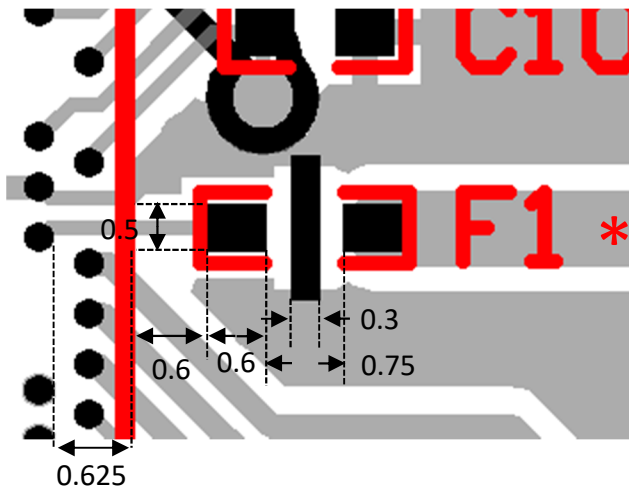
Miniature 2.4GHz Impedance Matched FCC / ETSI Compliant Low Pass Filter: Optimized for Nordic's Chipset nRF52840-QIAA P/N 2450FM07B0037

Detail Specification: 4/8/2020

Page 2 of 4

Mounting Pad Dimensions

Units in mm

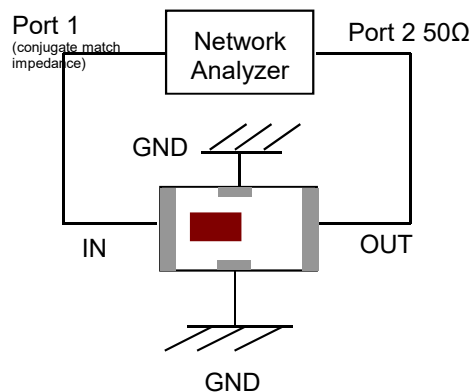


- Solder Resist
- Land
- Through-hole (ϕ 0.20)

*Line width should be designed to match 50 Ω characteristic impedance, depending on PCB material and thickness.

Do you need the layout files of the above? Go to: <https://www.johansontechnology.com/nordic> or send us a message to review your layout at: <https://www.johansontechnology.com/ask-a-question>

Measurement Schematic



Port 1: Filter IN (marking side)
Port 2: Filter OUT

Johanson Technology, Inc. reserves the right to make design changes without notice.

All sales are subject to Johanson Technology, Inc. terms and conditions.



Ver. 1.2

<https://www.johansontechnology.com>

4001 Calle Tecate • Camarillo, CA 93012, USA • TEL +1.805.389.1166

2020 Johanson Technology, Inc. All Rights Reserved

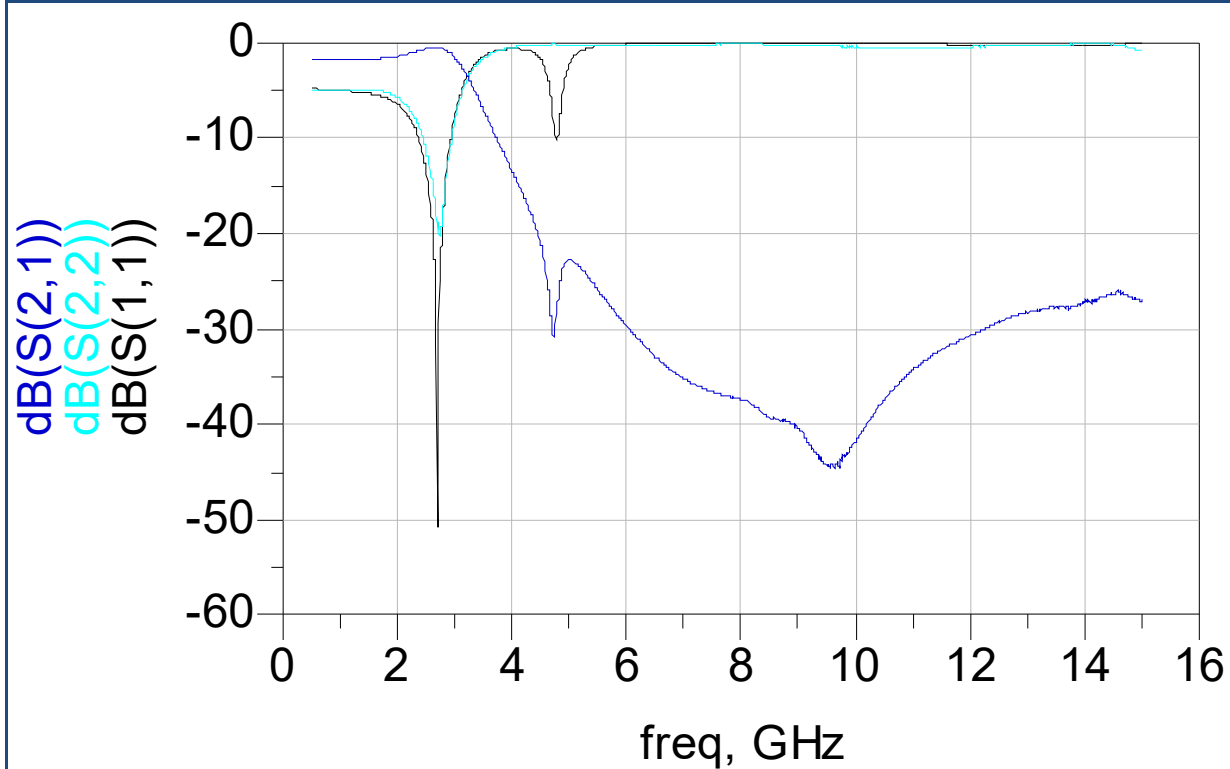
High Frequency Ceramic Solutions

Miniature 2.4GHz Impedance Matched FCC / ETSI Compliant Low Pass Filter: Optimized for Nordic's Chipset nRF52840-QIAA P/N 2450FM07B0037

Detail Specification: 4/8/2020

Page 3 of 4

Typical Electrical Characteristics (T=25°C)



If you would like recommendation on a mini 2.4G embedded antenna, free layout verification, reference design files (gerbers, schematic, etc) or s-parameter files, please contact us at:

<https://www.johansontechnology.com/ask-a-question>

Johanson Technology, Inc. reserves the right to make design changes without notice.

All sales are subject to Johanson Technology, Inc. terms and conditions.



Ver. 1.2

<https://www.johansontechnology.com>

4001 Calle Tecate • Camarillo, CA 93012, USA • TEL +1.805.389.1166

2020 Johanson Technology, Inc. All Rights Reserved

High Frequency Ceramic Solutions

Miniature 2.4GHz Impedance Matched FCC / ETSI Compliant Low Pass Filter: Optimized for Nordic's Chipset nRF52840-QIAA P/N 2450FM07B0037

Detail Specification: 4/8/2020

Page 4 of 4

Application Notes, Layout Files, and more

<https://www.johansontechnology.com/nordic>

Packaging information

<https://www.johansontechnology.com/tape-reel-packaging>

Soldering Information

<https://www.johansontechnology.com/ipcsoldering-profile>

MSL Info

<https://www.johansontechnology.com/msl-rating>

Recommended Storage Condition and Max Shelf Life

<https://www.johansontechnology.com/recommended-storage-conditions>

RoHS Compliance

<https://www.johansontechnology.com/technical-notes/rohs-compliance>

Antenna layout and tuning techniques

<https://www.johansontechnology.com/tuning>

Antenna layout review, tuning, and characterization services

<https://www.johansontechnology.com/ipc-antenna-services>

Johanson uses 6/6 RoHS Green Low-Temperature-Co-fired-Ceramic (LTCC) integrated passive technology in a 4-pin (Sn plated) monolithic structure. This component is 100% RF Tested, making it a more reliable system, impedance controlled environment, consistent-guaranteed RF performance in a very small RF front end-solution compared to the L/C discrete solution.



Johanson Technology, Inc. reserves the right to make design changes without notice.

All sales are subject to Johanson Technology, Inc. terms and conditions.



Ver. 1.2

<https://www.johansontechnology.com>

4001 Calle Tecate • Camarillo, CA 93012, USA • TEL +1.805.389.1166

2020 Johanson Technology, Inc. All Rights Reserved



Компания «ЭлектроПласт» предлагает заключение долгосрочных отношений при поставках импортных электронных компонентов на взаимовыгодных условиях!

Наши преимущества:

- Оперативные поставки широкого спектра электронных компонентов отечественного и импортного производства напрямую от производителей и с крупнейших мировых складов;
- Поставка более 17-ти миллионов наименований электронных компонентов;
- Поставка сложных, дефицитных, либо снятых с производства позиций;
- Оперативные сроки поставки под заказ (от 5 рабочих дней);
- Экспресс доставка в любую точку России;
- Техническая поддержка проекта, помощь в подборе аналогов, поставка прототипов;
- Система менеджмента качества сертифицирована по Международному стандарту ISO 9001;
- Лицензия ФСБ на осуществление работ с использованием сведений, составляющих государственную тайну;
- Поставка специализированных компонентов (Xilinx, Altera, Analog Devices, Intersil, Interpoint, Microsemi, Aeroflex, Peregrine, Syfer, Eurofarad, Texas Instrument, Miteq, Cobham, E2V, MA-COM, Hittite, Mini-Circuits, General Dynamics и др.);

Помимо этого, одним из направлений компании «ЭлектроПласт» является направление «Источники питания». Мы предлагаем Вам помощь Конструкторского отдела:

- Подбор оптимального решения, техническое обоснование при выборе компонента;
- Подбор аналогов;
- Консультации по применению компонента;
- Поставка образцов и прототипов;
- Техническая поддержка проекта;
- Защита от снятия компонента с производства.



Как с нами связаться

Телефон: 8 (812) 309 58 32 (многоканальный)

Факс: 8 (812) 320-02-42

Электронная почта: org@eplast1.ru

Адрес: 198099, г. Санкт-Петербург, ул. Калинина, дом 2, корпус 4, литера А.