

## HSF Series

Wakefield-Vette's Heat Sink Fan Series (HSF) are for Chipset can match up to devices from Intel, Broadcom, Xilinx, TI, Motorola, ATI, AMD, Nvidia, Vishay, Powerex, Infineon, Microsemi, and many more.

These heat sinks are designed for air flow applications in the Telecom, Data Center, Networking, Cloud Computing, and many more Industries.

**Material:** AL 6063

**Finish:** Black Anodize

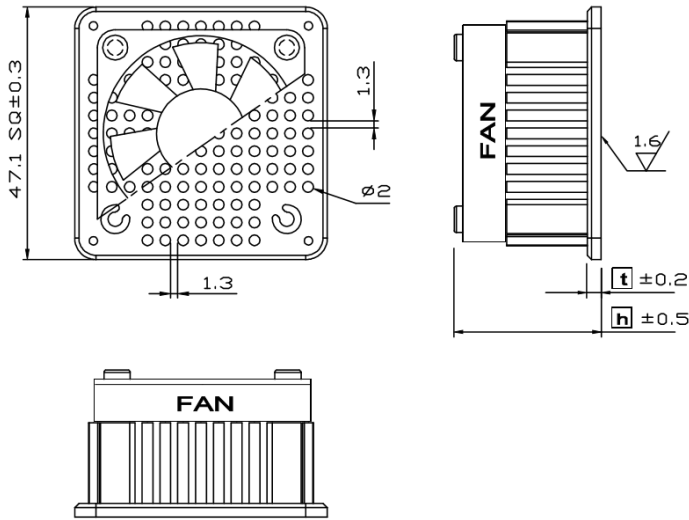


| Series- | Chip Size- | Height- | Chip Height-         | Fan        |
|---------|------------|---------|----------------------|------------|
| HSF     | 48         | mm      | B-Blue (2.2-3.4mm)   | F (Fan)    |
|         | 50         |         | Y- Yellow (.9-2.1mm) | N (No Fan) |
|         | 55         |         |                      |            |

| WKV Part Number | Chip Size     | Height (mm) | C/W  | Chip Height | Fan     |
|-----------------|---------------|-------------|------|-------------|---------|
| HSF-48-19-B-F   | 47.5 x 47.5mm | 18.5        | 1.41 | 2.2-3.4mm   | 5.9CFM  |
| HSF-48-19-Y-F   | 47.5 x 47.5mm | 18.5        | 1.41 | .9-2.1mm    | 5.9CFM  |
| HSF-48-22-B-F   | 47.5 x 47.5mm | 21.5        | 1.14 | 2.2-3.4mm   | 5.9CFM  |
| HSF-48-22-Y-F   | 47.5 x 47.5mm | 21.5        | 1.14 | .9-2.1mm    | 5.9CFM  |
| HSF-48-25-B-F   | 47.5 x 47.5mm | 24.5        | 0.98 | 2.2-3.4mm   | 5.9CFM  |
| HSF-48-25-Y-F   | 47.5 x 47.5mm | 24.5        | 0.98 | .9-2.1mm    | 5.9CFM  |
| HSF-48-28-B-F   | 47.5 x 47.5mm | 27.5        | 0.88 | 2.2-3.4mm   | 5.9CFM  |
| HSF-48-28-Y-F   | 47.5 x 47.5mm | 27.5        | 0.88 | .9-2.1mm    | 5.9CFM  |
| HSF-48-30-B-F   | 47.5 x 47.5mm | 29.5        | 0.83 | 2.2-3.4mm   | 5.9CFM  |
| HSF-48-30-Y-F   | 47.5 x 47.5mm | 29.5        | 0.83 | .9-2.1mm    | 5.9CFM  |
| HSF-48-35-B-F   | 47.5 x 47.5mm | 34.5        | 0.77 | 2.2-3.4mm   | 5.9CFM  |
| HSF-48-35-Y-F   | 47.5 x 47.5mm | 34.5        | 0.77 | .9-2.1mm    | 5.9CFM  |
| HSF-48-40-B-F   | 47.5 x 47.5mm | 39.5        | 0.72 | 2.2-3.4mm   | 5.9CFM  |
| HSF-48-40-Y-F   | 47.5 x 47.5mm | 39.5        | 0.72 | .9-2.1mm    | 5.9CFM  |
| HSF-50-19-B-F   | 50 x 50mm     | 18.5        | 1.31 | 2.2-3.4mm   | 5.9CFM  |
| HSF-50-19-Y-F   | 50 x 50mm     | 18.5        | 1.31 | .9-2.1mm    | 5.9CFM  |
| HSF-50-22-B-F   | 50 x 50mm     | 21.5        | 1.06 | 2.2-3.4mm   | 5.9CFM  |
| HSF-50-22-Y-F   | 50 x 50mm     | 21.5        | 1.06 | .9-2.1mm    | 5.9CFM  |
| HSF-50-25-B-F   | 50 x 50mm     | 24.5        | 0.91 | 2.2-3.4mm   | 5.9CFM  |
| HSF-50-25-Y-F   | 50 x 50mm     | 24.5        | 0.91 | .9-2.1mm    | 5.9CFM  |
| HSF-50-28-B-F   | 50 x 50mm     | 27.5        | 0.82 | 2.2-3.4mm   | 5.9CFM  |
| HSF-50-28-Y-F   | 50 x 50mm     | 27.5        | 0.82 | .9-2.1mm    | 5.9CFM  |
| HSF-50-30-B-F   | 50 x 50mm     | 29.5        | 0.77 | 2.2-3.4mm   | 5.9CFM  |
| HSF-50-30-Y-F   | 50 x 50mm     | 29.5        | 0.77 | .9-2.1mm    | 5.9CFM  |
| HSF-50-35-B-F   | 50 x 50mm     | 34.5        | 0.71 | 2.2-3.4mm   | 5.9CFM  |
| HSF-50-35-Y-F   | 50 x 50mm     | 34.5        | 0.71 | .9-2.1mm    | 5.9CFM  |
| HSF-50-40-B-F   | 50 x 50mm     | 39.5        | 0.67 | 2.2-3.4mm   | 5.9CFM  |
| HSF-50-40-Y-F   | 50 x 50mm     | 39.5        | 0.67 | .9-2.1mm    | 5.9CFM  |
| HSF-55-24-B-F   | 55 x 55mm     | 24.1        | 1    | 2.2-3.4mm   | 13.8CFM |
| HSF-55-24-Y-F   | 55 x 55mm     | 24.1        | 1    | .9-2.1mm    | 13.8CFM |
| HSF-55-27-B-F   | 55 x 55mm     | 27.1        | 0.81 | 2.2-3.4mm   | 13.8CFM |
| HSF-55-27-Y-F   | 55 x 55mm     | 27.1        | 0.81 | .9-2.1mm    | 13.8CFM |
| HSF-55-30-B-F   | 55 x 55mm     | 30.1        | 0.7  | 2.2-3.4mm   | 13.8CFM |
| HSF-55-30-Y-F   | 55 x 55mm     | 30.1        | 0.7  | .9-2.1mm    | 13.8CFM |
| HSF-55-33-B-F   | 55 x 55mm     | 33.1        | 0.63 | 2.2-3.4mm   | 13.8CFM |
| HSF-55-33-Y-F   | 55 x 55mm     | 33.1        | 0.63 | .9-2.1mm    | 13.8CFM |
| HSF-55-35-B-F   | 55 x 55mm     | 35.1        | 0.59 | 2.2-3.4mm   | 13.8CFM |
| HSF-55-35-Y-F   | 55 x 55mm     | 35.1        | 0.59 | .9-2.1mm    | 13.8CFM |
| HSF-55-40-B-F   | 55 x 55mm     | 40.1        | 0.55 | 2.2-3.4mm   | 13.8CFM |
| HSF-55-40-Y-F   | 55 x 55mm     | 40.1        | 0.55 | .9-2.1mm    | 13.8CFM |
| HSF-55-45-B-F   | 55 x 55mm     | 45.1        | 0.51 | 2.2-3.4mm   | 13.8CFM |
| HSF-55-45-Y-F   | 55 x 55mm     | 45.1        | 0.51 | .9-2.1mm    | 13.8CFM |

HSF Series

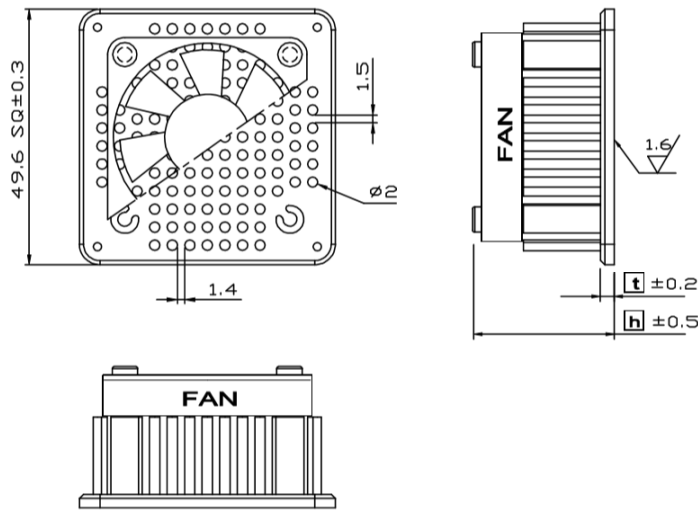
**Chip Size 47.5x 47.5mm**



**Fan spec**

|               |                  |
|---------------|------------------|
| Dimension     | 40 x 40 x 6.9 mm |
| Rated Voltage | 5V               |
| Air Flow      | 5.9 CFM          |
| Speed         | 7000 RPM         |
| Noise         | 29 dB(A)         |
| Connector     | Molex 2695-3P    |

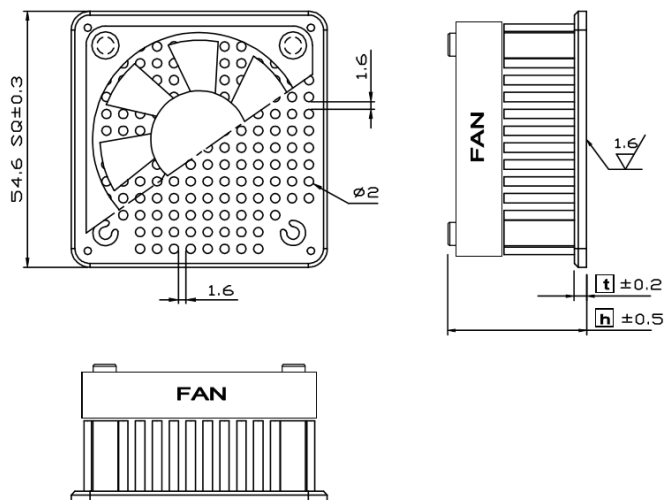
**Chip Size 50 x 50mm**



**Fan spec**

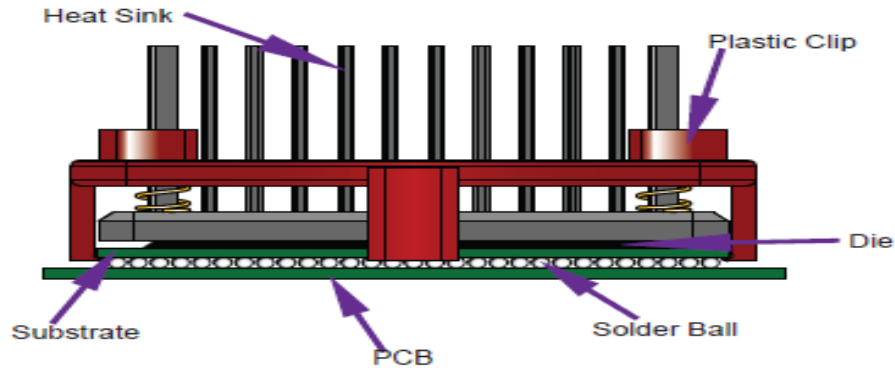
|               |                  |
|---------------|------------------|
| Dimension     | 40 x 40 x 6.9 mm |
| Rated Voltage | 5V               |
| Air Flow      | 5.9 CFM          |
| Speed         | 7000 RPM         |
| Noise         | 29 dB(A)         |
| Connector     | Molex 2695-3P    |

**Chip Size 55 x 55mm**



**Fan spec**

|               |                 |
|---------------|-----------------|
| Dimension     | 50 x 50 x 10 mm |
| Rated Voltage | 12V             |
| Air Flow      | 13.8 CFM        |
| Speed         | 5500 RPM        |
| Noise         | 31 dB(A)        |
| Connector     | Molex 2695-3P   |



Wakefield-Vette's heat sink assemblies onto chip set using the space that is between the PCB and the substrate of the solder balls. The solder balls provide a minimal gap of .5mm to .7mm. Attachment feature is below a .4mm thickness. The clipping system will not interfere or damage chip. Contact area is the edge of chip.

### ASSEMBLY INSTRUCTION:



**Step 1:** Hook the clip under one side of the BGA chip set.

**Step 2:** Rotate assembly down until opposite side clip engages substrate edge of BGA chip set.

**Step 3:** Make sure the solder rods are clearing from edges of BGA chip set.

**Step 4:** Press firmly down to make sure clips fully engage edges of chip set. Heat Sink should not move around easily.

#### Random Vibration Test

Frequency : 5 Hz to 500 Hz  
 Acceleration : 3.13 grms  
 P.S.D : 0.01 g<sup>2</sup>/HZ (5 Hz)  
 0.02 g<sup>2</sup>/HZ (20 Hz to 500 Hz)  
 Test Axis : X, Y, Z axis  
 Test Time : 10 mins (Each axis)  
 Total Test Time : 30 mins

#### SHOCK TEST SPECIFICATION :

Wave Form : Half sine wave  
 Acceleration : 50 g  
 Duration Time : 11 ms  
 No. of Shock : Each axis 3 times  
 Shock Direction : ±X, ±Y, ±Z axis  
 Reliability & Communication  
 Testing Instruments



Компания «ЭлектроПласт» предлагает заключение долгосрочных отношений при поставках импортных электронных компонентов на взаимовыгодных условиях!

Наши преимущества:

- Оперативные поставки широкого спектра электронных компонентов отечественного и импортного производства напрямую от производителей и с крупнейших мировых складов;
- Поставка более 17-ти миллионов наименований электронных компонентов;
- Поставка сложных, дефицитных, либо снятых с производства позиций;
- Оперативные сроки поставки под заказ (от 5 рабочих дней);
- Экспресс доставка в любую точку России;
- Техническая поддержка проекта, помощь в подборе аналогов, поставка прототипов;
- Система менеджмента качества сертифицирована по Международному стандарту ISO 9001;
- Лицензия ФСБ на осуществление работ с использованием сведений, составляющих государственную тайну;
- Поставка специализированных компонентов (Xilinx, Altera, Analog Devices, Intersil, Interpoint, Microsemi, Aeroflex, Peregrine, Syfer, Eurofarad, Texas Instrument, Miteq, Cobham, E2V, MA-COM, Hittite, Mini-Circuits, General Dynamics и др.);

Помимо этого, одним из направлений компании «ЭлектроПласт» является направление «Источники питания». Мы предлагаем Вам помощь Конструкторского отдела:

- Подбор оптимального решения, техническое обоснование при выборе компонента;
- Подбор аналогов;
- Консультации по применению компонента;
- Поставка образцов и прототипов;
- Техническая поддержка проекта;
- Защита от снятия компонента с производства.



#### Как с нами связаться

**Телефон:** 8 (812) 309 58 32 (многоканальный)

**Факс:** 8 (812) 320-02-42

**Электронная почта:** [org@eplast1.ru](mailto:org@eplast1.ru)

**Адрес:** 198099, г. Санкт-Петербург, ул. Калинина, дом 2, корпус 4, литера А.