

CTM 1X2- 24DC

Order No.: 2838513




<http://eshop.phoenixcontact.de/phoenix/treeViewClick.do?UID=2838513>

LSA-PLUS plug (COMTRAB CTM) with protection for conductor pairs in floating signal circuits. Nominal voltage: 24 V DC



Commercial data

GTIN (EAN)	 4 017918 819545
Note	Made-to-order
sales group	J460
Pack	10 pcs.
Customs tariff	85363010
Catalog page information	Page 114 (TT-2009)

Product notes

WEEE/RoHS-compliant since:
06/07/2006



<http://www.download.phoenixcontact.com>
Please note that the data given here has been taken from the online catalog. For comprehensive information and data, please refer to the user documentation. The General Terms and Conditions of Use apply to Internet downloads.

Technical data

General

Housing material	PA
Inflammability class acc. to UL 94	V0
Color	black

Standards for air and creepage distances	DIN VDE 0110-1
	IEC 60664-1: 1992-10
Surge voltage category	II
Pollution degree	2
Total surge current (8/20) μ s	10 kA
Total surge current (10/350) μ s	2.5 kA
Ambient temperature (operation)	-25 °C ... 75 °C
Mounting type	On CT-TERMIBLOCK and LSA-PLUS disconnect strip
Design	LSA-PLUS module
Number of positions	2
Degree of protection	IP20
Direction of action	Line-Line & Line-Earth Ground
Arrester can be tested with CHECKMASTER from software version:	From SW rev. 1.10
Width	9.50 mm
Height	53.50 mm
Length	21.00 mm

Protective circuit

IEC category	B2
	C1
	C2
	C3
	D1
VDE requirement class	B2
	C1
	C2
	C3
	D1
Nominal voltage U_N	24 V DC
Maximum continuous operating voltage U_C	\pm 30 V DC
	21 V AC
Maximum continuous voltage U_C (wire-wire)	\pm 30 V DC
	21 V AC
Maximum continuous voltage U_C (wire-ground)	72 V DC
Nominal current I_N	380 mA (25°C)

Operating effective current I_c at U_c	$\leq 5 \mu A$
Ground conductor current I_{PE}	$\leq 2 \mu A$
Nominal discharge surge current I_n (8/20) μs (Core-Core)	5 kA
Nominal discharge surge current I_n (8/20) μs (Core-Earth)	5 kA
Total surge current (8/20) μs	10 kA
Max. discharge surge current I_{max} (8/20) μs maximum (Core-Earth)	10 kA (in total)
Nominal pulse current I_{an} (10/1000) μs (Core- Core)	100 A
Nominal pulse current I_{an} (10/1000) μs (Core- Earth)	100 A
Lightning test current (10/350) μs , peak value I_{imp}	1 kA
Output voltage limitation at 1 kV/ μs (Core-Core) spike	$\leq 70 V$
Output voltage limitation at 1 kV/ μs (Core-Earth) spike	$\leq 700 V$
Output voltage limitation at 1 kV/ μs (Core-Core) static	$\leq 70 V$
Output voltage limitation at 1 kV/ μs (Core-Earth) static	$\leq 700 V$
Residual voltage at I_n , (conductor-conductor)	$\leq 45 V$
Residual voltage at I_n , (conductor-ground)	$\leq 60 V$
Residual voltage with I_{an} (10/1000) μs (conductor- conductor)	$\leq 25 V$
Residual voltage with I_{an} (10/1000) μs (conductor- ground)	$\leq 12 V$
Protection level U_p (Core-Core)	$\leq 70 V$ (C2, 10 kV/5 kA, spike) $\leq 45 V$ (C2, 10 kV/5 kA, static) $\leq 45 V$ (C3, 7.5 kV/100 A, spike) $\leq 25 V$ (C3, 7.5 kV/100 A, static)
Protection level U_p (Core-Earth)	$\leq 700 V$ (C2, 10 kV/5 kA, spike) $\leq 60 V$ (C2, 10 kV/5 kA, static) $\leq 700 V$ (C3, 7.5 kV/100 A, spike) $\leq 12 V$ (C3, 7.5 kV/100 A, static)
Response time t_A (Core-Core)	$\leq 1 ns$
Response time t_A (Core-Earth)	$\leq 100 ns$
Input attenuation a_E , sym.	0.3 dB ($\leq 600 kHz$)

Cut-off frequency f_g (3 dB), sym. in 100 Ohm system	2.7 MHz
Capacity (Core-Core)	1.2 nF ($f=1$ MHz / $V_R=0$ V)
Resistance in series	3.3 Ω 10 %
	3.3 Ω
Surge carrying capacity in acc. with IEC 61643-21 (Core-Core)	C2 (4 kV/2 kA)
	C3 (100 A)
	B2 (4 kV / 100 A)
Surge carrying capacity in acc. with IEC 61643-21 (Core-Earth)	C2 (4 kV / 2 kA)
	C3 (100 A)
	B2 (4 kV / 100 A)
	D1 (1 kA)
Alternating current carrying capacity in acc. with IEC 61643-21 (Core-Earth)	5 A - 1 s

Connection data

Type of connection	can be plugged into COMTRAB-TERMIBLOCK and LSA-PLUS disconnect and switching strips
Connection type IN	COMTRAB plug-in system
Connection type OUT	COMTRAB plug-in system
Connection method	LSA-PLUS

Connection, equipotential bonding

Type of connection	Spring contact
--------------------	----------------

Connection, protective circuit

Standards/regulations	IEC 61643-21
-----------------------	--------------

Certificates / Approvals



Certification

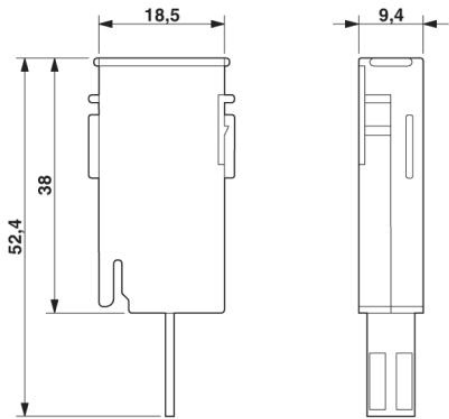
GOST, UL

Additional products

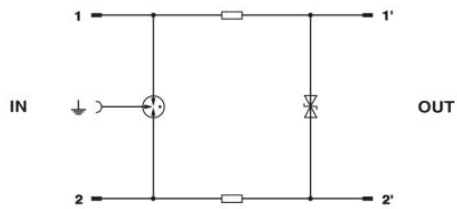
Item	Designation	Description
Assembly		
0441711	CT-TERMIBLOCK 10 DA	Screw termination block with disconnect contacts for accommodating protective plugs CT and CTM. Use in MCR and telecommunications systems. Design: 10 double wires
2839295	SSA 3-6	shield fast connections for conductor diameter 3 - 6 mm. Potential connection cable: 200 mm, black
2839512	SSA 5-10	Shield fast connection for conductor diameters 5 - 10 mm. Potential connection cable: 200 mm, black
General		
2765547	CT 1-10-ES	Ground rail for CTM protective plug when used in combination with LSA-PLUS disconnect strip. Version: 10 double conductors
2765372	CT 10-MB/ 3	Mounting clip, for holding 3 disconnect or ground wire strips. Version: 10 double conductors, dimensions: A 104.5 mm, B 65 mm.
2765385	CT 10-MB/10	Mounting clip, for holding 10 disconnect or ground wire strips. Version: 10 double conductors, dimensions: A 104.5 mm, dimensions B 245.5 mm
2765356	CT 10-TL	LSA-PLUS disconnect strip to hold the CTM and CT 10 protection modules. Version: 10 double conductors, dimension A: 124 mm.
2765518	CT-KDT	Cable bush for assembly troughs, for protection of the lines guided through the laminated frame
2838610	CTM 10-MAG	Magazine with a grounding rail to accommodate up to 10 LSA-PLUS protective plugs (COMTRAB CTM), to insert in CT-TERMIBLOCK or LSA-PLUS disconnect strip
2838649	CTM EST	LSA-PLUS grounding plug (COMTRAB CTM) to short-circuit and ground potentials in CT-TERMIBLOCK... and disconnect strip CT 10...

Diagrams/Drawings

Dimensioned drawing



Circuit diagram



Address

PHOENIX CONTACT Deutschland GmbH
Flachmarktstr. 8
32825 Blomberg, Germany
Phone +49 5235 3 12000
Fax +49 5235 3 41200
<http://www.phoenixcontact.de>



© 2010 Phoenix Contact
Technical modifications reserved;



Компания «ЭлектроПласт» предлагает заключение долгосрочных отношений при поставках импортных электронных компонентов на взаимовыгодных условиях!

Наши преимущества:

- Оперативные поставки широкого спектра электронных компонентов отечественного и импортного производства напрямую от производителей и с крупнейших мировых складов;
- Поставка более 17-ти миллионов наименований электронных компонентов;
- Поставка сложных, дефицитных, либо снятых с производства позиций;
- Оперативные сроки поставки под заказ (от 5 рабочих дней);
- Экспресс доставка в любую точку России;
- Техническая поддержка проекта, помощь в подборе аналогов, поставка прототипов;
- Система менеджмента качества сертифицирована по Международному стандарту ISO 9001;
- Лицензия ФСБ на осуществление работ с использованием сведений, составляющих государственную тайну;
- Поставка специализированных компонентов (Xilinx, Altera, Analog Devices, Intersil, Interpoint, Microsemi, Aeroflex, Peregrine, Syfer, Eurofarad, Texas Instrument, Miteq, Cobham, E2V, MA-COM, Hittite, Mini-Circuits, General Dynamics и др.);

Помимо этого, одним из направлений компании «ЭлектроПласт» является направление «Источники питания». Мы предлагаем Вам помощь Конструкторского отдела:

- Подбор оптимального решения, техническое обоснование при выборе компонента;
- Подбор аналогов;
- Консультации по применению компонента;
- Поставка образцов и прототипов;
- Техническая поддержка проекта;
- Защита от снятия компонента с производства.



Как с нами связаться

Телефон: 8 (812) 309 58 32 (многоканальный)

Факс: 8 (812) 320-02-42

Электронная почта: org@eplast1.ru

Адрес: 198099, г. Санкт-Петербург, ул. Калинина, дом 2, корпус 4, литера А.