

# MICRO SFP+ CONNECTOR & CABLE ASSEMBLY



## micro SFP+ Connector and Cable Assembly

TE Connectivity's (TE) micro SFP+ connector and cable assembly empower you to dream big when designing your communication system. Through a footprint that's up to 50% smaller than current SFP+ interconnects, the micro SFP+ interconnects allow you to increase faceplate density while freeing up additional PCB space due to the board connector's shortened length. The products' designs have also been enhanced to improve signal routing, minimize EMI and optimize automated manufacturing processes.

- **Increases Faceplate Density / Saves PCB Space:** micro SFP+ is up to 50% smaller than current SFP+ connectors, in width and length, taking up as little as 15mm board space. One micro SFP+ frees up 19% more faceplate space than 1 SFP+ connector.
- **Improves Signal Integrity:** The cable assembly and connector were designed with a staggered contact configuration that improves signal routing. Additionally, the bottom and top contacts have been further optimized for speed.
- **Reduces EMI:** EMI is minimized through a die cast housing, cable shield crimped at 360 degrees, and an extended EMI shield over the cable's plug.
- **Optimizes Manufacturing Processes:** For manufacturing automation, the board interconnect combines the connector & cage into one finished product for automated of board placement. High temperature pin in paste soldering can be achieved as the product withstands up to 265 degrees Celsius.

## Applications

- Telecommunications: Cellular infrastructure, hubs servers and switches
- Data communication: servers and storage equipment
- Medical diagnostic equipment
- Networking: Network interface, storage, power supplies and test and measurement equipment

## Specifications / Protocols

- Electrically compliant to SFF-8431
- 10 Gigabit Ethernet and Gigabit Ethernet (IEEE802.3ae)
- Fibre channel: 1, 2, 4 and 8 GFC
- InfiniBand standard (10Gbps)
- Fibre Channel over Ethernet (FCoE)
- Serial data transmission

## Parts Reference Guide

Part	Configuration	Data Rate	AWG	Minimum	Maximum	Equalization
				Cable Length	Cable Length	
2142969	micro SFP+ to micro SFP+	10 Gbps	26	0.5m	6.0m	unEQ
2142970	micro SFP+ to SFP+	10 Gbps	26	0.5m	6.0m	unEQ



Connector

Part Number	Configuration	EMI Spring		
		Finger Design	Solder Tail	Lightpipe
2246040-1	micro SFP	Yes	Yes	No
2246041-1	micro SFP+	Yes	Yes	No





**Faceplate Space Savings**

Achieve more speed in the same space.  
 Figure to the left shows four SFP+ connectors can be replaced with five micro SFP+ assemblies.

**PCB Space Savings**

The micro SFP+ is a little more than half the size of traditional SFP+ connectors.  
 See figure on the right.



**Smaller Connector + Smaller Cable Assembly**

Overall footprint is up to 50% smaller than current SFP+ products

## Micro SFP+ Board Connector

### Electrical

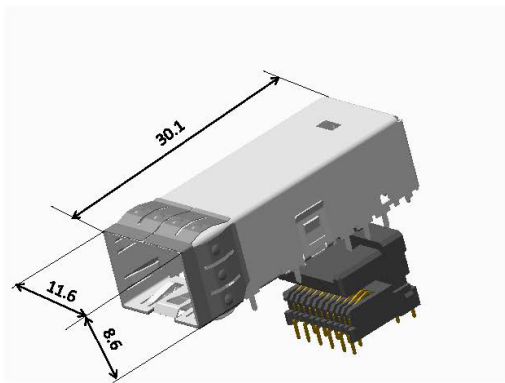
- Board connector uses approximately 50% less PCB space
- Connector height fits 15 mm board spacing practice

### Mechanical

- Retention force: 90N maximum
- Durability: 100 cycles minimum
- Latch: Retractable pin

### Material

- Cage design with EMI metal spring fingers
- Cage features a solder tail design



### Features

- **Speed:** 22 position connector supporting data rates up to 10 Gbps
- **Increased Faceplate Density / Saves PCB Space:**
  - Board connector saves approximately 50% more PCB space
  - Connector height fits 15 mm board spacing practice
- **Improved Signal Integrity:** Connector designed with staggered contact configuration for improved signal routing
- **Supports Manufacturing Automation**
  - Integrated connector and cage design for one-step placement on to PCB
  - Connector withstands up to 265 degrees Celsius for high temperature pin in paste soldering
  - Cage features solder tail design
- **EMI Reduction:** Cage designed with EMI metal springs
- Compliant pin version optional

## Micro SFP+ Cable Assembly

### Electrical

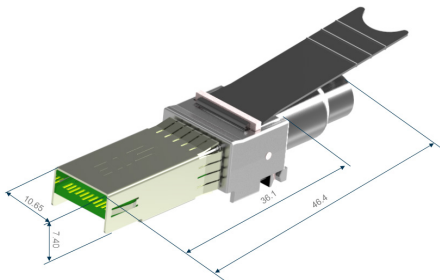
- UL rated 80°C: AWM Style 20626 80°C 30V VW-1
- Differential impedance:  $100 \pm 5$  Ohms @ TDR
- Mutual capacitance: 14 pF/ft nominal
- Time delay: 1.35 ns/ft nominal
- Time delay skew (within pair): 70 ps/8.5 m maximum
- Time delay skew (between pair): 350 ps/8.5 m maximum
- Attenuation (SDD21)2: 10 dB/8.5 m maximum @ 1.25 GHz
- Conductor DC Resistance: 0.040 Ohms/ft nominal @ 20°C
- Tested / functional to 10 GHz

### Mechanical

- Operating temperature: 0 to +70 degrees Celsius
- Storage temperature: -40 to +80 degrees Celsius
- Bend radius: 3x outer diameter static / 5x outer diameter dynamic
- Cable outer diameter: 26 AWG = 0.205 inches

### Material

- Inner shield: Aluminum / poly tape
- Outer shield: Tin plated copper braid
- Jacket material: Low Smoke Zero Halogen (LSZH)
- Safety: UL recognized, CSA certified, RoHS compliant and REACH 2010 compliant
- Interface: PCB paddle card
- Contact material: 30  $\mu$  Gold plated contact pads
- Backshell material: Tin plated Zinc die cast
- EMI spring: Tin plated copper alloy
- Latch release: Molded thermoplastic pull tab



### Features

- **Speed:** Designed with Madison Cable brand TurboTwin parallel pair cable, the cable assembly supports data rates up to 10 Gbps; the cable assembly is direct attach for short reach applications
- **Improved Signal Integrity:** Staggered contact configuration for improved signal routing
- **EMI Reduction:**
  - Cable features a 360 degree braid crimp to minimize EMI
  - Extended EMI shield over the cable's connector further reduces EMI
- **Flexibility:** Available in wire size AWG 26; other sizes available on request
- **Ease of Use:** Quick-release cable latching system

## Micro SFP+ Cable Assembly Electrical Performance WDP, VMA and VCR Measurements

Passive micro SFP+ Cable Assemblies : WDP, VMA and VCR Measurements

A passive copper cable assembly will be compliant with the SFP+ MSA Rev 4.1 if the dWDP number is less than 6.75dBe. The WDP measurements shown in the table below are for the indicated wire gauge and cable length of TE production assemblies. Any cable with the same wire gauge and shorter length than the length listed below will have a lower dWDP value.

To be compliant with SFF 8431 Rev 4.1, the VMA must be less than 4.5 dB and the VCR must be greater than 33 dB. The VMA and VCR measurements shown in the table below are for the indicated wire gauge and cable length of TE production assemblies. Any cable with the same wire gauge and shorter length than the length listed below will also meet the VMA and VCR limits.

Cable Gauge	Cable Length		dWDP	VMA (dB)	VCR (dB)
	(Meters)	Vcm (mV rms)			
Specification Limits	-	13.5	6.75	4.5	32.5
26 AWG	0.5 mtr	8.41	1.17	0.65	33.07
26 AWG	1 mtr	7.26	1.41	0.873	35.48
26 AWG	2 mtr	7.31	2.26	1.53	34.33
26 AWG	3 mtr	4.91	3.01	2.11	34.81
26 AWG	4 mtr	3.98	3.91	2.78	36.63
26 AWG	5 mtr	2.40	4.81	3.44	33.96
26 AWG	5 mtr	3.04	5.75	4.23	36.06

## Frequently Asked Questions

### **WHAT ARE THE PERFORMANCE REQUIREMENTS FOR THE CABLE ASSEMBLY?**

TE micro SFP+ copper passive cable assemblies meet the signal integrity requirements defined by the industry MSA SFF-8431. We can custom engineer cable assemblies to meet the requirements of a customer's specific system architecture.

### **WHAT WIRE GAUGE IS REQUIRED?**

TE offers micro SFP+ cable assemblies in wire gauges #26 other gauges on request to support customers' specific cable routing requirements. Smaller wire gauges results in reduced weight, improved airflow and a more flexible cable for ease of routing.

### **WHAT CABLE LENGTHS ARE REQUIRED?**

Cable length and wire gauge are related to the performance characteristics of the cable assembly. Longer cable lengths require heavier wire gauge, while shorter cable lengths can utilize a smaller gauge cable.

### **ARE THERE ANY SPECIAL CUSTOMER REQUIREMENTS?**

Examples of special customer requirements include: custom cable lengths, EEPROM programming, labeling and packaging, length, company logo, signal output de-emphasis, and signal output amplitude. We can custom engineer cables to specific customer system architecture.

## For More Information

[te.com/products/microsfp+](http://te.com/products/microsfp+)

## TE Technical Support Center

USA: +1 (800) 522-6752  
Canada: +1 (905) 475-6222  
Mexico: +52 (0) 55-1106-0800  
Latin/S. America: +54 (0) 11-4733-2200  
Germany: +49 (0) 6251-133-1999  
UK: +44 (0) 800-267666  
France: +33 (0) 1-3420-8686  
Netherlands: +31 (0) 73-6246-999  
China: +86 (0) 400-820-6015

### te.com

© 2015 TE Connectivity Ltd. family of companies. All Rights Reserved. Madison Cable, TurboTwin, TE Connectivity, TE, TE connectivity (logo) are trademarks of TE Connectivity Ltd. family of companies. Infiniband is a trademark of the InfiniBand Trade Association.

1-1773851-4 DTC





Компания «ЭлектроПласт» предлагает заключение долгосрочных отношений при поставках импортных электронных компонентов на взаимовыгодных условиях!

Наши преимущества:

- Оперативные поставки широкого спектра электронных компонентов отечественного и импортного производства напрямую от производителей и с крупнейших мировых складов;
- Поставка более 17-ти миллионов наименований электронных компонентов;
- Поставка сложных, дефицитных, либо снятых с производства позиций;
- Оперативные сроки поставки под заказ (от 5 рабочих дней);
- Экспресс доставка в любую точку России;
- Техническая поддержка проекта, помощь в подборе аналогов, поставка прототипов;
- Система менеджмента качества сертифицирована по Международному стандарту ISO 9001;
- Лицензия ФСБ на осуществление работ с использованием сведений, составляющих государственную тайну;
- Поставка специализированных компонентов (Xilinx, Altera, Analog Devices, Intersil, Interpoint, Microsemi, Aeroflex, Peregrine, Syfer, Eurofarad, Texas Instrument, Miteq, Cobham, E2V, MA-COM, Hittite, Mini-Circuits, General Dynamics и др.);

Помимо этого, одним из направлений компании «ЭлектроПласт» является направление «Источники питания». Мы предлагаем Вам помощь Конструкторского отдела:

- Подбор оптимального решения, техническое обоснование при выборе компонента;
- Подбор аналогов;
- Консультации по применению компонента;
- Поставка образцов и прототипов;
- Техническая поддержка проекта;
- Защита от снятия компонента с производства.



#### Как с нами связаться

**Телефон:** 8 (812) 309 58 32 (многоканальный)

**Факс:** 8 (812) 320-02-42

**Электронная почта:** [org@eplast1.ru](mailto:org@eplast1.ru)

**Адрес:** 198099, г. Санкт-Петербург, ул. Калинина, дом 2, корпус 4, литера А.