

Capacitor Array (IPC)

BENEFITS OF USING CAPACITOR ARRAYS

AVX capacitor arrays offer designers the opportunity to lower placement costs, increase assembly line output through lower component count per board and to reduce real estate requirements.

Reduced Costs

Placement costs are greatly reduced by effectively placing one device instead of four or two. This results in increased throughput and translates into savings on machine time. Inventory levels are lowered and further savings are made on solder materials, etc.

Space Saving

Space savings can be quite dramatic when compared to the use of discrete chip capacitors. As an example, the 0508 4-element array offers a space reduction of >40% vs. 4 x 0402 discrete capacitors and of >70% vs. 4 x 0603 discrete capacitors. (This calculation is dependent on the spacing of the discrete components.)

Increased Throughput

Assuming that there are 220 passive components placed in a mobile phone:

A reduction in the passive count to 200 (by replacing discrete components with arrays) results in an increase in throughput of approximately 9%.

A reduction of 40 placements increases throughput by 18%.

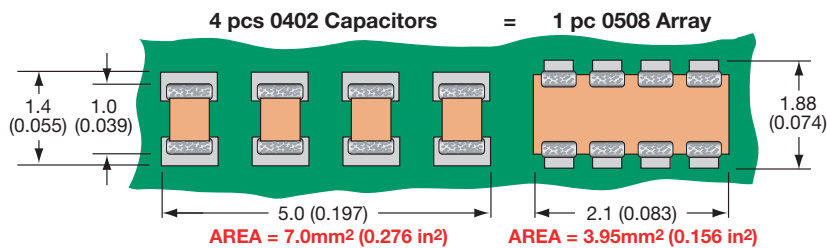
For high volume users of cap arrays using the very latest placement equipment capable of placing 10 components per second, the increase in throughput can be very significant and can have the overall effect of reducing the number of placement machines required to mount components:

If 120 million 2-element arrays or 40 million 4-element arrays were placed in a year, the requirement for placement equipment would be reduced by one machine.

During a 20Hr operational day a machine places 720K components. Over a working year of 167 days the machine can place approximately 120 million. If 2-element arrays are mounted instead of discrete components, then the number of placements is reduced by a factor of two and in the scenario where 120 million 2-element arrays are placed there is a saving of one pick and place machine.

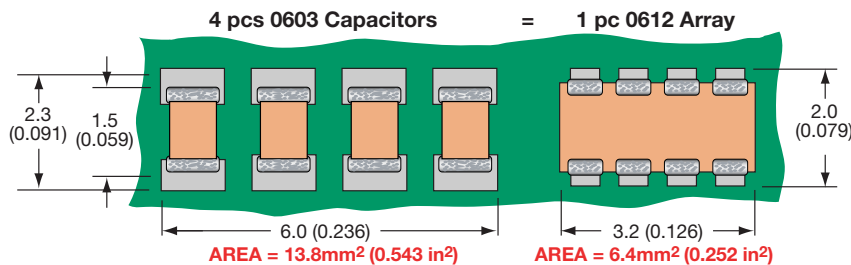
Smaller volume users can also benefit from replacing discrete components with arrays. The total number of placements is reduced thus creating spare capacity on placement machines. This in turn generates the opportunity to increase overall production output without further investment in new equipment.

W2A (0508) Capacitor Arrays



The 0508 4-element capacitor array gives a PCB space saving of over 40% vs four 0402 discretés and over 70% vs four 0603 discrete capacitors.

W3A (0612) Capacitor Arrays




The 0612 4-element capacitor array gives a PCB space saving of over 50% vs four 0603 discretés and over 70% vs four 0805 discrete capacitors.

Capacitor Array



Capacitor Array (IPC)



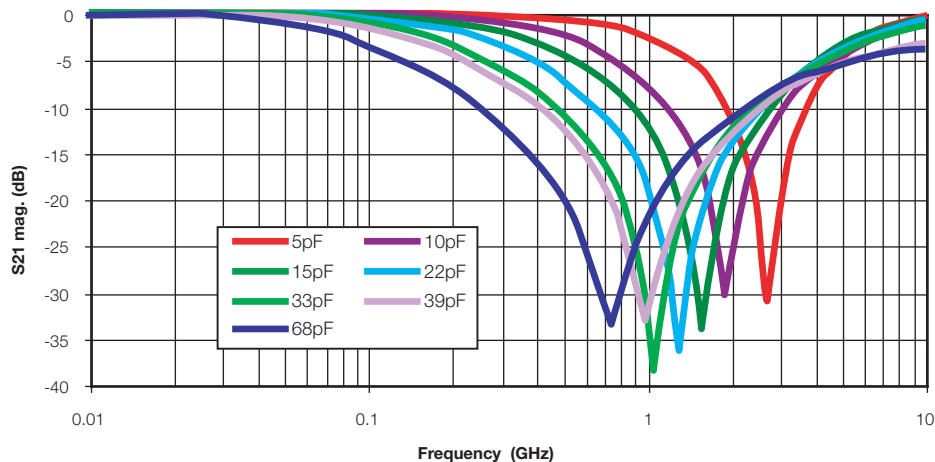
GENERAL DESCRIPTION

AVX is the market leader in the development and manufacture of capacitor arrays. The smallest array option available from AVX, the 0405 2-element device, has been an enormous success in the Telecommunications market. The array family of products also includes the 0612 4-element device as well as 0508 2-element and 4-element series, all of which have received widespread acceptance in the marketplace.

AVX capacitor arrays are available in X5R, X7R and NP0 (COG) ceramic dielectrics to cover a broad range of capacitance values. Voltage ratings from 6.3 Volts up to 100 Volts are offered. AVX also now offers a range of automotive capacitor arrays qualified to AEC-Q200 (see separate table).

Key markets for capacitor arrays are Mobile and Cordless Phones, Digital Set Top Boxes, Computer Motherboards and Peripherals as well as Automotive applications, RF Modems, Networking Products, etc.

AVX Capacitor Array - W2A41A***K
S21 Magnitude



HOW TO ORDER

| | | | | | | | | | | |
|--------------------------------------|--|--------------|-----------------------|--|--|---|---|---|---|---|
| W | 2 | A | 4 | 3 | C | 103 | M | A | T | 2A |
| Style W = RoHS L = SnPb | Case Size 1 = 0405 2 = 0508 3 = 0612 5 = 0306 | Array | Number of Caps | Voltage 6 = 6V Z = 10V Y = 16V 3 = 25V 5 = 50V 1 = 100V | Dielectric A = NP0 C = X7R D = X5R | Capacitance Code 2 Sig Digits + Number of Zeros | Capacitance Tolerance J = ±5% K = ±10% M = ±20% | Failure Rate A = Commercial 4 = Automotive | Termination Code T = Plated Ni and Sn** Z = FLEXITERM®** B = 5% min lead X = FLEXITERM® with 5% min lead | Packaging & Quantity Code 2A = 7" Reel (4000) 4A = 13" Reel (10000) 2F = 7" Reel (1000) |

Not RoHS Compliant

****RoHS compliant**



NOTE: Contact factory for availability of Termination and Tolerance Options for Specific Part Numbers.

For RoHS compliant products, please select correct termination style





Capacitor Array

Capacitance Range – NP0/COG

| SIZE | | 0405 | | | 0508 | | | | 0508 | | | | 0612 | | | |
|----------------|-------|-----------------|----|----|-----------------|----|----|-----|-----------------|----|----|-----|-----------------|----|----|-----|
| # Elements | | 2 | | | 2 | | | | 4 | | | | 4 | | | |
| Soldering | | Reflow Only | | | Reflow/Wave | | | | Reflow/Wave | | | | Reflow/Wave | | | |
| Packaging | | All Paper | | | All Paper | | | | Paper/Embossed | | | | Paper/Embossed | | | |
| Length | mm | 1.00 ± 0.15 | | | 1.30 ± 0.15 | | | | 1.30 ± 0.15 | | | | 1.60 ± 0.150 | | | |
| | (in.) | (0.039 ± 0.006) | | | (0.051 ± 0.006) | | | | (0.051 ± 0.006) | | | | (0.063 ± 0.006) | | | |
| Width | mm | 1.37 ± 0.15 | | | 2.10 ± 0.15 | | | | 2.10 ± 0.15 | | | | 3.20 ± 0.20 | | | |
| | (in.) | (0.054 ± 0.006) | | | (0.083 ± 0.006) | | | | (0.083 ± 0.006) | | | | (0.126 ± 0.008) | | | |
| Max. Thickness | mm | 0.66 | | | 0.94 | | | | 0.94 | | | | 1.35 | | | |
| | (in.) | (0.026) | | | (0.037) | | | | (0.037) | | | | (0.053) | | | |
| WVDC | | 16 | 25 | 50 | 16 | 25 | 50 | 100 | 16 | 25 | 50 | 100 | 16 | 25 | 50 | 100 |
| 1R0 | 1.0 | | | | | | | | | | | | | | | |
| 1R2 | 1.2 | | | | | | | | | | | | | | | |
| 1R5 | 1.5 | | | | | | | | | | | | | | | |
| 1R8 | 1.8 | | | | | | | | | | | | | | | |
| 2R2 | 2.2 | | | | | | | | | | | | | | | |
| 2R7 | 2.7 | | | | | | | | | | | | | | | |
| 3R3 | 3.3 | | | | | | | | | | | | | | | |
| 3R9 | 3.9 | | | | | | | | | | | | | | | |
| 4R7 | 4.7 | | | | | | | | | | | | | | | |
| 5R6 | 5.6 | | | | | | | | | | | | | | | |
| 6R8 | 6.8 | | | | | | | | | | | | | | | |
| 8R2 | 8.2 | | | | | | | | | | | | | | | |
| 100 | 10 | | | | | | | | | | | | | | | |
| 120 | 12 | | | | | | | | | | | | | | | |
| 150 | 15 | | | | | | | | | | | | | | | |
| 180 | 18 | | | | | | | | | | | | | | | |
| 220 | 22 | | | | | | | | | | | | | | | |
| 270 | 27 | | | | | | | | | | | | | | | |
| 330 | 33 | | | | | | | | | | | | | | | |
| 390 | 39 | | | | | | | | | | | | | | | |
| 470 | 47 | | | | | | | | | | | | | | | |
| 560 | 56 | | | | | | | | | | | | | | | |
| 680 | 68 | | | | | | | | | | | | | | | |
| 820 | 82 | | | | | | | | | | | | | | | |
| 101 | 100 | | | | | | | | | | | | | | | |
| 121 | 120 | | | | | | | | | | | | | | | |
| 151 | 150 | | | | | | | | | | | | | | | |
| 181 | 180 | | | | | | | | | | | | | | | |
| 221 | 220 | | | | | | | | | | | | | | | |
| 271 | 270 | | | | | | | | | | | | | | | |
| 331 | 330 | | | | | | | | | | | | | | | |
| 391 | 390 | | | | | | | | | | | | | | | |
| 471 | 470 | | | | | | | | | | | | | | | |
| 561 | 560 | | | | | | | | | | | | | | | |
| 681 | 680 | | | | | | | | | | | | | | | |
| 821 | 820 | | | | | | | | | | | | | | | |
| 102 | 1000 | | | | | | | | | | | | | | | |
| 122 | 1200 | | | | | | | | | | | | | | | |
| 152 | 1500 | | | | | | | | | | | | | | | |
| 182 | 1800 | | | | | | | | | | | | | | | |
| 222 | 2200 | | | | | | | | | | | | | | | |
| 272 | 2700 | | | | | | | | | | | | | | | |
| 332 | 3300 | | | | | | | | | | | | | | | |
| 392 | 3900 | | | | | | | | | | | | | | | |
| 472 | 4700 | | | | | | | | | | | | | | | |
| 562 | 5600 | | | | | | | | | | | | | | | |
| 682 | 6800 | | | | | | | | | | | | | | | |
| 822 | 8200 | | | | | | | | | | | | | | | |



Capacitor Array



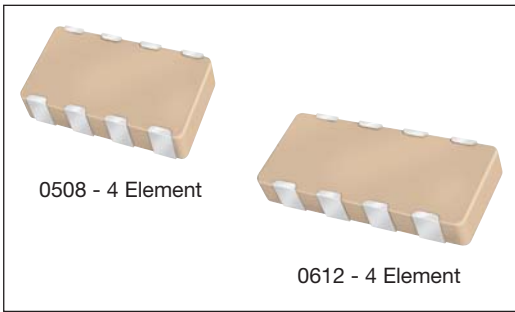
Capacitance Range – X7R/X5R

| SIZE | 0306 | | | | | 0405 | | | | | 0508 | | | | | 0508 | | | | | 0612 | | | | | | | |
|----------------|--------------------------------|-------|----|----|--|--------------------------------|----|----|----|----|--------------------------------|----|----|----|----|--------------------------------|---|----|----|----|---------------------------------|-----|---|----|----|----|----|-----|
| # Elements | 4 | | | | | 2 | | | | | 2 | | | | | 4 | | | | | 4 | | | | | | | |
| Soldering | Reflow Only | | | | | Reflow Only | | | | | Reflow/Wave | | | | | Reflow/Wave | | | | | Reflow/Wave | | | | | | | |
| Packaging | All Paper | | | | | All Paper | | | | | All Paper | | | | | Paper/Embossed | | | | | Paper/Embossed | | | | | | | |
| Length | 1.60 ± 0.15 (0.063 ± 0.006) | | | | | 1.00 ± 0.15 (0.039 ± 0.006) | | | | | 1.30 ± 0.15 (0.051 ± 0.006) | | | | | 1.30 ± 0.15 (0.051 ± 0.006) | | | | | 1.60 ± 0.150 (0.063 ± 0.006) | | | | | | | |
| Width | 0.81 ± 0.15 (0.032 ± 0.006) | | | | | 1.37 ± 0.15 (0.054 ± 0.006) | | | | | 2.10 ± 0.15 (0.083 ± 0.006) | | | | | 2.10 ± 0.15 (0.083 ± 0.006) | | | | | 3.20 ± 0.20 (0.126 ± 0.008) | | | | | | | |
| Max. Thickness | 0.50 (0.020) | | | | | 0.66 (0.026) | | | | | 0.94 (0.037) | | | | | 0.94 (0.037) | | | | | 1.35 (0.053) | | | | | | | |
| WVDC | 6 | 10 | 16 | 25 | | 6 | 10 | 16 | 25 | 50 | 6 | 10 | 16 | 25 | 50 | 100 | 6 | 10 | 16 | 25 | 50 | 100 | 6 | 10 | 16 | 25 | 50 | 100 |
| 101 | Cap | 100 | | | | | | | | | | | | | | | | | | | | | | | | | | |
| 121 | (pF) | 120 | | | | | | | | | | | | | | | | | | | | | | | | | | |
| 151 | | 150 | | | | | | | | | | | | | | | | | | | | | | | | | | |
| 181 | | 180 | | | | | | | | | | | | | | | | | | | | | | | | | | |
| 221 | | 220 | | | | | | | | | | | | | | | | | | | | | | | | | | |
| 271 | | 270 | | | | | | | | | | | | | | | | | | | | | | | | | | |
| 331 | | 330 | | | | | | | | | | | | | | | | | | | | | | | | | | |
| 391 | | 390 | | | | | | | | | | | | | | | | | | | | | | | | | | |
| 471 | | 470 | | | | | | | | | | | | | | | | | | | | | | | | | | |
| 561 | | 560 | | | | | | | | | | | | | | | | | | | | | | | | | | |
| 681 | | 680 | | | | | | | | | | | | | | | | | | | | | | | | | | |
| 821 | | 820 | | | | | | | | | | | | | | | | | | | | | | | | | | |
| 102 | | 1000 | | | | | | | | | | | | | | | | | | | | | | | | | | |
| 122 | | 1200 | | | | | | | | | | | | | | | | | | | | | | | | | | |
| 152 | | 1500 | | | | | | | | | | | | | | | | | | | | | | | | | | |
| 182 | | 1800 | | | | | | | | | | | | | | | | | | | | | | | | | | |
| 222 | | 2200 | | | | | | | | | | | | | | | | | | | | | | | | | | |
| 272 | | 2700 | | | | | | | | | | | | | | | | | | | | | | | | | | |
| 332 | | 3300 | | | | | | | | | | | | | | | | | | | | | | | | | | |
| 392 | | 3900 | | | | | | | | | | | | | | | | | | | | | | | | | | |
| 472 | | 4700 | | | | | | | | | | | | | | | | | | | | | | | | | | |
| 562 | | 5600 | | | | | | | | | | | | | | | | | | | | | | | | | | |
| 682 | | 6800 | | | | | | | | | | | | | | | | | | | | | | | | | | |
| 822 | | 8200 | | | | | | | | | | | | | | | | | | | | | | | | | | |
| 103 | Cap | 0.010 | | | | | | | | | | | | | | | | | | | | | | | | | | |
| 123 | (µF) | 0.012 | | | | | | | | | | | | | | | | | | | | | | | | | | |
| 153 | | 0.015 | | | | | | | | | | | | | | | | | | | | | | | | | | |
| 183 | | 0.018 | | | | | | | | | | | | | | | | | | | | | | | | | | |
| 223 | | 0.022 | | | | | | | | | | | | | | | | | | | | | | | | | | |
| 273 | | 0.027 | | | | | | | | | | | | | | | | | | | | | | | | | | |
| 333 | | 0.033 | | | | | | | | | | | | | | | | | | | | | | | | | | |
| 393 | | 0.039 | | | | | | | | | | | | | | | | | | | | | | | | | | |
| 473 | | 0.047 | | | | | | | | | | | | | | | | | | | | | | | | | | |
| 563 | | 0.056 | | | | | | | | | | | | | | | | | | | | | | | | | | |
| 683 | | 0.068 | | | | | | | | | | | | | | | | | | | | | | | | | | |
| 823 | | 0.082 | | | | | | | | | | | | | | | | | | | | | | | | | | |
| 104 | | 0.10 | | | | | | | | | | | | | | | | | | | | | | | | | | |
| 124 | | 0.12 | | | | | | | | | | | | | | | | | | | | | | | | | | |
| 154 | | 0.15 | | | | | | | | | | | | | | | | | | | | | | | | | | |
| 184 | | 0.18 | | | | | | | | | | | | | | | | | | | | | | | | | | |
| 224 | | 0.22 | | | | | | | | | | | | | | | | | | | | | | | | | | |
| 274 | | 0.27 | | | | | | | | | | | | | | | | | | | | | | | | | | |
| 334 | | 0.33 | | | | | | | | | | | | | | | | | | | | | | | | | | |
| 474 | | 0.47 | | | | | | | | | | | | | | | | | | | | | | | | | | |
| 564 | | 0.56 | | | | | | | | | | | | | | | | | | | | | | | | | | |
| 684 | | 0.68 | | | | | | | | | | | | | | | | | | | | | | | | | | |
| 824 | | 0.82 | | | | | | | | | | | | | | | | | | | | | | | | | | |
| 105 | | 1.0 | | | | | | | | | | | | | | | | | | | | | | | | | | |
| 125 | | 1.2 | | | | | | | | | | | | | | | | | | | | | | | | | | |
| 155 | | 1.5 | | | | | | | | | | | | | | | | | | | | | | | | | | |
| 185 | | 1.8 | | | | | | | | | | | | | | | | | | | | | | | | | | |
| 225 | | 2.2 | | | | | | | | | | | | | | | | | | | | | | | | | | |
| 335 | | 3.3 | | | | | | | | | | | | | | | | | | | | | | | | | | |
| 475 | | 4.7 | | | | | | | | | | | | | | | | | | | | | | | | | | |
| 106 | | 10 | | | | | | | | | | | | | | | | | | | | | | | | | | |
| 226 | | 22 | | | | | | | | | | | | | | | | | | | | | | | | | | |
| 476 | | 47 | | | | | | | | | | | | | | | | | | | | | | | | | | |
| 107 | | 100 | | | | | | | | | | | | | | | | | | | | | | | | | | |

- = Currently available X7R
- = Currently available X5R
- = Under development X7R, contact factory for advance samples
- = Under development X5R, contact factory for advance samples



Automotive Capacitor Array (IPC)



As the market leader in the development and manufacture of capacitor arrays AVX is pleased to offer a range of AEC-Q200 qualified arrays to compliment our product offering to the Automotive industry. Both the AVX 0612 and 0508 4-element capacitor array styles are qualified to the AEC-Q200 automotive specifications.

AEC-Q200 is the Automotive Industry qualification standard and a detailed qualification package is available on request.

All AVX automotive capacitor array production facilities are certified to ISO/TS 16949:2002.

HOW TO ORDER

| | | | | | | | | | | |
|----------------------|----------------------------------|--------------|-----------------------|--|-------------------------------|---|--|---------------------|--|---|
| W | 3 | A | 4 | Y | C | 104 | K | 4 | T | 2A |
| ↓ | ↓ | ↓ | ↓ | ↓ | ↓ | ↓ | ↓ | ↓ | ↓ | ↓ |
| Style | Case Size | Array | Number of Caps | Voltage | Dielectric | Capacitance Code (In pF) | Capacitance Tolerance | Failure Rate | Terminations | Packaging & Quantity Code |
| W = RoHS L = SnPb | 1 = 0405 2 = 0508 3 = 0612 | | | Z = 10V Y = 16V 3 = 25V 5 = 50V 1 = 100V | A = NP0 C = X7R F = X8R | Significant Digits + Number of Zeros e.g. 10 μ F=106 | *J = \pm 5% *K = \pm 10% M = \pm 20% | 4 = Automotive | T = Plated Ni and Sn** Z = FLEXITERM®** B = 5% min lead X = FLEXITERM® with 5% min lead | 2A = 7" Reel (4000) 4A = 13" Reel (10000) 2F = 7" Reel (1000) |

**RoHS compliant

*Contact factory for availability by part number for K = \pm 10% and J = \pm 5% tolerance.

| NP0/COG | | | | | | | | | | | | |
|-----------------|------------------|------|------|----|----|-----|------|----|----|-----|--|--|
| SIZE | 0405 | 0508 | 0508 | | | | 0612 | | | | | |
| No. of Elements | 2 | 2 | 4 | | | | 4 | | | | | |
| WVDC | 50 | 50 | 16 | 25 | 50 | 100 | 16 | 25 | 50 | 100 | | |
| 1R0 | Cap 1.0 | | | | | | | | | | | |
| 1R2 | (pF) 1.2 | | | | | | | | | | | |
| 1R5 | 1.5 | | | | | | | | | | | |
| 1R8 | 1.8 | | | | | | | | | | | |
| 2R2 | 2.2 | | | | | | | | | | | |
| 2R7 | 2.7 | | | | | | | | | | | |
| 3R3 | 3.3 | | | | | | | | | | | |
| 3R9 | 3.9 | | | | | | | | | | | |
| 4R7 | 4.7 | | | | | | | | | | | |
| 5R6 | 5.6 | | | | | | | | | | | |
| 6R8 | 6.8 | | | | | | | | | | | |
| 8R2 | 8.2 | | | | | | | | | | | |
| 100 | 10 | | | | | | | | | | | |
| 120 | 12 | | | | | | | | | | | |
| 150 | 15 | | | | | | | | | | | |
| 180 | 18 | | | | | | | | | | | |
| 220 | 22 | | | | | | | | | | | |
| 270 | 27 | | | | | | | | | | | |
| 330 | 33 | | | | | | | | | | | |
| 390 | 39 | | | | | | | | | | | |
| 470 | 47 | | | | | | | | | | | |
| 560 | 56 | | | | | | | | | | | |
| 680 | 68 | | | | | | | | | | | |
| 820 | 82 | | | | | | | | | | | |
| 101 | 100 | | | | | | | | | | | |
| 121 | 120 | | | | | | | | | | | |
| 151 | 150 | | | | | | | | | | | |
| 181 | 180 | | | | | | | | | | | |
| 221 | 220 | | | | | | | | | | | |
| 271 | 270 | | | | | | | | | | | |
| 331 | 330 | | | | | | | | | | | |
| 391 | 390 | | | | | | | | | | | |
| 471 | 470 | | | | | | | | | | | |
| 561 | 560 | | | | | | | | | | | |
| 681 | 680 | | | | | | | | | | | |
| 821 | 820 | | | | | | | | | | | |
| 102 | 1000 | | | | | | | | | | | |
| 122 | 1200 | | | | | | | | | | | |
| 152 | 1500 | | | | | | | | | | | |
| 182 | 1800 | | | | | | | | | | | |
| 222 | 2200 | | | | | | | | | | | |
| 272 | 2700 | | | | | | | | | | | |
| 332 | 3300 | | | | | | | | | | | |
| 392 | 3900 | | | | | | | | | | | |
| 472 | 4700 | | | | | | | | | | | |
| 562 | 5600 | | | | | | | | | | | |
| 682 | 6800 | | | | | | | | | | | |
| 822 | 8200 | | | | | | | | | | | |
| 103 | Cap 0.010 | | | | | | | | | | | |
| 123 | (μ F) 0.012 | | | | | | | | | | | |
| 153 | 0.015 | | | | | | | | | | | |
| 183 | 0.018 | | | | | | | | | | | |
| 223 | 0.022 | | | | | | | | | | | |
| 273 | 0.027 | | | | | | | | | | | |
| 333 | 0.033 | | | | | | | | | | | |
| 393 | 0.039 | | | | | | | | | | | |
| 473 | 0.047 | | | | | | | | | | | |
| 563 | 0.056 | | | | | | | | | | | |
| 683 | 0.068 | | | | | | | | | | | |
| 823 | 0.082 | | | | | | | | | | | |
| 104 | 0.10 | | | | | | | | | | | |
| 124 | 0.12 | | | | | | | | | | | |
| 154 | 0.15 | | | | | | | | | | | |
| 224 | 0.22 | | | | | | | | | | | |

| X7R | | | | | | | | | | | | | X8R | |
|-----------------|------------------|----|----|-----|------|----|----|-----|------|----|----|----|------|----|
| SIZE | 0508 | | | | 0508 | | | | 0612 | | | | 0405 | |
| No. of Elements | 2 | | | | 4 | | | | 4 | | | | 2 | |
| WVDC | 16 | 25 | 50 | 100 | 16 | 25 | 50 | 100 | 10 | 16 | 25 | 50 | 100 | 16 |
| 101 | Cap 100 | | | | | | | | | | | | | |
| 121 | (pF) 120 | | | | | | | | | | | | | |
| 151 | 150 | | | | | | | | | | | | | |
| 181 | 180 | | | | | | | | | | | | | |
| 221 | 220 | | | | | | | | | | | | | |
| 271 | 270 | | | | | | | | | | | | | |
| 331 | 330 | | | | | | | | | | | | | |
| 391 | 390 | | | | | | | | | | | | | |
| 471 | 470 | | | | | | | | | | | | | |
| 561 | 560 | | | | | | | | | | | | | |
| 681 | 680 | | | | | | | | | | | | | |
| 821 | 820 | | | | | | | | | | | | | |
| 102 | 1000 | | | | | | | | | | | | | |
| 122 | 1200 | | | | | | | | | | | | | |
| 152 | 1500 | | | | | | | | | | | | | |
| 182 | 1800 | | | | | | | | | | | | | |
| 222 | 2200 | | | | | | | | | | | | | |
| 272 | 2700 | | | | | | | | | | | | | |
| 332 | 3300 | | | | | | | | | | | | | |
| 392 | 3900 | | | | | | | | | | | | | |
| 472 | 4700 | | | | | | | | | | | | | |
| 562 | 5600 | | | | | | | | | | | | | |
| 682 | 6800 | | | | | | | | | | | | | |
| 822 | 8200 | | | | | | | | | | | | | |
| 103 | Cap 0.010 | | | | | | | | | | | | | |
| 123 | (μ F) 0.012 | | | | | | | | | | | | | |
| 153 | 0.015 | | | | | | | | | | | | | |
| 183 | 0.018 | | | | | | | | | | | | | |
| 223 | 0.022 | | | | | | | | | | | | | |
| 273 | 0.027 | | | | | | | | | | | | | |
| 333 | 0.033 | | | | | | | | | | | | | |
| 393 | 0.039 | | | | | | | | | | | | | |
| 473 | 0.047 | | | | | | | | | | | | | |
| 563 | 0.056 | | | | | | | | | | | | | |
| 683 | 0.068 | | | | | | | | | | | | | |
| 823 | 0.082 | | | | | | | | | | | | | |
| 104 | 0.10 | | | | | | | | | | | | | |
| 124 | 0.12 | | | | | | | | | | | | | |
| 154 | 0.15 | | | | | | | | | | | | | |
| 224 | 0.22 | | | | | | | | | | | | | |

= X7R
 = X8R
 = Under development

Not RoHS Compliant

= NP0/COG
 = Under development

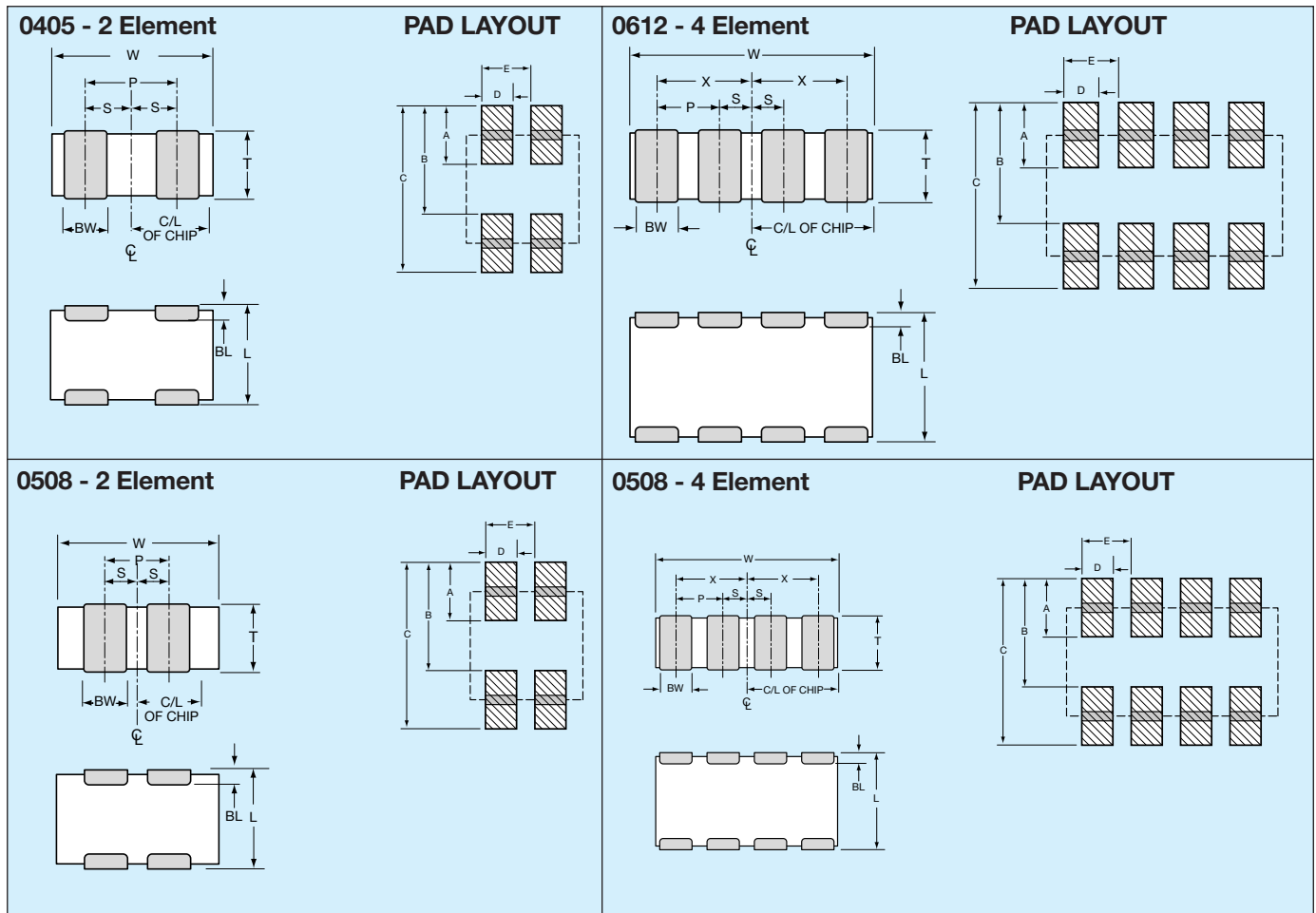


For RoHS compliant products, please select correct termination style.



PART & PAD LAYOUT DIMENSIONS

millimeters (inches)



PART DIMENSIONS

0405 - 2 Element

| L | W | T | BW | BL | P | S |
|--------------------------------|--------------------------------|-------------------------|--------------------------------|--------------------------------|-------------------------|--------------------------------|
| 1.00 ± 0.15 (0.039 ± 0.006) | 1.37 ± 0.15 (0.054 ± 0.006) | 0.66 MAX (0.026 MAX) | 0.36 ± 0.10 (0.014 ± 0.004) | 0.20 ± 0.10 (0.008 ± 0.004) | 0.64 REF (0.025 REF) | 0.32 ± 0.10 (0.013 ± 0.004) |

0508 - 2 Element

| L | W | T | BW | BL | P | S |
|--------------------------------|--------------------------------|-------------------------|--------------------------------|--------------------------------|-------------------------|--------------------------------|
| 1.30 ± 0.15 (0.051 ± 0.006) | 2.10 ± 0.15 (0.083 ± 0.006) | 0.94 MAX (0.037 MAX) | 0.43 ± 0.10 (0.017 ± 0.004) | 0.33 ± 0.08 (0.013 ± 0.003) | 1.00 REF (0.039 REF) | 0.50 ± 0.10 (0.020 ± 0.004) |

0508 - 4 Element

| L | W | T | BW | BL | P | X | S |
|--------------------------------|--------------------------------|-------------------------|--------------------------------|--------------------------------|-------------------------|--------------------------------|--------------------------------|
| 1.30 ± 0.15 (0.051 ± 0.006) | 2.10 ± 0.15 (0.083 ± 0.006) | 0.94 MAX (0.037 MAX) | 0.25 ± 0.06 (0.010 ± 0.003) | 0.20 ± 0.08 (0.008 ± 0.003) | 0.50 REF (0.020 REF) | 0.75 ± 0.10 (0.030 ± 0.004) | 0.25 ± 0.10 (0.010 ± 0.004) |

0612 - 4 Element

| L | W | T | BW | BL | P | X | S |
|--------------------------------|--------------------------------|-------------------------|--------------------------------|--|-------------------------|--------------------------------|--------------------------------|
| 1.60 ± 0.20 (0.063 ± 0.008) | 3.20 ± 0.20 (0.126 ± 0.008) | 1.35 MAX (0.053 MAX) | 0.41 ± 0.10 (0.016 ± 0.004) | 0.18 ^{+0.25} _{-0.08} (0.007 ^{+0.010} _{-0.003}) | 0.76 REF (0.030 REF) | 1.14 ± 0.10 (0.045 ± 0.004) | 0.38 ± 0.10 (0.015 ± 0.004) |

PAD LAYOUT DIMENSIONS

0405 - 2 Element

| A | B | C | D | E |
|-----------------|-----------------|-----------------|-----------------|-----------------|
| 0.46 (0.018) | 0.74 (0.029) | 1.20 (0.047) | 0.30 (0.012) | 0.64 (0.025) |

0508 - 2 Element

| A | B | C | D | E |
|-----------------|-----------------|-----------------|-----------------|-----------------|
| 0.68 (0.027) | 1.32 (0.052) | 2.00 (0.079) | 0.46 (0.018) | 1.00 (0.039) |

0508 - 4 Element

| A | B | C | D | E |
|-----------------|-----------------|-----------------|-----------------|-----------------|
| 0.56 (0.022) | 1.32 (0.052) | 1.88 (0.074) | 0.30 (0.012) | 0.50 (0.020) |

0612 - 4 Element

| A | B | C | D | E |
|-----------------|-----------------|-----------------|-----------------|-----------------|
| 0.89 (0.035) | 1.65 (0.065) | 2.54 (0.100) | 0.46 (0.018) | 0.76 (0.030) |



Компания «ЭлектроПласт» предлагает заключение долгосрочных отношений при поставках импортных электронных компонентов на взаимовыгодных условиях!

Наши преимущества:

- Оперативные поставки широкого спектра электронных компонентов отечественного и импортного производства напрямую от производителей и с крупнейших мировых складов;
- Поставка более 17-ти миллионов наименований электронных компонентов;
- Поставка сложных, дефицитных, либо снятых с производства позиций;
- Оперативные сроки поставки под заказ (от 5 рабочих дней);
- Экспресс доставка в любую точку России;
- Техническая поддержка проекта, помощь в подборе аналогов, поставка прототипов;
- Система менеджмента качества сертифицирована по Международному стандарту ISO 9001;
- Лицензия ФСБ на осуществление работ с использованием сведений, составляющих государственную тайну;
- Поставка специализированных компонентов (Xilinx, Altera, Analog Devices, Intersil, Interpoint, Microsemi, Aeroflex, Peregrine, Syfer, Eurofarad, Texas Instrument, Miteq, Cobham, E2V, MA-COM, Hittite, Mini-Circuits, General Dynamics и др.);

Помимо этого, одним из направлений компании «ЭлектроПласт» является направление «Источники питания». Мы предлагаем Вам помощь Конструкторского отдела:

- Подбор оптимального решения, техническое обоснование при выборе компонента;
- Подбор аналогов;
- Консультации по применению компонента;
- Поставка образцов и прототипов;
- Техническая поддержка проекта;
- Защита от снятия компонента с производства.



Как с нами связаться

Телефон: 8 (812) 309 58 32 (многоканальный)

Факс: 8 (812) 320-02-42

Электронная почта: org@eplast1.ru

Адрес: 198099, г. Санкт-Петербург, ул. Калинина, дом 2, корпус 4, литера А.