

Relay Module - PLC-RPT- 72UC/21AU/RW - 2900322

Please be informed that the data shown in this PDF Document is generated from our Online Catalog. Please find the complete data in the user's documentation. Our General Terms of Use for Downloads are valid (<http://phoenixcontact.com/download>)



PLC-INTERFACE for railway applications, consisting of basic terminal block with push-in connection and plug-in miniature relay with multi-layer gold contact, range: $0.7 \times U_N$ to $1.25 \times U_N$, temperature class TX: -40°C to $+70^\circ\text{C}$, 1 PDT, input voltage 72 V DC

The illustration shows the version PLC-RSP-24UC/21/RW

Product Features

- ✓ Optimum relay operation thanks to wide-range electronics
- ✓ Vibration and shock resistance according to EN 50155
- ✓ Certified according to EN 50155
- ✓ Safe isolation according to DIN EN 50178 between coil and contact
- ✓ Input voltage range of 0.7 to $1.25 \times U_N$ ($1.4 \times U_N$ briefly)
- ✓ Temperature range from -40°C to $+70^\circ\text{C}$ ($+85^\circ\text{C}$ briefly)
- ✓ Spring-cage and Push-in connection technology



Key commercial data

Packing unit	1 pc
Weight per Piece (excluding packing)	99.99 GRM
Custom tariff number	85364900
Country of origin	Germany

Technical data

Note

Utilization restriction	EMC: class A product, see manufacturer's declaration in the download area
-------------------------	---

Dimensions

Width	6.2 mm
Height	80 mm

Relay Module - PLC-RPT- 72UC/21AU/RW - 2900322

Technical data

Dimensions

Depth	94 mm
-------	-------

Ambient conditions

Ambient temperature (operation)	-40 °C ... 70 °C (Temperature class TX)
Ambient temperature (storage/transport)	-40 °C ... 85 °C

Coil side

Nominal input voltage U_N	72 V DC
Input voltage range in reference to U_N	0.7 ... 1.25
Typical input current at U_N	3 mA
Typical response time	4 ms
Typical release time	4 ms
Operating voltage display	Yellow LED
Protective circuit	Bridge rectifier Bridge rectifier
	Free-wheeling diode Damping diode
	Surge protection
	RCZ filter
	Wide-range electronics

Contact side

Contact type	1 PDT
Contact material	AgSnO, hard gold-plated
Maximum switching voltage	30 V AC
	36 V DC
Minimum switching voltage	100 mV (at 10 mA)
Maximum inrush current	50 mA
Min. switching current	1 mA (at 24 V)
Limiting continuous current	50 mA
Interrupting rating (ohmic load) max.	1.2 W (at 24 V DC)
Switching capacity in acc. with DIN VDE 0660/IEC 60947	1 A (24 V (DC13))
	0.2 A (110 V (DC13))
	0.1 A (220 V (DC13))
	3 A (24 V (AC15))
	3 A (120 V (AC15))
	3 A (230 V (AC 15))
Note	the following values are applicable if a gold layer is destroyed
Maximum switching voltage	250 V AC/DC (Separating plate PLC-ATP must be installed for voltages larger than 250 V (L1, L2, L3) between identical terminal blocks in adjacent modules.)

Relay Module - PLC-RPT- 72UC/21AU/RW - 2900322

Technical data

Contact side

Minimum switching voltage	12 V AC/DC
Limiting continuous current	6 A
Min. switching current	10 mA
Interrupting rating (ohmic load) max.	140 W (at 24 V DC)
	20 W (at 48 V DC)
	18 W (at 60 V DC)
	23 W (at 110 V DC)
	40 W (at 220 V DC)
	1500 VA (for 250 V AC)

General

Test voltage relay winding/relay contact	4 kV _{rms} (50 Hz, 1 min.)
Operating mode	100% operating factor
Degree of protection	RT III (Relay)
	IP20 (Relay socket)
Mechanical service life	Approx. 2×10^7 cycles
Inflammability class according to UL 94	V0
Standards/regulations	EN 50155 (VDE 0115 part 200)
	EN 50178
	IEC 62103
	EN 61373
	EN 50121
Rated surge voltage / insulation	6 kV
Rated insulation voltage	250 V AC
Pollution degree	2
Surge voltage category	III
Mounting position	any
Assembly instructions	In rows with zero spacing

Connection data

Connection method	Push-in connection
Stripping length	8 mm
Conductor cross section stranded min.	0.14 mm ²
Conductor cross section stranded max.	2.5 mm ²
Conductor cross section solid min.	0.14 mm ²
Conductor cross section solid max.	2.5 mm ²
Conductor cross section AWG/kcmil max	14

Relay Module - PLC-RPT- 72UC/21AU/RW - 2900322

Technical data

Connection data

Conductor cross section AWG/kcmil min.	26
--	----

Classifications

eCl@ss

eCl@ss 4.0	27371001
eCl@ss 4.1	27371001
eCl@ss 5.0	27371001
eCl@ss 5.1	27371001
eCl@ss 6.0	27371001
eCl@ss 7.0	27371001
eCl@ss 8.0	27371001

ETIM

ETIM 4.0	EC000196
ETIM 5.0	EC000196

UNSPSC

UNSPSC 6.01	30211916
UNSPSC 7.0901	39121515
UNSPSC 11	39121515
UNSPSC 12.01	39121515
UNSPSC 13.2	39121515

Approvals

Approvals

Approvals

UL Listed / cUL Listed / UL Recognized / cUL Recognized / GL / cULus Recognized / cULus Listed


Ex Approvals

Approvals submitted


Relay Module - PLC-RPT- 72UC/21AU/RW - 2900322


Approvals

Approval details


UL Listed 


cUL Listed 

UL Recognized 

cUL Recognized 

GL

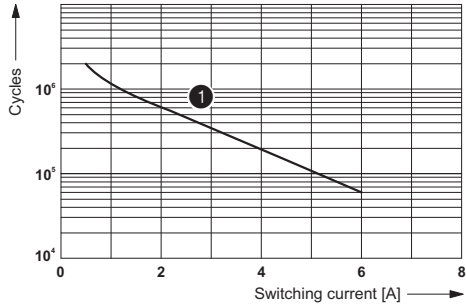
cULus Recognized  US

cULus Listed  US

Drawings

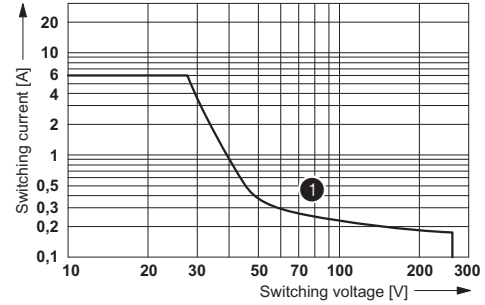
Relay Module - PLC-RPT- 72UC/21AU/RW - 2900322

Diagram



1 250 V AC, ohmic load

Diagram

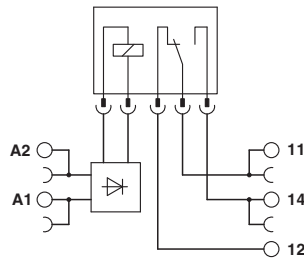


1 ohmic load

Electrical service life

DC interrupting rating

Circuit diagram





Компания «ЭлектроПласт» предлагает заключение долгосрочных отношений при поставках импортных электронных компонентов на взаимовыгодных условиях!

Наши преимущества:

- Оперативные поставки широкого спектра электронных компонентов отечественного и импортного производства напрямую от производителей и с крупнейших мировых складов;
- Поставка более 17-ти миллионов наименований электронных компонентов;
- Поставка сложных, дефицитных, либо снятых с производства позиций;
- Оперативные сроки поставки под заказ (от 5 рабочих дней);
- Экспресс доставка в любую точку России;
- Техническая поддержка проекта, помощь в подборе аналогов, поставка прототипов;
- Система менеджмента качества сертифицирована по Международному стандарту ISO 9001;
- Лицензия ФСБ на осуществление работ с использованием сведений, составляющих государственную тайну;
- Поставка специализированных компонентов (Xilinx, Altera, Analog Devices, Intersil, Interpoint, Microsemi, Aeroflex, Peregrine, Syfer, Eurofarad, Texas Instrument, Miteq, Cobham, E2V, MA-COM, Hittite, Mini-Circuits, General Dynamics и др.);

Помимо этого, одним из направлений компании «ЭлектроПласт» является направление «Источники питания». Мы предлагаем Вам помощь Конструкторского отдела:

- Подбор оптимального решения, техническое обоснование при выборе компонента;
- Подбор аналогов;
- Консультации по применению компонента;
- Поставка образцов и прототипов;
- Техническая поддержка проекта;
- Защита от снятия компонента с производства.



Как с нами связаться

Телефон: 8 (812) 309 58 32 (многоканальный)

Факс: 8 (812) 320-02-42

Электронная почта: org@eplast1.ru

Адрес: 198099, г. Санкт-Петербург, ул. Калинина, дом 2, корпус 4, литера А.