

Power PCB Relay RPII/1

- 1 pole 8/12/16A, 1 form C (CO) or 1 form A (NO) contact
- 4kV/8mm coil-contact
- Pinning 3.5 or 5mm (8/12A) and 5mm (16A)
- RoHS compliant (Directive 2011/65/EC)

Typical applications
Power supplies, domestic appliances, heating control, installation



Approvals
VDE Cert. No. 40025448, UL E214025
Technical data of approved types on request

Contact Data	8A	12A	16A
Contact arrangement	1 form C (CO) or 1 form A (NO)		
Rated voltage	250VAC		
Max. switching voltage	400VAC		
Rated current	8A	12A	16A
Limiting making current	16A	20A	25A
Breaking capacity max.	2000VA	3000VA	4000VA
Contact material	AgNi0.15	AgNi 90/10	AgNi 90/10
Frequency of operation, with/without load	600/36000h ⁻¹		
Operate/release time typ.	8/2ms		
Bounce time typ., form A/form B	2/4ms		

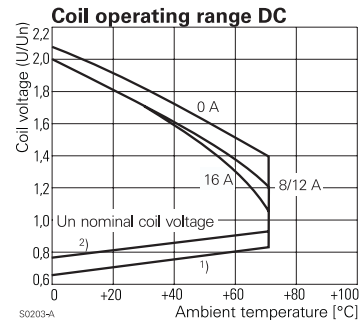
Contact ratings	Type	Contact	Load	Cycles
IEC61810				
RP314/RP714	A (NO)		16A, 250 VAC, resistive, 35°C	100x10 ³
RP314 DC-coil	A (NO)		6A, 250 VAC, cosφ = 0,4, 35°C	250x10 ³
RP414 DC-coil	A (NO)		12A, 250 VAC, resistive, 70°C	100x10 ³
RP414 REM	A (NO)		12A, 250 VAC, resistive, 35°C	100x10 ³
RP41N/RP814	C (CO)		12A, 250 VAC, resistive, 35°C	10x10 ³
RP411/RP412	A (NO)		8A, 250 VAC, resistive, 35°C	100x10 ³
RP411/RP412	C (CO)		8A, 250 VAC, resistive, 35°C	10x10 ³
UL508				
RP411/RP412	C(CO)		8A, 250VAC, general purpose, 40°C	6x10 ³
RP314/RP714	C(CO)		16A, 250VAC, general purpose, 40°C	6x10 ³
RP314/RP714	C(CO)		250VAC, 1.5HP, 40°C	6x10 ³
RP*14/RP*1N	C(CO)		12A, 250VAC, general purpose, 70°C	6x10 ³
RP**4/RP**N	A(NO)		10A, 250VAC, resistive, 70°C	100x10 ³

Mechanical endurance
DC-coil version: >20x10⁶ operations
REM/bistable version: >1x10⁶ operations

Coil Data	
Coil voltage range	5 to 110VDC
Operative range, IEC 61810	2

Coil versions, DC coil					
Coil code	Rated voltage VDC	Operate voltage VDC	Release voltage VDC	Coil resistance Ω±10%	Rated power mW
005	5	3.5	0.5	54	500
006	6	4.2	0.6	68	500
012	12	8.4	1.2	270	500
024	24	16.8	2.4	1100 ¹⁾	500
048	48	33.6	4.8	4400 ¹⁾	500
060	60	42.0	6.0	6540 ¹⁾	500
110	110	77.0	11.0	23100 ¹⁾	500

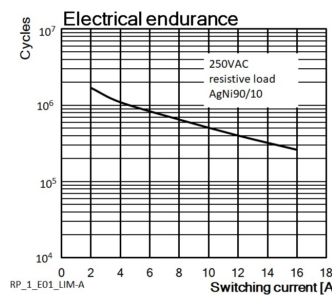
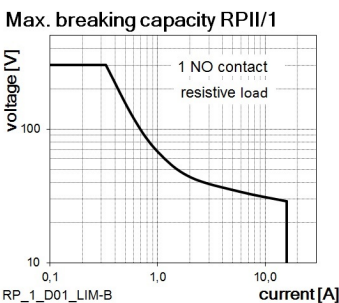
1) Coil resistance ±15%.
All figures are given for coil without pre-energization, at ambient temperature +20°C.
Other coil voltages on request.



Coil versions, REM I (1 coil bistable/remanence)					
Coil code	Rated voltage VDC	Resistance Ω±15%	Magnetisation range MIN./ Vdc MAX./Vdc	Demagnetisation range MIN./ Vdc MAX./Vdc	
A12	12	115	9 18	3 4.8	
A24	24	460	18 36	6 9.6	
A48	48	1748	36 72	12 19.2	

Coil versions, REM II (2 coil bistable/remanence)					
Coil code	Rated voltage VDC	Resistance Ω±15%	Magnetisation range MIN./ Vdc MAX./Vdc	Demagnetisation range MIN./ Vdc MAX./Vdc	
F05	5	20	3.7 7.5	3.7 6	
F12	12	105	9 18	9 14.4	
F24	24	460	18 36	18 28.8	

All figures are given for coil without pre-energization, at ambient temperature +20°C. Other coil voltages on request.



Power PCB Relay RPII/1 (Continued)

Insulation Data

Initial dielectric strength	
between open contacts	1000V _{rms}
between contact and coil	4000V _{rms}
Clearance/creepage	
between contact and coil	≥8/8mm
Material group of insulation parts	IIIa

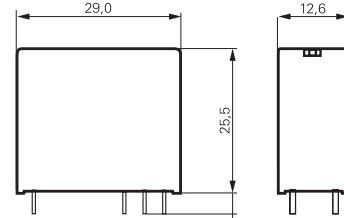
Other Data

Material compliance: EU RoHS/ELV, China RoHS, REACH, Halogen content refer to the Product Compliance Support Center at www.te.com/customer-support/rohssupportcenter

Ambient temperature	-40 to +70°C
Category of environmental protection	
IEC 61810	RTII - flux proof, RTIII - wash tight
Vibration resistance (functional), form A/form B, 30 to 300Hz	10/2g
Shock resistance (destructive)	100g
Terminal type	PCB-THT
Weight	18g
Resistance to soldering heat THT, IEC 60068-2-20	
flux proof version	270°C/10s
wash tight version	260°C/5s
Packaging/unit	tube/20 pcs., box/500 pcs.

Dimensions

Dimensions in mm



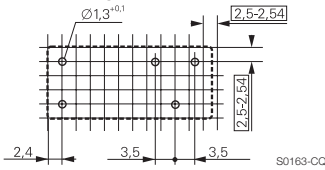
S0273-AA

Monostable and REM I (REM II version has 3 coil terminals)

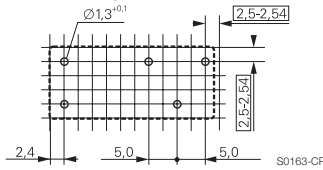
PCB layout / terminal assignment

Bottom view on solder pins
Dimensions in mm

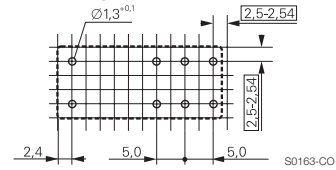
8/12A, pinning 3.5 mm



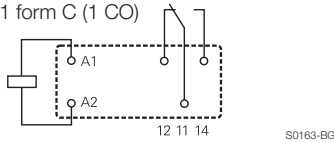
8/12A, pinning 5 mm



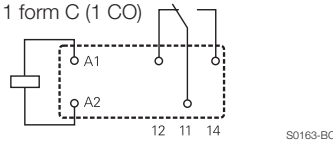
16A, pinning 5 mm



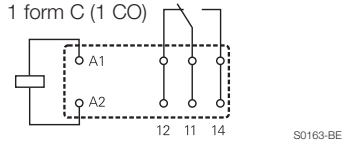
1 form C (1 CO)



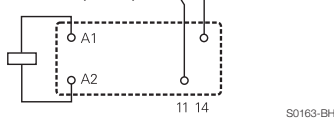
1 form C (1 CO)



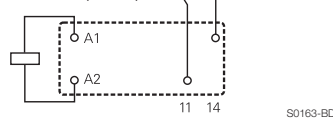
1 form C (1 CO)



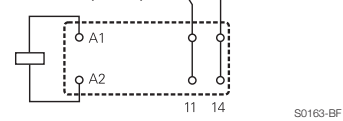
1 form A (1 NO)



1 form A (1 NO)



1 form A (1 NO)



Product code structure

Typical product code **RP 3 1 4 024**

Type	RP Power PCB Relay RPII/1			
Version	3 16A, flux proof	7 16A, wash tight	1	4
	4 8/12A, flux proof	8 8/12A, wash tight		
Contact arrangement	1 1 form C contact (1 CO)	3 1 form A contact (1 NO)	5 1 form B contact (1 NC)	
Contact material and pinning	1 AgNi0.15, 8A, pinning 5mm	0 Discontinued: AgCdO, pinning 5mm ²⁾	4 AgNi 90/10, pinning 5mm	
	2 AgNi0.15, 8A, pinning 3.5mm	8 Discontinued: AgCdO, 8/12A, pinning 3.5mm ²⁾	N AgNi 90/10, 12A, pinning 3,5mm	
Coil	Coil code: please refer to coil versions table			

2) AgCdO contacts are discontinued and replaced with AgNi contacts (see PCN E-18-003947)

Power PCB Relay RPII/1 (Continued)

Product Code	Version	Contacts	Cont. Material	Pinning	Coil Version	Coil	Part Number
RP314005	16A, flux proof	1 form C (CO) contact	AgNi 90/10	5 mm	monostable	5VDC	8-1415546-4
RP314006						6VDC	8-1415546-5
RP314010						10VDC	8-1415546-6
RP314012						12VDC	8-1415546-7
RP314024						24VDC	8-1415546-8
RP314048						48VDC	8-1415546-9
RP314110						110VDC	9-1415546-0
RP314F12					REM II	12VDC	8-1415546-1
RP314F24						24VDC	8-1415546-2
RP334012		1 form A (NO) contact			monostable	12VDC	9-1415546-1
RP334024						24VDC	9-1415546-2
RP334048						48VDC	9-1415546-4
RP354012		1 form B (NC) contact				12VDC	9-1415546-5
RP411012	8A, flux proof	1 form C (CO) contact	AgNi0.15			12VDC	9-1393230-4
RP411024						24VDC	9-1393230-5
RP411048						48VDC	9-1393230-6
RP411060						60VDC	9-1393230-7
RP411110						110VDC	9-1393230-8
RP431012		1 form A (NO) contact				12VDC	4-1393231-5
RP412012		1 form C (CO) contact		3,5 mm		12VDC	1-1393231-1
RP412024						24VDC	1-1393231-2
RP412F12					REM II	24VDC	1393231-6
RP414012	12A, flux proof	1 form C (CO) contact	AgNi 90/10	5 mm	monostable	12VDC	1415546-4
RP414024						24VDC	1415546-5
RP414A24					REM I	24VDC	9-1415546-6
RP414F24					REM II	24VDC	9-1415546-7
RP41N024				3,5 mm	monostable	24VDC	1-1415547-7
RP434024		1 form A (NO) contact		5 mm		24VDC	9-1415546-3
RP43N024				3,5 mm		24VDC	7-1415547-0
RP45N024		1 form B (NC) contact				24VDC	7-1415547-1
RP714006	16A, wash tight	1 form C (CO) contact		5 mm		6VDC	9-1415546-8
RP714012						12VDC	9-1415546-9
RP714024						24VDC	1415547-1
RP714048						48VDC	1415547-2
RP734012		1 form A (NO) contact				12VDC	1415547-6
RP734020						20VDC	1415547-7
RP734024						24VDC	1415547-8
RP734036						36VDC	1415547-9
RP734A12					REM I	12VDC	1415547-3
RP814012	12A, wash tight	1 form C (CO) contact			monostable	12VDC	1-1415547-0
RP814024						24VDC	1-1415547-1
RP814048						48VDC	1-1415547-2

Note. This list represents the most common types and does not show all variants covered by this datasheet. Other types on request.



Компания «ЭлектроПласт» предлагает заключение долгосрочных отношений при поставках импортных электронных компонентов на взаимовыгодных условиях!

Наши преимущества:

- Оперативные поставки широкого спектра электронных компонентов отечественного и импортного производства напрямую от производителей и с крупнейших мировых складов;
- Поставка более 17-ти миллионов наименований электронных компонентов;
- Поставка сложных, дефицитных, либо снятых с производства позиций;
- Оперативные сроки поставки под заказ (от 5 рабочих дней);
- Экспресс доставка в любую точку России;
- Техническая поддержка проекта, помощь в подборе аналогов, поставка прототипов;
- Система менеджмента качества сертифицирована по Международному стандарту ISO 9001;
- Лицензия ФСБ на осуществление работ с использованием сведений, составляющих государственную тайну;
- Поставка специализированных компонентов (Xilinx, Altera, Analog Devices, Intersil, Interpoint, Microsemi, Aeroflex, Peregrine, Syfer, Eurofarad, Texas Instrument, Miteq, Cobham, E2V, MA-COM, Hittite, Mini-Circuits, General Dynamics и др.);

Помимо этого, одним из направлений компании «ЭлектроПласт» является направление «Источники питания». Мы предлагаем Вам помощь Конструкторского отдела:

- Подбор оптимального решения, техническое обоснование при выборе компонента;
- Подбор аналогов;
- Консультации по применению компонента;
- Поставка образцов и прототипов;
- Техническая поддержка проекта;
- Защита от снятия компонента с производства.



Как с нами связаться

Телефон: 8 (812) 309 58 32 (многоканальный)

Факс: 8 (812) 320-02-42

Электронная почта: org@eplast1.ru

Адрес: 198099, г. Санкт-Петербург, ул. Калинина, дом 2, корпус 4, литера А.