



SERIES 57 – MINIATURE VANDAL RESISTANT PUSHBUTTON

FEATURES

- Vandal Resistant
- Wide temperature range
– up to 125°C
- Panel sealed to IP67
- High environmental specifications
- Gold contacts
- Status illumination
- Solder terminals
- Mounts virtually flush to panel



Technical Information

Description

The Series 57 is a range of miniature, momentary action, rugged panel sealed push-button switches with a round button and bezel.

The Series is available with or without LED status illumination. A locknut is supplied with each switch.

The body and button are manufactured from a non-spark zinc alloy and are velour chrome plated. It is panel sealed to IP67 and is designed to be impact resistant. The small size, robustness and panel sealing make this switch ideal in harsh environments.

Status Illuminated Version

The illuminated version is available with a choice of 2 high brightness LED colours.

Mechanical

Travel (nom)	2.3 mm
Life (nom)	1,000,000 cycles
Operating force (nom)	3N
Contact bounce (nom)	1ms
Panel thickness (max)	3 mm

Electrical

Switch & LED

SWITCH	
Dielectric strength	1000V a.c.
Insulation resistance	1G Ω
Contact resistance (initial)	50m Ω
Current rating (typical)	400mA at 32V a.c. resistive 100mA at 50V d.c. resistive 125mA at 125V a.c. resistive
Life (min)	500,000 cycles
Switching power (max)	16VA a.c.
LED	
Typical fwd voltage (Vf at I operating)	2,2V
Max fwd voltage (Vf at I operating)	3,0V
Forward current (I operating)	20mA
Meantime between failures	100,000 hours
Luminous intensity (Iv at Iopr)	Red LED – 100mcd
Luminous intensity (Iv at Iopr)	Green LED – 160mcd

Environmental & Physical

Ingress protection	IP67 (panel sealed)
Shock	100g
Vibration	DEF STD 07-55
Non-Illuminated	
Operating temperature range	-40°C to +125°C



Technical Information

Ordering Information

Environmental & Physical

(continued)

Illuminated	
Operating temperature range	-35°C to +85°C
Body and Button material	Velour chrome plated zinc alloy
Contacts	Gold plated palladium nickel
Terminals	Gold plated brass
Salt mist	BS2011 Part 2:1
Soldering information	320°C max for 3s

Body Style

Termination

Button Colour

LED Colour

Standard round bezel	1
Solder terminals	1
Non-illuminated	1
Illuminated	2
Red	R
Green	G
(This digit is only required for illuminated part numbers)	

57 -

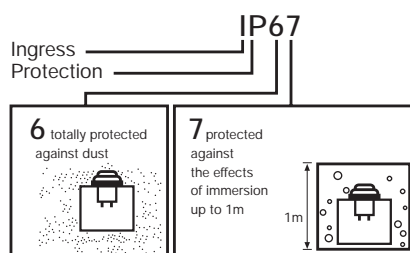
Panel mounting

& construction information

The Series 57 mounts easily into panels of maximum 3mm thickness. Front panel sealing to IP67 is achieved by the use of a sealing washer which is fitted behind the bezel of the body of the switch before it is inserted into the panel hole cut-out. It is held onto the panel by means of a brass locknut, tightened down by a 20mm spanner, to a torque of maximum 1,5Nm to achieve the correct sealing pressure.

A 'D' flat is provided to prevent rotation.

Ingress Protection Impact Key



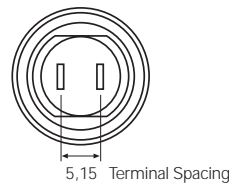
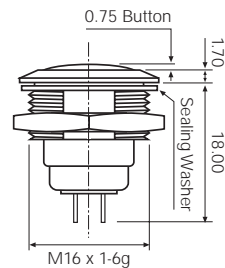
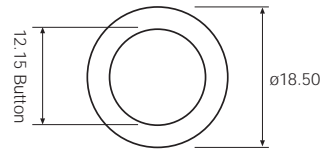
SERIES 57

Miniature Vandal Resistant Pushbutton

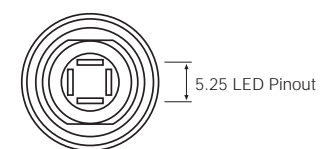
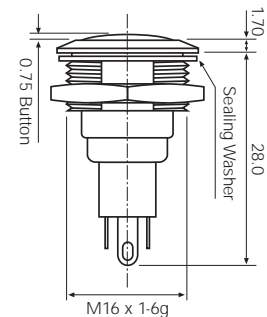
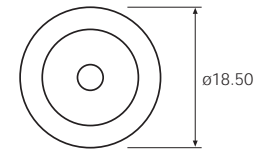
Technical Information

Product Dimensions

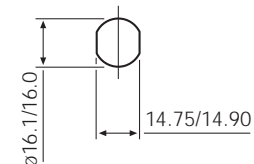
Non-illuminated Round Bezel



Illuminated Round Bezel



Suggested Panel Cutout



All dimensions in Millimetres

Circuit Form



Application References

- Vandal resistant requirements
- Military environments
- Robust industrial requirements
- Flush-with-panel requirements
- Process control
- Railway carriage equipment
- External security door controls
- Elevators
- Fishing vessels
- Crane gantry equipment
- Earth moving equipment
- Upper deck yachting equipment
- Medical instrumentation

Further Information

For further information on our complete range of switch products, visit our website – www.itwswitchcon.com or contact our Sales Office.

ITW Switches

ITW Switches, Division of ITW Limited, Norway Road, Hilsea, Portsmouth PO3 5HT, UK
Tel: +44 (0) 1705 694971 Fax: +44 (0) 1705 666352 Website: www.itwswitchcon.com

Due to our policy of continuous product development, ITW Switches retain the right to change the specification at any time without prior notice.



Компания «ЭлектроПласт» предлагает заключение долгосрочных отношений при поставках импортных электронных компонентов на взаимовыгодных условиях!

Наши преимущества:

- Оперативные поставки широкого спектра электронных компонентов отечественного и импортного производства напрямую от производителей и с крупнейших мировых складов;
- Поставка более 17-ти миллионов наименований электронных компонентов;
- Поставка сложных, дефицитных, либо снятых с производства позиций;
- Оперативные сроки поставки под заказ (от 5 рабочих дней);
- Экспресс доставка в любую точку России;
- Техническая поддержка проекта, помощь в подборе аналогов, поставка прототипов;
- Система менеджмента качества сертифицирована по Международному стандарту ISO 9001;
- Лицензия ФСБ на осуществление работ с использованием сведений, составляющих государственную тайну;
- Поставка специализированных компонентов (Xilinx, Altera, Analog Devices, Intersil, Interpoint, Microsemi, Aeroflex, Peregrine, Syfer, Eurofarad, Texas Instrument, Miteq, Cobham, E2V, MA-COM, Hittite, Mini-Circuits, General Dynamics и др.);

Помимо этого, одним из направлений компании «ЭлектроПласт» является направление «Источники питания». Мы предлагаем Вам помощь Конструкторского отдела:

- Подбор оптимального решения, техническое обоснование при выборе компонента;
- Подбор аналогов;
- Консультации по применению компонента;
- Поставка образцов и прототипов;
- Техническая поддержка проекта;
- Защита от снятия компонента с производства.



Как с нами связаться

Телефон: 8 (812) 309 58 32 (многоканальный)

Факс: 8 (812) 320-02-42

Электронная почта: org@eplast1.ru

Адрес: 198099, г. Санкт-Петербург, ул. Калинина, дом 2, корпус 4, литера А.