

SUPER-GRIP™ Cable Ties & Cable Tie Mounts

*Now More
Sizes & Styles*



Innovative Solution for Bundling Wire and Cable

SUPER-GRIP™ Cable Ties and Mounts are designed to withstand rough installation practices that occur in MRO and construction projects. *SUPER-GRIP™* Cable Ties provide superior bundle tightness, excellent tensile strength, and flexibility. *SUPER-GRIP™* Cable Ties resist lateral movement on the bundle because they are more flexible and can be installed tighter. *SUPER-GRIP™* Cable Tie Mounts are available in a wide variety of styles to maximize application flexibility. The *SUPER-GRIP™* product line expands the *PANDUIT* cable tie and accessory offering, the most comprehensive bundling solution available.

Cable Ties Key Features


Benefits

<i>High grip strength</i>	Grips the bundle tightly, preventing ties from moving laterally along the length of the bundle
<i>Thin, wide strap body</i>	Improves tie flexibility while maintaining loop tensile strength, allowing cable tie to easily conform to irregular bundle shapes
<i>Distinctive flared neck</i>	Offers improved strength and results in excellent small bundle performance
<i>Strong wedge and hinge</i>	Improves tensile strength and enables the tie to withstand rough installation practices
<i>Tapered tip</i>	Threads easily into head for faster installation
<i>Aggressive tip grips</i>	Allows temporary threading of tie, which permits positioning of tie prior to locking
<i>Relief on bottom of head</i>	Reduces installed head height and minimizes gap between the head and bundle

Cable Tie Mounts Key Features

Benefits


<i>Low profile design</i>	Positions bundle closer to mounting surface to conserve space; reduces standoff height of cable bundle
<i>Stronger bridge design</i>	Withstands rough installation practices beyond that of conventional designs; supports increased installation force



Low Installed Head Height



Flared Neck



Tapered Tip with Aggressive Grips

Ordering Information

Cable Ties

Cable Ties Part Number		Material	Length In. (mm)	Width In. (mm)	Thickness In. (mm)	Max. Bundle Diameter In. (mm)	Min. Loop Tensile Strength Lbs. (N)	Recommended Tools	Packaging			
Standard	Bulk								Std. Pkg. Qty.	Std. Ctn. Qty.	Bulk Pkg. Qty.	Bulk Ctn. Qty.
SG100M-C	SG100M-M	Nylon 6.6	4.2 (106)	.118 (3.0)	.038 (1.0)	1.00 (25)	18 (80)	GTS, GTSL, GS2B, PTS, PPTS, STS2	100	1000	1000	50000
SG100M-C0	SG100M-M0	Weather Resistant Nylon 6.6	4.2 (106)	.118 (3.0)	.038 (1.0)	1.00 (25)	18 (80)		100	1000	1000	50000
SG150I-C	SG150I-M	Nylon 6.6	6.2 (157)	.168 (4.3)	.040 (1.0)	1.50 (38)	40 (178)	GTS, GTSL, GS2B, PTS, PPTS, STS2	100	1000	1000	25000
SG150I-C0	SG150I-M0	Weather Resistant Nylon 6.6	6.2 (157)	.168 (4.3)	.040 (1.0)	1.50 (38)	40 (178)		100	1000	1000	25000
SG200S-C	SG200S-M	Nylon 6.6	8.3 (211)	.225 (5.7)	.046 (1.2)	2.00 (51)	50 (222)	GTS, GTSL, GS2B, GTH, GS4H, PTS, PTH, PPTS, STS2, STH2	100	1000	1000	10000
SG200S-C0	SG200S-M0	Weather Resistant Nylon 6.6	8.3 (211)	.225 (5.7)	.046 (1.2)	2.00 (51)	50 (222)		100	1000	1000	10000
—	SG200S-M30	Heat Stabilized Nylon 6.6	8.3 (211)	.225 (5.7)	.046 (1.2)	2.00 (51)	50 (222)		—	—	1000	10000
SG250S-C	—	Nylon 6.6	10.4 (264)	.225 (5.7)	.050 (1.3)	2.60 (66)	70 (311)	GTS, GTSL, GS2B, GTH, GS4H, PTS, PTH, PPTS, STS2, STH2	100	1000	—	—
SG250S-C0	—	Weather Resistant Nylon 6.6	10.4 (264)	.225 (5.7)	.050 (1.3)	2.60 (66)	70 (311)		100	1000	—	—
SG300S-C	SG300S-M	Nylon 6.6	12.4 (315)	.225 (5.7)	.050 (1.3)	3.20 (81)	70 (311)		100	1000	1000	10000
SG300S-C0	SG300S-M0	Weather Resistant Nylon 6.6	12.4 (315)	.225 (5.7)	.050 (1.3)	3.20 (81)	70 (311)		100	1000	1000	10000
—	SG300S-M30	Heat Stabilized Nylon 6.6	12.4 (315)	.225 (5.7)	.050 (1.3)	3.20 (81)	70 (311)		—	—	1000	10000
SG370S-C	SG370S-M	Nylon 6.6	15.3 (389)	.225 (5.7)	.052 (1.3)	4.20 (107)	70 (311)		100	1000	1000	5000
SG370S-C0	SG370S-M0	Weather Resistant Nylon 6.6	15.3 (389)	.225 (5.7)	.052 (1.3)	4.20 (107)	70 (311)		100	1000	1000	5000
SG350LH-L	SG350LH-TL	Nylon 6.6	15.3 (389)	.330 (8.4)	.064 (1.6)	4.13 (105)	120 (534)		GTH, GS4H, GS4EH, PTH, STH2, ST3EH	50	500	250
SG350LH-L0	SG350LH-TL0	Weather Resistant Nylon 6.6	15.3 (389)	.330 (8.4)	.064 (1.6)	4.13 (105)	120 (534)	50		500	250	2500
—	SG350LH-TL30	Heat Stabilized Nylon 6.6	15.3 (389)	.330 (8.4)	.064 (1.6)	4.13 (105)	120 (534)	—		—	250	2500
SG450H-L	SG450H-C	Nylon 6.6	18.6 (471)	.380 (9.7)	.068 (1.7)	5.20 (132)	175 (778)	GTH, GS4H, GS4EH, PTH, STH2, ST3EH	50	500	100	2000
SG450H-L0	SG450H-C0	Weather Resistant Nylon 6.6	18.6 (471)	.380 (9.7)	.068 (1.7)	5.20 (132)	175 (778)		50	500	100	2000


SUPER-GRIP™ Cable Tie Mounts



SGABM20-A-C



SGABM25-A-C



SGABM25-AT-C0



SGTA1S8-C

Adhesive Backed Mounts


Part Number	Material	Used With Cable Ties	Length In. (mm)	Width In. (mm)	Mounting Method	Std. Pkg. Qty.	Std. Ctn. Qty.
SGABM20-A-C	Nylon 6.6	SG100M, SG150I	.75 (19.0)	.75 (19.0)	Rubber Based Adhesive	100	500
SGABM20-AT-C0	Weather Resistant Nylon 6.6	SG100M, SG150I	.75 (19.0)	.75 (19.0)	Acrylic Based Adhesive	100	500
SGABM25-A-C	Nylon 6.6	SG100M, SG150I, SG200S, SG250S, SG300S, SG370S	1.00 (25.4)	1.00 (25.4)	Rubber Based Adhesive	100	1000
SGABM25-AT-C0	Weather Resistant Nylon 6.6	SG100M, SG150I, SG200S, SG250S, SG300S, SG370S	1.00 (25.4)	1.00 (25.4)	Acrylic Based Adhesive	100	1000
SGABM25-S6-C	Nylon 6.6	SG100M, SG150I, SG200S, SG250S, SG300S, SG370S	1.00 (25.4)	1.00 (25.4)	#6 (M3) Screw	100	1000
SGABM25-S6-C0	Weather Resistant Nylon 6.6	SG100M, SG150I, SG200S, SG250S, SG300S, SG370S	1.00 (25.4)	1.00 (25.4)	#6 (M3) Screw	100	1000
SGABM30-A-C	Nylon 6.6	SG100M, SG150I, SG200S, SG250S, SG300S, SG370S	1.12 (28.5)	1.12 (28.5)	Rubber Based Adhesive	100	500
SGABM30-AT-C0	Weather Resistant Nylon 6.6	SG100M, SG150I, SG200S, SG250S, SG300S, SG370S	1.12 (28.5)	1.12 (28.5)	Acrylic Based Adhesive	100	500
SGABM40-A-L	Nylon 6.6	SG100M, SG150I, SG200S, SG250S, SG300S, SG370S, SG350LH, SG450H	1.50 (38.1)	1.50 (38.1)	Rubber Based Adhesive	100	500
SGABM40-AT-L0	Weather Resistant Nylon 6.6	SG100M, SG150I, SG200S, SG250S, SG300S, SG370S, SG350LH, SG450H	1.50 (38.1)	1.50 (38.1)	Acrylic Based Adhesive	100	500
SGABM50-A-L	Nylon 6.6	SG100M, SG150I, SG200S, SG250S, SG300S, SG370S, SG350LH, SG450H	2.00 (50.8)	2.00 (50.8)	Rubber Based Adhesive	100	500
SGABM50-AT-L0	Weather Resistant Nylon 6.6	SG100M, SG150I, SG200S, SG250S, SG300S, SG370S, SG350LH, SG450H	2.00 (50.8)	2.00 (50.8)	Acrylic Based Adhesive	100	500

Screw Applied Tie Anchor Mounts

Part Number	Material	Used With Cable Ties	Length In. (mm)	Width In. (mm)	Mounting Method	Std. Pkg. Qty.	Std. Ctn. Qty.
SGTA1S8-C	Nylon 6.6	SG100M, SG150I, SG200S, SG250S, SG300S, SG370S	.80 (20.3)	.37 (9.4)	#8 (M4) Screw	100	500
SGTA1S8-C0	Weather Resistant Nylon 6.6	SG100M, SG150I, SG200S, SG250S, SG300S, SG370S	.80 (20.3)	.37 (9.4)	#8 (M4) Screw	100	500



SGMPM



SGTM2S8-C

Masonry Push Mounts

Part Number	Material	Used With Cable Ties	Grip Length In. (mm)	Hole Diameter In. (mm)	Mounting Method	Std. Pkg. Qty.	Std. Ctn. Qty.
SGMPMS19-C0	Impact Modified Weather Resistant Nylon 6.6	SG100M, SG150I, SG200S, SG250S, SG300S, SG370S	.97 (24.6)	.187 (4.7)	Tree Barb	100	500
SGMPMS25-C0		SG100M, SG150I, SG200S, SG250S, SG300S, SG370S	.97 (24.6)	.250 (6.4)		100	500
SGMPMH38-L0		SG100M, SG150I, SG200S, SG250S, SG300S, SG370S, SG350LH, SG450H	1.25 (31.8)	.375 (9.5)		50	500
SGMPMWH32-L0		SG100M, SG150I, SG200S, SG250S, SG300S, SG370S, SG350LH, SG450H	1.41 (35.8)	.315 (8.0)		50	500

Screw Applied Tie Mounts

Part Number	Material	Used With Cable Ties	Length In. (mm)	Width In. (mm)	Mounting Method	Std. Pkg. Qty.	Std. Ctn. Qty.
SGTM1S6-C	Nylon 6.6	SG100M	.51 (13.0)	.37 (9.4)	#6 (M3) Screw	100	500
SGTM1S6-C0	Weather Resistant Nylon 6.6	SG100M	.51 (13.0)	.37 (9.4)	#6 (M3) Screw	100	500
SGTM2S8-C	Nylon 6.6	SG100M, SG150I, SG200S, SG250S, SG300S, SG370S	.66 (16.7)	.48 (12.2)	#8 (M4) Screw	100	500
SGTM2S8-C0	Weather Resistant Nylon 6.6	SG100M, SG150I, SG200S, SG250S, SG300S, SG370S	.66 (16.7)	.48 (12.2)	#8 (M4) Screw	100	500
SGTM3S10-C	Nylon 6.6	SG100M, SG150I, SG200S, SG250S, SG300S, SG370S, SG350LH	.91 (23.1)	.61 (15.4)	#10 (M5) Screw	100	500
SGTM3S10-C0	Weather Resistant Nylon 6.6	SG100M, SG150I, SG200S, SG250S, SG300S, SG370S, SG350LH	.91 (23.1)	.61 (15.4)	#10 (M5) Screw	100	500

WORLDWIDE SUBSIDIARIES AND SALES OFFICES

PANDUIT CANADA
Markham, Ontario
cs-cdn@panduit.com
Phone: 800.777.3300

PANDUIT EUROPE LTD.
London, UK
cs-emea@panduit.com
Phone: 44.20.8601.7200

PANDUIT SINGAPORE PTE. LTD.
Republic of Singapore
cs-ap@panduit.com
Phone: 65.6379.6700

PANDUIT JAPAN
Tokyo, Japan
cs-japan@panduit.com
Phone: 81.3.3767.7011

PANDUIT LATIN AMERICA
Jalisco, Mexico
cs-la@panduit.com
Phone: 52.333.777.6000

PANDUIT AUSTRALIA PTY. LTD.
Victoria, Australia
cs-aus@panduit.com
Phone: 61.3.9794.9020

For a copy of **PANDUIT** product warranties, log on to www.panduit.com/warranty



For more information
Visit us at www.panduit.com
Contact Customer Service by email: cs@panduit.com
or by phone: 800-777-3300 and reference **CTCB14**

©2006 **PANDUIT** Corp.
ALL RIGHTS RESERVED.
Printed in the U.S.A.
Product Bulletin Number **SA-CTCB14**
replaces SA-CTCB12
8/2006



Компания «ЭлектроПласт» предлагает заключение долгосрочных отношений при поставках импортных электронных компонентов на взаимовыгодных условиях!

Наши преимущества:

- Оперативные поставки широкого спектра электронных компонентов отечественного и импортного производства напрямую от производителей и с крупнейших мировых складов;
- Поставка более 17-ти миллионов наименований электронных компонентов;
- Поставка сложных, дефицитных, либо снятых с производства позиций;
- Оперативные сроки поставки под заказ (от 5 рабочих дней);
- Экспресс доставка в любую точку России;
- Техническая поддержка проекта, помощь в подборе аналогов, поставка прототипов;
- Система менеджмента качества сертифицирована по Международному стандарту ISO 9001;
- Лицензия ФСБ на осуществление работ с использованием сведений, составляющих государственную тайну;
- Поставка специализированных компонентов (Xilinx, Altera, Analog Devices, Intersil, Interpoint, Microsemi, Aeroflex, Peregrine, Syfer, Eurofarad, Texas Instrument, Miteq, Cobham, E2V, MA-COM, Hittite, Mini-Circuits, General Dynamics и др.);

Помимо этого, одним из направлений компании «ЭлектроПласт» является направление «Источники питания». Мы предлагаем Вам помощь Конструкторского отдела:

- Подбор оптимального решения, техническое обоснование при выборе компонента;
- Подбор аналогов;
- Консультации по применению компонента;
- Поставка образцов и прототипов;
- Техническая поддержка проекта;
- Защита от снятия компонента с производства.



Как с нами связаться

Телефон: 8 (812) 309 58 32 (многоканальный)

Факс: 8 (812) 320-02-42

Электронная почта: org@eplast1.ru

Адрес: 198099, г. Санкт-Петербург, ул. Калинина, дом 2, корпус 4, литера А.