

SUPER-GRIP™ Cable Ties & Cable Tie Mounts

*Now More
Sizes & Styles*



Innovative Solution for Bundling Wire and Cable

SUPER-GRIP™ Cable Ties and Mounts are designed to withstand rough installation practices that occur in MRO and construction projects. *SUPER-GRIP™* Cable Ties provide superior bundle tightness, excellent tensile strength, and flexibility. *SUPER-GRIP™* Cable Ties resist lateral movement on the bundle because they are more flexible and can be installed tighter. *SUPER-GRIP™* Cable Tie Mounts are available in a wide variety of styles to maximize application flexibility. The *SUPER-GRIP™* product line expands the *PANDUIT* cable tie and accessory offering, the most comprehensive bundling solution available.

Cable Ties Key Features


Benefits

| | |
|--|---|
| <i>High grip strength</i> | Grips the bundle tightly, preventing ties from moving laterally along the length of the bundle |
| <i>Thin, wide strap body</i> | Improves tie flexibility while maintaining loop tensile strength, allowing cable tie to easily conform to irregular bundle shapes |
| <i>Distinctive flared neck</i> | Offers improved strength and results in excellent small bundle performance |
| <i>Strong wedge and hinge</i> | Improves tensile strength and enables the tie to withstand rough installation practices |
| <i>Tapered tip</i> | Threads easily into head for faster installation |
| <i>Aggressive tip grips</i> | Allows temporary threading of tie, which permits positioning of tie prior to locking |
| <i>Relief on bottom of head</i> | Reduces installed head height and minimizes gap between the head and bundle |

Cable Tie Mounts Key Features

Benefits


| | |
|--------------------------------------|--|
| <i>Low profile design</i> | Positions bundle closer to mounting surface to conserve space; reduces standoff height of cable bundle |
| <i>Stronger bridge design</i> | Withstands rough installation practices beyond that of conventional designs; supports increased installation force |



Low Installed Head Height



Flared Neck



Tapered Tip with Aggressive Grips

Ordering Information

Cable Ties

| Cable Ties Part Number | | Material | Length In. (mm) | Width In. (mm) | Thickness In. (mm) | Max. Bundle Diameter In. (mm) | Min. Loop Tensile Strength Lbs. (N) | Recommended Tools | Packaging | | | |
|------------------------|--------------|-----------------------------|-----------------|----------------|--------------------|-------------------------------|-------------------------------------|--|------------------------------------|----------------|----------------|----------------|
| Standard | Bulk | | | | | | | | Std. Pkg. Qty. | Std. Ctn. Qty. | Bulk Pkg. Qty. | Bulk Ctn. Qty. |
| SG100M-C | SG100M-M | Nylon 6.6 | 4.2 (106) | .118 (3.0) | .038 (1.0) | 1.00 (25) | 18 (80) | GTS, GTSL, GS2B, PTS, PPTS, STS2 | 100 | 1000 | 1000 | 50000 |
| SG100M-C0 | SG100M-M0 | Weather Resistant Nylon 6.6 | 4.2 (106) | .118 (3.0) | .038 (1.0) | 1.00 (25) | 18 (80) | | 100 | 1000 | 1000 | 50000 |
| SG150I-C | SG150I-M | Nylon 6.6 | 6.2 (157) | .168 (4.3) | .040 (1.0) | 1.50 (38) | 40 (178) | GTS, GTSL, GS2B, PTS, PPTS, STS2 | 100 | 1000 | 1000 | 25000 |
| SG150I-C0 | SG150I-M0 | Weather Resistant Nylon 6.6 | 6.2 (157) | .168 (4.3) | .040 (1.0) | 1.50 (38) | 40 (178) | | 100 | 1000 | 1000 | 25000 |
| SG200S-C | SG200S-M | Nylon 6.6 | 8.3 (211) | .225 (5.7) | .046 (1.2) | 2.00 (51) | 50 (222) | GTS, GTSL, GS2B, GTH, GS4H, PTS, PTH, PPTS, STS2, STH2 | 100 | 1000 | 1000 | 10000 |
| SG200S-C0 | SG200S-M0 | Weather Resistant Nylon 6.6 | 8.3 (211) | .225 (5.7) | .046 (1.2) | 2.00 (51) | 50 (222) | | 100 | 1000 | 1000 | 10000 |
| — | SG200S-M30 | Heat Stabilized Nylon 6.6 | 8.3 (211) | .225 (5.7) | .046 (1.2) | 2.00 (51) | 50 (222) | | — | — | 1000 | 10000 |
| SG250S-C | — | Nylon 6.6 | 10.4 (264) | .225 (5.7) | .050 (1.3) | 2.60 (66) | 70 (311) | GTS, GTSL, GS2B, GTH, GS4H, PTS, PTH, PPTS, STS2, STH2 | 100 | 1000 | — | — |
| SG250S-C0 | — | Weather Resistant Nylon 6.6 | 10.4 (264) | .225 (5.7) | .050 (1.3) | 2.60 (66) | 70 (311) | | 100 | 1000 | — | — |
| SG300S-C | SG300S-M | Nylon 6.6 | 12.4 (315) | .225 (5.7) | .050 (1.3) | 3.20 (81) | 70 (311) | | 100 | 1000 | 1000 | 10000 |
| SG300S-C0 | SG300S-M0 | Weather Resistant Nylon 6.6 | 12.4 (315) | .225 (5.7) | .050 (1.3) | 3.20 (81) | 70 (311) | | 100 | 1000 | 1000 | 10000 |
| — | SG300S-M30 | Heat Stabilized Nylon 6.6 | 12.4 (315) | .225 (5.7) | .050 (1.3) | 3.20 (81) | 70 (311) | | — | — | 1000 | 10000 |
| SG370S-C | SG370S-M | Nylon 6.6 | 15.3 (389) | .225 (5.7) | .052 (1.3) | 4.20 (107) | 70 (311) | | 100 | 1000 | 1000 | 5000 |
| SG370S-C0 | SG370S-M0 | Weather Resistant Nylon 6.6 | 15.3 (389) | .225 (5.7) | .052 (1.3) | 4.20 (107) | 70 (311) | | 100 | 1000 | 1000 | 5000 |
| SG350LH-L | SG350LH-TL | Nylon 6.6 | 15.3 (389) | .330 (8.4) | .064 (1.6) | 4.13 (105) | 120 (534) | | GTH, GS4H, GS4EH, PTH, STH2, ST3EH | 50 | 500 | 250 |
| SG350LH-L0 | SG350LH-TL0 | Weather Resistant Nylon 6.6 | 15.3 (389) | .330 (8.4) | .064 (1.6) | 4.13 (105) | 120 (534) | 50 | | 500 | 250 | 2500 |
| — | SG350LH-TL30 | Heat Stabilized Nylon 6.6 | 15.3 (389) | .330 (8.4) | .064 (1.6) | 4.13 (105) | 120 (534) | — | | — | 250 | 2500 |
| SG450H-L | SG450H-C | Nylon 6.6 | 18.6 (471) | .380 (9.7) | .068 (1.7) | 5.20 (132) | 175 (778) | GTH, GS4H, GS4EH, PTH, STH2, ST3EH | 50 | 500 | 100 | 2000 |
| SG450H-L0 | SG450H-C0 | Weather Resistant Nylon 6.6 | 18.6 (471) | .380 (9.7) | .068 (1.7) | 5.20 (132) | 175 (778) | | 50 | 500 | 100 | 2000 |

SUPER-GRIP™ Cable Tie Mounts




SGABM20-A-C



SGABM25-A-C



SGABM25-AT-C0



SGTA1S8-C

Adhesive Backed Mounts


| Part Number | Material | Used With Cable Ties | Length In. (mm) | Width In. (mm) | Mounting Method | Std. Pkg. Qty. | Std. Ctn. Qty. |
|---------------|-----------------------------|---|-----------------|----------------|------------------------|----------------|----------------|
| SGABM20-A-C | Nylon 6.6 | SG100M, SG150I | .75 (19.0) | .75 (19.0) | Rubber Based Adhesive | 100 | 500 |
| SGABM20-AT-C0 | Weather Resistant Nylon 6.6 | SG100M, SG150I | .75 (19.0) | .75 (19.0) | Acrylic Based Adhesive | 100 | 500 |
| SGABM25-A-C | Nylon 6.6 | SG100M, SG150I, SG200S, SG250S, SG300S, SG370S | 1.00 (25.4) | 1.00 (25.4) | Rubber Based Adhesive | 100 | 1000 |
| SGABM25-AT-C0 | Weather Resistant Nylon 6.6 | SG100M, SG150I, SG200S, SG250S, SG300S, SG370S | 1.00 (25.4) | 1.00 (25.4) | Acrylic Based Adhesive | 100 | 1000 |
| SGABM25-S6-C | Nylon 6.6 | SG100M, SG150I, SG200S, SG250S, SG300S, SG370S | 1.00 (25.4) | 1.00 (25.4) | #6 (M3) Screw | 100 | 1000 |
| SGABM25-S6-C0 | Weather Resistant Nylon 6.6 | SG100M, SG150I, SG200S, SG250S, SG300S, SG370S | 1.00 (25.4) | 1.00 (25.4) | #6 (M3) Screw | 100 | 1000 |
| SGABM30-A-C | Nylon 6.6 | SG100M, SG150I, SG200S, SG250S, SG300S, SG370S | 1.12 (28.5) | 1.12 (28.5) | Rubber Based Adhesive | 100 | 500 |
| SGABM30-AT-C0 | Weather Resistant Nylon 6.6 | SG100M, SG150I, SG200S, SG250S, SG300S, SG370S | 1.12 (28.5) | 1.12 (28.5) | Acrylic Based Adhesive | 100 | 500 |
| SGABM40-A-L | Nylon 6.6 | SG100M, SG150I, SG200S, SG250S, SG300S, SG370S, SG350LH, SG450H | 1.50 (38.1) | 1.50 (38.1) | Rubber Based Adhesive | 100 | 500 |
| SGABM40-AT-L0 | Weather Resistant Nylon 6.6 | SG100M, SG150I, SG200S, SG250S, SG300S, SG370S, SG350LH, SG450H | 1.50 (38.1) | 1.50 (38.1) | Acrylic Based Adhesive | 100 | 500 |
| SGABM50-A-L | Nylon 6.6 | SG100M, SG150I, SG200S, SG250S, SG300S, SG370S, SG350LH, SG450H | 2.00 (50.8) | 2.00 (50.8) | Rubber Based Adhesive | 100 | 500 |
| SGABM50-AT-L0 | Weather Resistant Nylon 6.6 | SG100M, SG150I, SG200S, SG250S, SG300S, SG370S, SG350LH, SG450H | 2.00 (50.8) | 2.00 (50.8) | Acrylic Based Adhesive | 100 | 500 |

Screw Applied Tie Anchor Mounts

| Part Number | Material | Used With Cable Ties | Length In. (mm) | Width In. (mm) | Mounting Method | Std. Pkg. Qty. | Std. Ctn. Qty. |
|-------------|-----------------------------|--|-----------------|----------------|-----------------|----------------|----------------|
| SGTA1S8-C | Nylon 6.6 | SG100M, SG150I, SG200S, SG250S, SG300S, SG370S | .80 (20.3) | .37 (9.4) | #8 (M4) Screw | 100 | 500 |
| SGTA1S8-C0 | Weather Resistant Nylon 6.6 | SG100M, SG150I, SG200S, SG250S, SG300S, SG370S | .80 (20.3) | .37 (9.4) | #8 (M4) Screw | 100 | 500 |



SGMPM



SGTM2S8-C

Masonry Push Mounts

| Part Number | Material | Used With Cable Ties | Grip Length In. (mm) | Hole Diameter In. (mm) | Mounting Method | Std. Pkg. Qty. | Std. Ctn. Qty. |
|--------------|---|---|----------------------|------------------------|-----------------|----------------|----------------|
| SGMPMS19-C0 | Impact Modified Weather Resistant Nylon 6.6 | SG100M, SG150I, SG200S, SG250S, SG300S, SG370S | .97 (24.6) | .187 (4.7) | Tree Barb | 100 | 500 |
| SGMPMS25-C0 | | SG100M, SG150I, SG200S, SG250S, SG300S, SG370S | .97 (24.6) | .250 (6.4) | | 100 | 500 |
| SGMPMH38-L0 | | SG100M, SG150I, SG200S, SG250S, SG300S, SG370S, SG350LH, SG450H | 1.25 (31.8) | .375 (9.5) | | 50 | 500 |
| SGMPMWH32-L0 | | SG100M, SG150I, SG200S, SG250S, SG300S, SG370S, SG350LH, SG450H | 1.41 (35.8) | .315 (8.0) | | 50 | 500 |

Screw Applied Tie Mounts

| Part Number | Material | Used With Cable Ties | Length In. (mm) | Width In. (mm) | Mounting Method | Std. Pkg. Qty. | Std. Ctn. Qty. |
|-------------|-----------------------------|---|-----------------|----------------|-----------------|----------------|----------------|
| SGTM1S6-C | Nylon 6.6 | SG100M | .51 (13.0) | .37 (9.4) | #6 (M3) Screw | 100 | 500 |
| SGTM1S6-C0 | Weather Resistant Nylon 6.6 | SG100M | .51 (13.0) | .37 (9.4) | #6 (M3) Screw | 100 | 500 |
| SGTM2S8-C | Nylon 6.6 | SG100M, SG150I, SG200S, SG250S, SG300S, SG370S | .66 (16.7) | .48 (12.2) | #8 (M4) Screw | 100 | 500 |
| SGTM2S8-C0 | Weather Resistant Nylon 6.6 | SG100M, SG150I, SG200S, SG250S, SG300S, SG370S | .66 (16.7) | .48 (12.2) | #8 (M4) Screw | 100 | 500 |
| SGTM3S10-C | Nylon 6.6 | SG100M, SG150I, SG200S, SG250S, SG300S, SG370S, SG350LH | .91 (23.1) | .61 (15.4) | #10 (M5) Screw | 100 | 500 |
| SGTM3S10-C0 | Weather Resistant Nylon 6.6 | SG100M, SG150I, SG200S, SG250S, SG300S, SG370S, SG350LH | .91 (23.1) | .61 (15.4) | #10 (M5) Screw | 100 | 500 |

WORLDWIDE SUBSIDIARIES AND SALES OFFICES

PANDUIT CANADA
Markham, Ontario
cs-cdn@panduit.com
Phone: 800.777.3300

PANDUIT EUROPE LTD.
London, UK
cs-emea@panduit.com
Phone: 44.20.8601.7200

PANDUIT SINGAPORE PTE. LTD.
Republic of Singapore
cs-ap@panduit.com
Phone: 65.6379.6700

PANDUIT JAPAN
Tokyo, Japan
cs-japan@panduit.com
Phone: 81.3.3767.7011

PANDUIT LATIN AMERICA
Jalisco, Mexico
cs-la@panduit.com
Phone: 52.333.777.6000

PANDUIT AUSTRALIA PTY. LTD.
Victoria, Australia
cs-aus@panduit.com
Phone: 61.3.9794.9020

For a copy of PANDUIT product warranties, log on to www.panduit.com/warranty



For more information
Visit us at www.panduit.com
Contact Customer Service by email: cs@panduit.com
or by phone: 800-777-3300 and reference CTCB14

©2006 PANDUIT Corp.
ALL RIGHTS RESERVED.
Printed in the U.S.A.
Product Bulletin Number **SA-CTCB14**
replaces SA-CTCB12
8/2006



Компания «ЭлектроПласт» предлагает заключение долгосрочных отношений при поставках импортных электронных компонентов на взаимовыгодных условиях!

Наши преимущества:

- Оперативные поставки широкого спектра электронных компонентов отечественного и импортного производства напрямую от производителей и с крупнейших мировых складов;
- Поставка более 17-ти миллионов наименований электронных компонентов;
- Поставка сложных, дефицитных, либо снятых с производства позиций;
- Оперативные сроки поставки под заказ (от 5 рабочих дней);
- Экспресс доставка в любую точку России;
- Техническая поддержка проекта, помощь в подборе аналогов, поставка прототипов;
- Система менеджмента качества сертифицирована по Международному стандарту ISO 9001;
- Лицензия ФСБ на осуществление работ с использованием сведений, составляющих государственную тайну;
- Поставка специализированных компонентов (Xilinx, Altera, Analog Devices, Intersil, Interpoint, Microsemi, Aeroflex, Peregrine, Syfer, Eurofarad, Texas Instrument, Miteq, Cobham, E2V, MA-COM, Hittite, Mini-Circuits, General Dynamics и др.);

Помимо этого, одним из направлений компании «ЭлектроПласт» является направление «Источники питания». Мы предлагаем Вам помощь Конструкторского отдела:

- Подбор оптимального решения, техническое обоснование при выборе компонента;
- Подбор аналогов;
- Консультации по применению компонента;
- Поставка образцов и прототипов;
- Техническая поддержка проекта;
- Защита от снятия компонента с производства.



Как с нами связаться

Телефон: 8 (812) 309 58 32 (многоканальный)

Факс: 8 (812) 320-02-42

Электронная почта: org@eplast1.ru

Адрес: 198099, г. Санкт-Петербург, ул. Калинина, дом 2, корпус 4, литера А.