

Isolators



CEG23 Series

■ Features

Small size: 2.0×2.0×1.0mm
 Low Insertion Loss, High Isolation
 Compliance with RoHS Directive

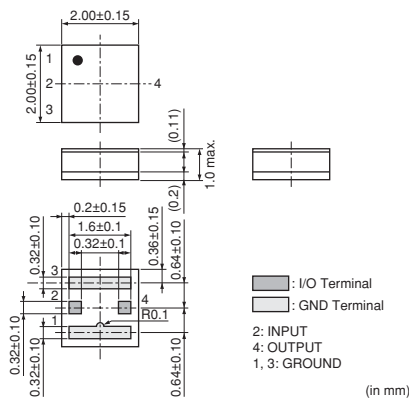
■ Applications

Mobile Phone



CEG23

■ Dimensions



■ Standard Specifications

Part Number	Fo (MHz)	IL at BW (max.) (dB)	Isolation (min.) (dB)	Rating Power (max.) (W)
CEG231G44CCB101	1445.4	0.68	10	1.2
CEG231G73DCB100	1732.5	0.65	10	1.2
CEG231G74DCB100	1747.5	0.7	8	1.2
CEG231G76CCB100	1767.4	0.65	10	1.2
CEG231G88DCB100	1880	0.65	10	1.2
CEG231G88DCB101	1882.5	0.65	10	1.2
CEG231G95DCB100	1950	0.65	10	1.2
CEG231G95ECB100	1952.5	0.8	6	1.2
CEG232G01BCB100	2017.5	0.69	10	1.2
CEG232G35DCB100	2350	0.65	7	1.2
CEG232G53DCB100	2535	0.63	8	1.2
CEG232G59CCB100	2595	0.63	8	1.2
CEG23707MCCB000	707	0.76	9.5	1.2
CEG23787MDCB000	787	0.65	10	1.2
CEG23832MDCB000	832	0.65	9.4	1.2
CEG23836MDCB000	836.5	0.65	10	1.2
CEG23847MDCB000	847	0.63	9.5	1.2
CEG23897MDCB000	897.5	0.68	9	1.2
CEG23911MDCB000	911.5	0.65	10	1.2

Isolators



CES Series

■ Features

CES20: 3.2×2.5×1.2mm

CES30: 3.2×3.2×1.6mm

CES40: 4.0×4.0×1.7mm

Low Insertion Loss, High Isolation

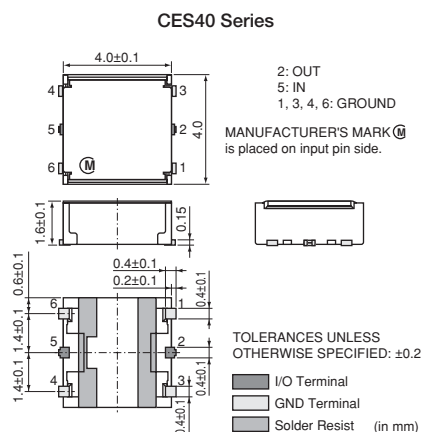
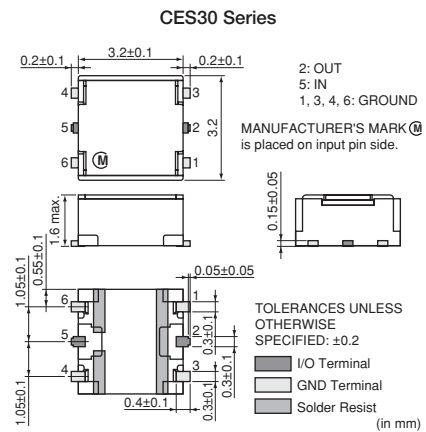
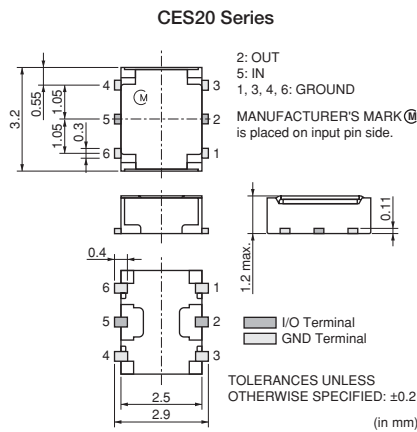
Compliance with RoHS Directive

■ Applications

Base Station



■ Dimensions



■ Standard Specifications

Part Number	Fo (MHz)	IL at BW (max.) (dB)	Isolation (min.) (dB)	Rating Power (max.) (W)
CES201G90CCB000	1900	0.6	13.5	5
CES202G35DCB000	2350	0.77	8.5	5
CES202G45DCB000	2450	0.77	9	5
CES202G53DCB000	2535	0.67	10.5	5
CES202G59CCB000	2595	0.7	8	5
CES202G59ECB000	2592.5	0.9	6	5
CES301G74DCB000	1747.5	0.74	10.5	5

Continued on the following page.

Continued from the preceding page.

Part Number	Fo (MHz)	IL at BW (max.) (dB)	Isolation (min.) (dB)	Rating Power (max.) (W)
CES301G76CCB000	1765	0.7	12	5
CES301G84DCB000	1842.5	0.68	11	5
CES301G88DCB000	1880	0.64	13	5
CES301G90CCB000	1900	0.62	14.5	5
CES301G95DCB000	1950	0.6	13	5
CES301G95ECB000	1952.5	0.82	9	5
CES301G96DCB000	1960	0.6	13	5
CES302G14DCB000	2140	0.62	13	5
CES40836MDCB000	836.5	0.75	10.5	5
CES40881MDCB000	881.5	0.73	10	5
CES40897MDCB000	897.5	0.75	10	5
CES40906MDCB000	906	0.78	10	5
CES40942MDCB000	942.5	0.85	10	5

Part Numbering

Isolators

(Part Number)

CE	G23	1G95	DCB100	RA1
①	②	③	④	⑤

① Product ID

Product ID	
CE	Isolators

② Series

Code	Series
G23	2.0×2.0×1.0mm
S20	3.2×2.5×1.2mm
S30	3.2×3.2×1.6mm
S40	4.0×4.0×1.7mm

③ Nominal Center Frequency

Expressed by four-digits alphanumerics. If the unit is "MHz", it is expressed by three figures plus "M". If the unit is "GHz", a decimal point is expressed by capital letter "G".

④ Individual Specification Code

Expressed by three letters and three figures.

⑤ Packaging

Code	Packaging
RA1	1000 pcs. /Reel (CES20, CEG23)
RAB	500 pcs. /Reel (CES30, CES40)
RB2	2000 pcs. /Reel (CES30, CES40)
RB4	4000 pcs. /Reel (CES20)
RB5	5000 pcs. /Reel (CEG23)

EU RoHS Compliant

- All the products in this catalog comply with EU RoHS.
- EU RoHS is "the European Directive 2011/65/EU on the Restriction of the Use of Certain Hazardous Substances in Electrical and Electronic Equipment."
- For more details, please refer to our website 'Murata's Approach for EU RoHS' (<http://www.murata.com/info/rohs.html>).

⚠Note:

1. Export Control

<For customers outside Japan>

No Murata products should be used or sold, through any channels, for use in the design, development, production, utilization, maintenance or operation of, or otherwise contribution to (1) any weapons (Weapons of Mass Destruction [nuclear, chemical or biological weapons or missiles] or conventional weapons) or (2) goods or systems specially designed or intended for military end-use or utilization by military end-users.

<For customers in Japan>

For products which are controlled items subject to the "Foreign Exchange and Foreign Trade Law" of Japan, the export license specified by the law is required for export.

2. Please contact our sales representatives or product engineers before using the products in this catalog for the applications listed below, which require especially high reliability for the prevention of defects which might directly damage a third party's life, body or property, or when one of our products is intended for use in applications other than those specified in this catalog.

- | | |
|-----------------------------|--|
| ① Aircraft equipment | ② Aerospace equipment |
| ③ Undersea equipment | ④ Power plant equipment |
| ⑤ Medical equipment | ⑥ Transportation equipment (vehicles, trains, ships, etc.) |
| ⑦ Traffic signal equipment | ⑧ Disaster prevention / crime prevention equipment |
| ⑨ Data-processing equipment | ⑩ Application of similar complexity and/or reliability requirements to the applications listed above |

3. Product specifications in this catalog are as of November 2012. They are subject to change or our products in it may be discontinued without advance notice.

Please check with our sales representatives or product engineers before ordering. If there are any questions, please contact our sales representatives or product engineers.

4. Please read rating and ⚠CAUTION (for storage, operating, rating, soldering, mounting and handling) in this catalog to prevent smoking and/or burning, etc.

5. This catalog has only typical specifications. Therefore, please approve our product specifications or transact the approval sheet for product specifications before ordering.

6. Please note that unless otherwise specified, we shall assume no responsibility whatsoever for any conflict or dispute that may occur in connection with the effect of our and/or a third party's intellectual property rights and other related rights in consideration of your use of our products and/or information described or contained in our catalogs. In this connection, no representation shall be made to the effect that any third parties are authorized to use the rights mentioned above under licenses without our consent.

7. No ozone depleting substances (ODS) under the Montreal Protocol are used in our manufacturing process.



Компания «ЭлектроПласт» предлагает заключение долгосрочных отношений при поставках импортных электронных компонентов на взаимовыгодных условиях!

Наши преимущества:

- Оперативные поставки широкого спектра электронных компонентов отечественного и импортного производства напрямую от производителей и с крупнейших мировых складов;
- Поставка более 17-ти миллионов наименований электронных компонентов;
- Поставка сложных, дефицитных, либо снятых с производства позиций;
- Оперативные сроки поставки под заказ (от 5 рабочих дней);
- Экспресс доставка в любую точку России;
- Техническая поддержка проекта, помощь в подборе аналогов, поставка прототипов;
- Система менеджмента качества сертифицирована по Международному стандарту ISO 9001;
- Лицензия ФСБ на осуществление работ с использованием сведений, составляющих государственную тайну;
- Поставка специализированных компонентов (Xilinx, Altera, Analog Devices, Intersil, Interpoint, Microsemi, Aeroflex, Peregrine, Syfer, Eurofarad, Texas Instrument, Miteq, Cobham, E2V, MA-COM, Hittite, Mini-Circuits, General Dynamics и др.);

Помимо этого, одним из направлений компании «ЭлектроПласт» является направление «Источники питания». Мы предлагаем Вам помощь Конструкторского отдела:

- Подбор оптимального решения, техническое обоснование при выборе компонента;
- Подбор аналогов;
- Консультации по применению компонента;
- Поставка образцов и прототипов;
- Техническая поддержка проекта;
- Защита от снятия компонента с производства.



Как с нами связаться

Телефон: 8 (812) 309 58 32 (многоканальный)

Факс: 8 (812) 320-02-42

Электронная почта: org@eplast1.ru

Адрес: 198099, г. Санкт-Петербург, ул. Калинина, дом 2, корпус 4, литера А.