

Bedside Infotainment Terminal

BIS Series

Preliminary

BIS-W19C-ULT4

18.5" Medical Panel PC with 7th Generation Intel® mobile ULT Core™ i5/Celeron® processor


Features

- 18.5" 16:9 LED panel (1366 x 768 / 1920 x 1080)
- 7th generation Intel® Core™ i5-7300U and Celeron® 3865 CPU
- Projected capacitive touchscreen supports multi-touch
- IP65 compliant front bezel
- Anti-bacteria cover
- HDMI input supported (monitor mode)
- Optional 3-in-1 card reader: MSR, SCR and fingerprint
- Optional Mifare RFID module
- Optional VoIP phone handset
- Optional handle module with barcode scanner and reading light



It's a medical grade PC as well as a monitor!

A Integrated a wireless video streaming device



B Connected with a physical cable (with an extra HDMI extension cord from board to I/O)



For HDMI input function, we put a physical button here to make the mode switching process more smoothly and friendly.

Applications



● Push notification services for patients

Inpatients may need health education from hospital or reading the preoperative notice before surgery. The BIS-W19C-ULT3 could be integrated with the hospital server to realize these functions, with which most of the action of health education could be digitized to reduce human resources.



● HIS/NIS system for nurses

Most of the hospitals make use of digital information system to avoid human error and to optimize caring flow. The BIS-W19C-ULT3 could be integrated with the HIS/NIS system, from which clinicians can easily check doctors' prescriptions and record patients' vital information to the data center directly.



● Entertainment for patients

Inpatients in the hospital may have plenty of time except consultation of doctors or doing a surgery, which means inpatients also need some entertainments. The BIS-W19C-ULT3 could be integrated with the bedside software applications which aggregate various functions that inpatients may need. The bedside solution could offer inpatients all the daily requirements.



● Patient counseling discussion

Ward rounds are a major daily work of doctors. It is difficult for the doctor to carry all patients' medical information during ward rounds. The generation of digital healthcare is happening. The doctor can just bring a tablet during ward rounds to explain all the medical conditions to each inpatient. Wireless video streaming to a bigger screen helps doctors, inpatients and family members have a more convenient discussing environment.

Specifications

Model		BIS-W19C-ULT4	
LCD Specifications	LCD Display	18.5" (16:9)	
	Max Resolution	1366 (W) x 768 (H) / 1920 (W) x 1080 (H)	
	Brightness (cd/m ²)	250 / 350	
	Contrast Ratio	1000:1	
	LCD Color	16.7M colors (RGB 6-bit) / 16.7M colors (RGB true 8-bit)	
	Pixel Pitch (mm)	0.3 (H) x 0.3 (V) / 0.213 (H) x 0.213 (V)	
	Viewing Angle (H-V)	170°(H) / 160°(V), 178°(H) / 178°(V)	
	Backlight MTBF (hrs)	30000 (LED backlight) / 50000 (LED backlight)	
Touch	Touchscreen	Projected capacitive type with USB interface	
	Surface Hardness	6H	
System	CPU Support	Intel® Kabylake ULT platform Core™ i5-7300U and Celeron® 3865U	
	RAM	Two 260-pin 2133/1866 MHz dual-channel DDR4 non-ECC unbuffered SO-DIMMs (system max. 32GB)	
	I/O Port	Rear	1 x 1.5kV isolation COM port 1 x 12~28V DC Jack 1 x GbE LAN port 2 x USB 3.0 port
		Bottom	1 x RJ-11 for barcode scanner (1D/2D) 1 x GbE LAN port 2 x USB 3.0 port 1 x HDMI output
		Side	1 x HDMI input 2 x USB 2.0 port 1 x Audio out 1 x Mic in
	Storage	1 x 2.5" SATA 6Gb/s HDD bay 1 x mSATA (E-Window)	
	Audio	2 x 2W speaker	
	Webcam & Microphone	2-megapixel CMOS front-facing camera with auto-focus and digital microphone	
LED Indicator	RFID indicator LED		
Other Features	Monitor Mode	Yes	
	Function Key	1 x LCD on/off 1 x Brightness up 1 x Brightness down 1 x Volume up 1 x Volume down 1 x Touch lock button for cleaning	
		Combinations: 1 x Auto-dimming on/off	
	Light Sensor	Ambient light sensor for panel brightness adjustment	
	Cooling Method	Fan-less	
Connectivity	Wi-Fi and Bluetooth	IEEE 802.11 a/b/g/n/ac 2T2R module with Bluetooth V4.1 (M.2 2230 A-E key module)	
Physical	Construction Material	ABS+PC plastic with anti-bacterial material	
	Mounting	Wall, Stand and Arm VESA 100/75	
	Net Weight	6.5 kg	
	Dimensions (WxHxD) (mm)	478.6 x 317.3 x 60.1	
Environment	Operating Temperature	0°C~40°C	
	Storage Temperature	-20°C~60°C	
	Humidity	10% to 95% (non-condensing)	
	Vibration	1G	
	Shock	Operating Shock: 5G peak acceleration (11ms duration) Non-Operating Shock: 15G peak acceleration (11ms duration)	
	IP Level	IP65 compliant front panel	
Power	Power Input	12V~28V DC input	
	Power Adapter	120W medical power adapter: Input: 100V~240V AC, Output: 19V DC	

Ordering Information

Part No.	Description
BIS-W19CF-ULT4-C/PC/4G-R10	18.5" 350 cd/m ² 1920 x 1080 panel PC with 7th generation 14nm Intel® mobile Celeron® 3865U (15W) on-board processor (ULT), one 4GB DDR4 RAM, 802.11a/b/g/n/ac Wi-Fi module, PCAP touchscreen, 2-megapixel camera, microphone, R10
BIS-W19CF-ULT4-i5/PC/4G-R10	18.5" 350 cd/m ² 1920 x 1080 panel PC with 7th generation 14nm Intel® mobile Core™ i5-7300U (15W) on-board processor (ULT), one 4GB DDR4 RAM, 802.11a/b/g/n/ac Wi-Fi module, PCAP touchscreen, 2-megapixel camera, microphone, R10
BIS-W19C-ULT4-C/PC/4G-R10	18.5" 250 cd/m ² 1366 x 768 panel PC with 7th generation 14nm Intel® mobile Celeron® 3865U (15W) on-board processor (ULT), one 4GB DDR4 RAM, 802.11a/b/g/n/ac Wi-Fi module, PCAP touchscreen, 2-megapixel camera, microphone, R10
BIS-W19C-ULT4-i5/PC/4G-R10	18.5" 250 cd/m ² 1366 x 768 panel PC with 7th generation 14nm Intel® mobile Core™ i5-7300U (15W) on-board processor (ULT), one 4GB DDR4 RAM, 802.11a/b/g/n/ac Wi-Fi module, PCAP touchscreen, 2-megapixel camera, microphone, R10

Options

Number	Description
MEDP-HS-R10	USB interface VoIP phone and its holder, white
MEDP-CR-02-R10	Magnetic card reader/Smart card reader/Fingerprint sensor, white
MEDP-HD-R10	Metal handle covered with soft rubber
MEDP-HD-BR-R11	Metal handle covered with soft rubber, with barcode reader and reading light, White
MEDP-MF-RFID-04-R10	Mifare RFID reader, 13.56MHz, with LED indicator and 100mm antenna, IEI assembly only
MEDP-TPM-04-R10	Trusted platform module kit with 300mm cable, IEI assembly only
MEDP-EZS-R10	VESA 100 x 100 mm panel PC stand with a cable management hole, white
BIS-W19C-ULT4-W10E64-V-R10	OS Image with Windows Embedded Standard 10 E Value 64-bit for BIS-W19C, with DVD-ROM, RoHS
POCP-CC04-R10	BIS-19C-ULT4 cable cover, white, plastic, R10

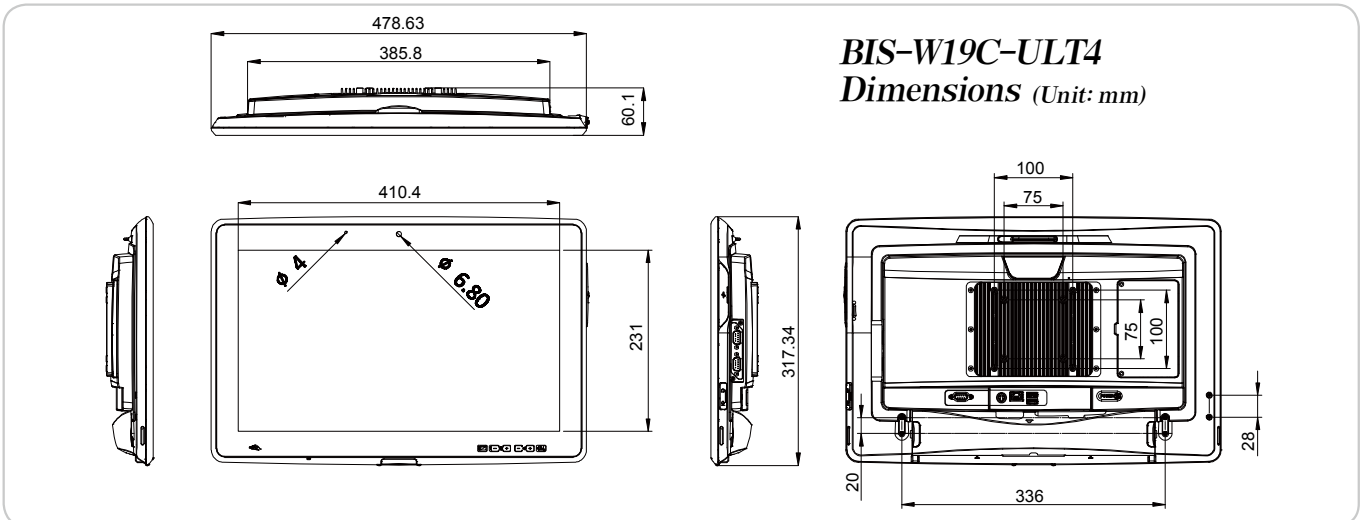
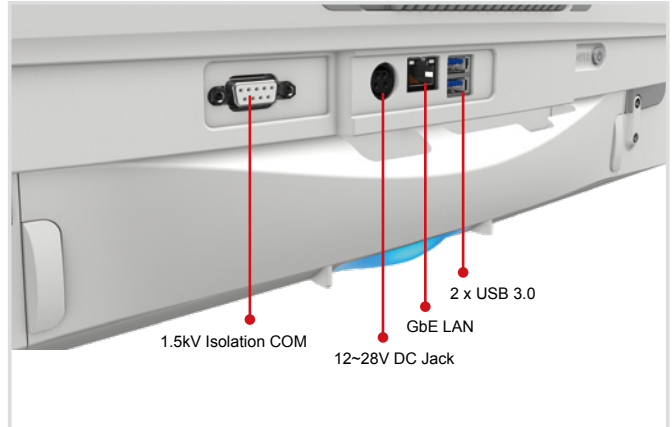
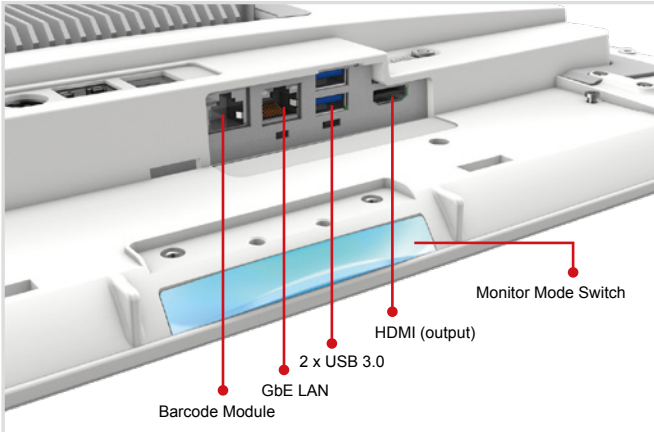
IQ Mounting Options

Item	Part No.
Wall Mount Kit	AFLWK-19B
Arm	ARM-31-RS
Stand	STAND-300SW-RS/STAND-A21-R10

Packing List

Item	Part No.	Q'ty	Description
Utility CD		1	Drivers and User Manual
Power Adapter		1	120W medical power adapter: Input: 90V~264V AC, Output: 19 V DC
Power Cord		1	European power cords, 183 CM, C13

I/O Interface





Компания «ЭлектроПласт» предлагает заключение долгосрочных отношений при поставках импортных электронных компонентов на взаимовыгодных условиях!

Наши преимущества:

- Оперативные поставки широкого спектра электронных компонентов отечественного и импортного производства напрямую от производителей и с крупнейших мировых складов;
- Поставка более 17-ти миллионов наименований электронных компонентов;
- Поставка сложных, дефицитных, либо снятых с производства позиций;
- Оперативные сроки поставки под заказ (от 5 рабочих дней);
- Экспресс доставка в любую точку России;
- Техническая поддержка проекта, помощь в подборе аналогов, поставка прототипов;
- Система менеджмента качества сертифицирована по Международному стандарту ISO 9001;
- Лицензия ФСБ на осуществление работ с использованием сведений, составляющих государственную тайну;
- Поставка специализированных компонентов (Xilinx, Altera, Analog Devices, Intersil, Interpoint, Microsemi, Aeroflex, Peregrine, Syfer, Eurofarad, Texas Instrument, Miteq, Cobham, E2V, MA-COM, Hittite, Mini-Circuits, General Dynamics и др.);

Помимо этого, одним из направлений компании «ЭлектроПласт» является направление «Источники питания». Мы предлагаем Вам помощь Конструкторского отдела:

- Подбор оптимального решения, техническое обоснование при выборе компонента;
- Подбор аналогов;
- Консультации по применению компонента;
- Поставка образцов и прототипов;
- Техническая поддержка проекта;
- Защита от снятия компонента с производства.



Как с нами связаться

Телефон: 8 (812) 309 58 32 (многоканальный)

Факс: 8 (812) 320-02-42

Электронная почта: org@eplast1.ru

Адрес: 198099, г. Санкт-Петербург, ул. Калинина, дом 2, корпус 4, литера А.