

Features

- Compact design, long life and high reliability
- Momentary switch
- Triple LED design
- Flatted and knurled shaft styles
- Bushing and bushingless options



PEL12T - 12 mm Encoder with Switch and Illuminated Shaft

Electrical Characteristics

Output.....	2-bit quadrature code
Closed Circuit Resistance	3 ohms maximum
Contact Rating.....	0.5 mA @ 5 VDC
Insulation Resistance	100 megohms @ 250 VDC
Dielectric Withstanding Voltage	
Sea Level.....	300 VAC minimum
Electrical Travel	Continuous
Contact Bounce (15 RPM).....	2.0 ms. maximum**
RPM (Operating)	100 maximum**

Environmental Characteristics

Operating Temperature Range	-10 °C to +70 °C (+14 °F to +158 °F)
Storage Temperature Range	-40 °C to +85 °C (-40 °F to +185 °F)
Operating Humidity.....	25 % to 85 % R.H.
Rotational Life.....	30,000 cycles minimum
Switch Life	20,000 cycles minimum
IP Rating.....	IP 40

Mechanical Characteristics

Mechanical Angle	360 ° continuous
Detent Torque	30 to 200 g-cm (0.42 to 2.77 oz.-in.)
Running Torque	50 g-cm (0.69 oz.-in.) maximum
Shaft Strength (Push).....	5 kgf (11.0 lbs.)
Shaft Strength (Pull)	10 kgf (22.0 lbs.)
Weight	3 gm (0.1 oz.) maximum
Terminals.....	Printed circuit board terminals
Soldering Condition	
Wave Soldering.....	Sn95.5/Ag2.8/Cu0.7 solder with no-clean flux: 260 °C max. for 5 ± 1 seconds
Hand Soldering	Not recommended
Hardware	No hardware supplied

Switch Characteristics

Switch Type	Contact Push ON Momentary SPST
Power Rating (Resistive Load)	10 mA at 5 V DC
Contact Resistance	100 milliohms
Switch Travel	0.5 +0.0/-0.3 mm
Switch Actuation Force	450 ± 200 gf (15.9 ± 7.0 oz.)

How To Order

PEL12T - 4 0 21 F - S 1 024

Model _____

Terminal Configuration _____
 4 = Horizontal Mount/Rear Exit PC Pin

Detent Option _____
 0 = No Detents 2 = 24 Detents

Standard Shaft Length _____

Flatted:	Knurled:	
16 = 16.0 mm	25 = 25.0 mm	
18 = 18.5 mm		
21 = 21.0 mm		
26 = 26.0 mm		
31 = 31.0 mm		

Shaft Style _____
 F = Insulated Flatted Shaft S = Insulated Knurled Shaft (18 Teeth)
 G = Insulated Flatted Shaft w/Bushing*** T = Insulated Knurled Shaft (18 Teeth) w/Bushing

Switch Configuration _____
 S = Push Momentary Switch

LED Color _____
 Triple:
 1 = Red/Green/Blue

Resolution _____
 024 = 24 Pulses per 360 ° Rotation

*** Available in 18.5, 21 and 26 mm shaft lengths.

*RoHS Directive 2002/95/EC Jan. 27, 2003 including annex and RoHS Recast 2011/65/EU June 8, 2011.

**Devices are tested using standard noise reduction filters. For optimum performance, designers should use noise reduction filters in their circuits. Specifications are subject to change without notice.

Customers should verify actual device performance in their specific applications.

Applications

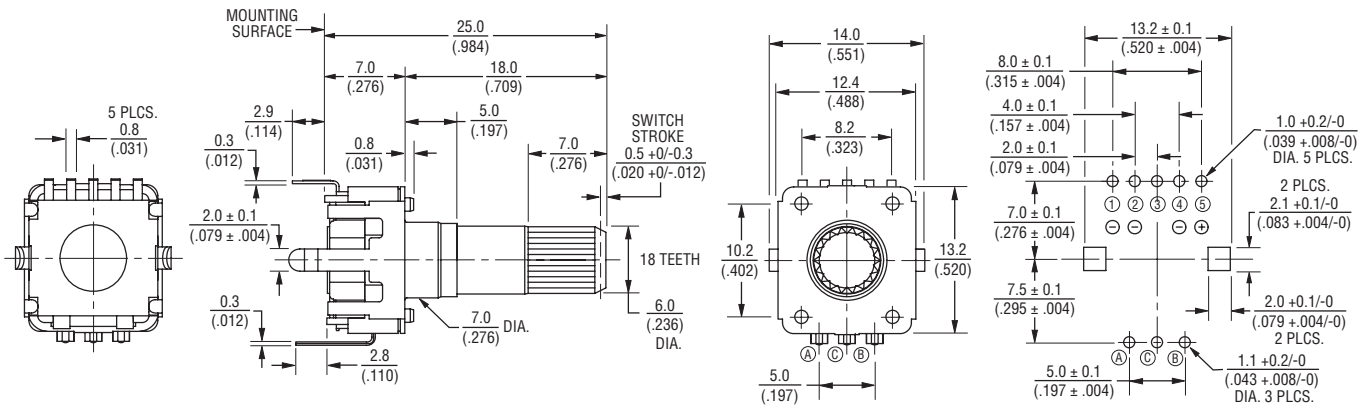
Level control, tuning and timer settings in:

- Audio-visual equipment
- Consumer electric appliances
- Musical instrumentation
- Communications equipment

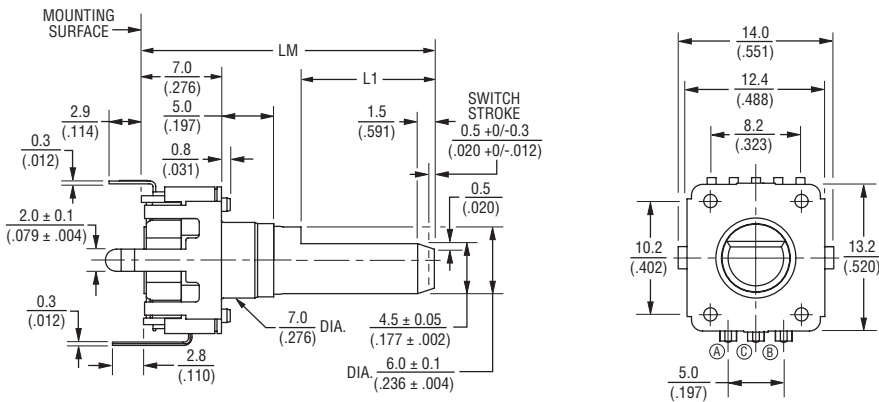
PEL12T - 12 mm Encoder with Switch and Illuminated Shaft BOURNS®

Product Dimensions

PEL12T-4xxxS-S1024 (Horizontal Mount w/Triple LED & Switch, Knurled Shaft)



PEL12T-4xxxF-S1024 (Horizontal Mount w/Triple LED & Switch, Flatted Shaft)



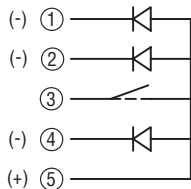
L1	LM
$\frac{3}{(.118)}$	$\frac{16}{(.630)}$
$\frac{5}{(.197)}$	$\frac{18.5}{(.728)}$
$\frac{7}{(.276)}$	$\frac{21}{(.827)}$
$\frac{12}{(.472)}$	$\frac{26}{(1.024)}$
$\frac{12}{(.472)}$	$\frac{31}{(1.220)}$

DIMENSIONS: $\frac{MM}{(INCHES)}$

TOLERANCES:

UNDER $\frac{10.0}{(.394)} = \frac{\pm 0.3}{(\pm 0.12)}$ $\frac{10.0 - 100}{(.394 - 3.937)} = \frac{\pm 0.5}{(\pm 0.20)}$

Triple LED Circuit

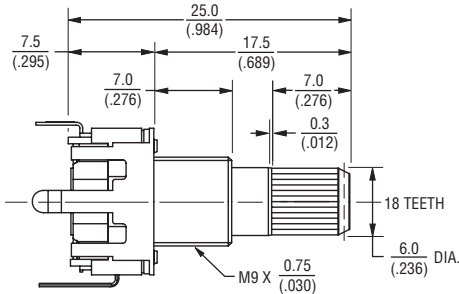


PEL12T - 12 mm Encoder with Switch and Illuminated Shaft

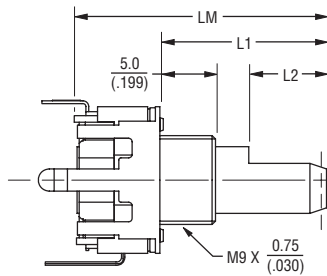


Product Dimensions

PEL12T-4xxxS-S1024 (Horizontal Mount w/Triple LED & Switch, Knurled Shaft w/Bushing)



PEL12T-4xxxF-S1024 (Horizontal Mount w/Triple LED & Switch, Flatted Shaft w/Bushing)

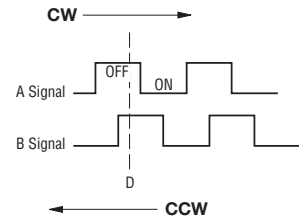


L2	L1	LM
$\frac{5}{(.197)}$	$\frac{11}{(.433)}$	$\frac{18.5}{(.728)}$
$\frac{7}{(.276)}$	$\frac{13.5}{(.532)}$	$\frac{21}{(.827)}$
$\frac{12}{(.472)}$	$\frac{18.5}{(.728)}$	$\frac{26}{(1.024)}$

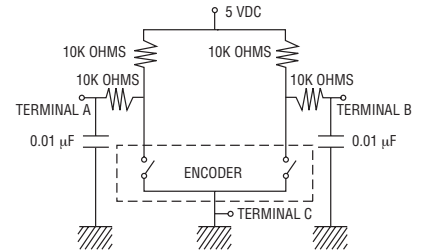
DIMENSIONS: $\frac{\text{MM}}{\text{(INCHES)}}$

TOLERANCES:
 UNDER $\frac{10.0}{(.394)} = \frac{\pm 0.3}{(\pm .012)}$ $\frac{10.0 \sim 100}{(.394 \sim 3.937)} = \frac{\pm 0.5}{(\pm .020)}$

Quadrature Output Table



Suggested Filter Circuit



LED Characteristics (Triple)

LED Color	Power Dissipation (mW)	DC Forward Current (mA)	Forward Voltage (V)		
			Typ.	Max.	
Red/Green/Blue	Red	60	25	2.0	2.4
	Green	110	25	3.3	3.7
	Blue	110	25	3.3	3.7

Notes:

- Reverse Current: 10 μA
- Reverse Voltage: 5 VDC
- Test Condition (IF): 20 mA

LED Terminal Decoder

Code	Color	Terminals
1	Red / Green / Blue	① ⑤ / ② ⑥ / ④ ⑤



Asia-Pacific:

Tel: +886-2 2562-4117
 Fax: +886-2 2562-4116

Europe:

Tel: +41-41 768 5555
 Fax: +41-41 768 5510

The Americas:

Tel: +1-951 781-5500
 Fax: +1-951 781-5700

www.bourns.com

REV. 05/22/12

Specifications are subject to change without notice. Customers should verify actual device performance in their specific applications.



Компания «ЭлектроПласт» предлагает заключение долгосрочных отношений при поставках импортных электронных компонентов на взаимовыгодных условиях!

Наши преимущества:

- Оперативные поставки широкого спектра электронных компонентов отечественного и импортного производства напрямую от производителей и с крупнейших мировых складов;
- Поставка более 17-ти миллионов наименований электронных компонентов;
- Поставка сложных, дефицитных, либо снятых с производства позиций;
- Оперативные сроки поставки под заказ (от 5 рабочих дней);
- Экспресс доставка в любую точку России;
- Техническая поддержка проекта, помощь в подборе аналогов, поставка прототипов;
- Система менеджмента качества сертифицирована по Международному стандарту ISO 9001;
- Лицензия ФСБ на осуществление работ с использованием сведений, составляющих государственную тайну;
- Поставка специализированных компонентов (Xilinx, Altera, Analog Devices, Intersil, Interpoint, Microsemi, Aeroflex, Peregrine, Syfer, Eurofarad, Texas Instrument, Miteq, Cobham, E2V, MA-COM, Hittite, Mini-Circuits, General Dynamics и др.);

Помимо этого, одним из направлений компании «ЭлектроПласт» является направление «Источники питания». Мы предлагаем Вам помощь Конструкторского отдела:

- Подбор оптимального решения, техническое обоснование при выборе компонента;
- Подбор аналогов;
- Консультации по применению компонента;
- Поставка образцов и прототипов;
- Техническая поддержка проекта;
- Защита от снятия компонента с производства.



Как с нами связаться

Телефон: 8 (812) 309 58 32 (многоканальный)

Факс: 8 (812) 320-02-42

Электронная почта: org@eplast1.ru

Адрес: 198099, г. Санкт-Петербург, ул. Калинина, дом 2, корпус 4, литера А.