

Force Guided Relay SR2M

- 2 pole relay with force guided contacts according to EN 50205
- Reinforced insulation between poles
- Version P1 for use in sockets

Typical applications
Emergency shut-off, press control, machine control, elevator and escalator control, safety relays



F0188-D



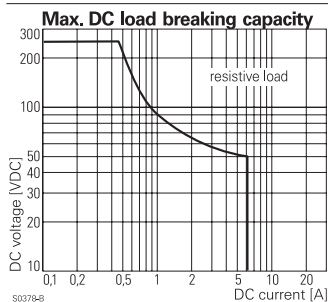
Approvals

VDE 116064, UL E214025, TUV 968/EZ 111, CCC 2014010305743065
Technical data of approved types on request

Contact Data

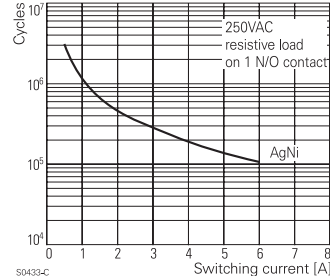
Contact arrangement	1 form A + 1 form B contacts (1 NO + 1 NC) or 2 form C contacts (2 CO) According EN50205 only 1NO / 1NC (11-14 and 22-21 or 12-11 and 21-24) shall be used as force guided contacts.
Rated voltage	250VAC
Max. switching voltage	400VAC
Rated current	6A
Contact material	AgNi
Contact style	single contact, force guided type A according to EN 50205 type B according to EN 50205
Min. recommended contact load	5V/10mA
Initial contact resistance	≤100mΩ at 1A, 24VDC ≤20Ω at 10mA, 5VDC
Frequency of operation, with/without load	6/300min ⁻¹
Contact ratings, IEC60947-5-1, on 1 form A (NO) contact	AC15 - 250V/3A DC13 - 24V/3A on the basis of DC13 - 24V/6A under conditions specified in product spec. 2158001

Mechanical endurance



S0378-B

Electrical endurance



S0433-C

Coil Data

Coil voltage range	5 to 110VDC
--------------------	-------------

Coil Data (continued)

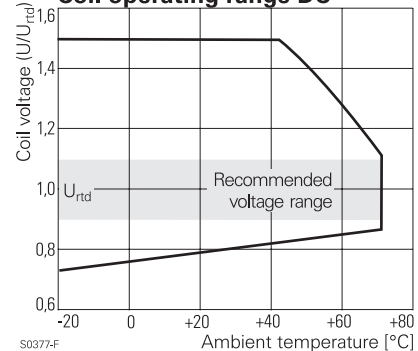
Coil versions, DC-coil

Coil code	Rated voltage VDC	Operate voltage VDC	Release voltage VDC	Coil resistance Ω±10% ¹⁾	Rated coil power mW
005	5	3.8	0.5	35.7	700
006	6	4.5	0.6	51	706
009	9	6.8	0.9	116	698
012	12	9	1.2	206	699
015	15	11.3	1.5	321	701
018	18	13.5	1.8	483	671
021	21	16	2.1	630	700
024	24	18	2.4	823	700
036	36	27	3.6	1851	700
040	40	30	4.0	2286	700
048	48	36	4.8	3291 ¹⁾	700
060	60	45	6	5142 ¹⁾	700
080	80	60	8	9143 ¹⁾	700
110	110	83	11	17285 ¹⁾	700

¹⁾ Coil resistance ±12%.

All figures are given for coil without pre-energization, at ambient temperature +23°C.

Coil operating range DC



S0377-F

Insulation

Initial dielectric strength	
between open contacts	1500V _{rms}
between contact and coil	4000V _{rms}
between adjacent contacts	3000V _{rms}
Clearance/creepage	
between open contacts	microdisconnection
between contact and coil	≥8/8mm
between adjacent contacts	≥5.5/5.5mm
Insulation to EN 50178, type of insulation	
between contact and coil	reinforced
between adjacent contacts	reinforced

Force Guided Relay SR2M (Continued)

Other Data	SR2M	SR2M Plug-in
Material compliance: EU RoHS/ELV, China RoHS, REACH, Halogen content refer to the Product Compliance Support Center at www.te.com/customer-support/rohssupportcenter		
Ambient temperature		-40 to 70°C
Category of environmental Protection	IEC 61 810 RTIII	RTII
Weight		20g
Resistance to soldering heat THT	IEC 60068-2-20 260°C/5s	-
Packaging/unit		tube/20 pcs.

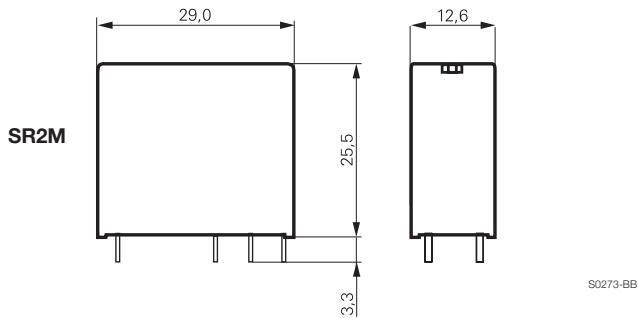
For more detailed information see product specification 2158001

Accessories

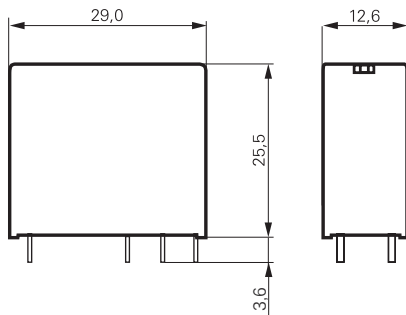
For details see datasheet Accessories Force Guided Relay SR2M plugin

NOTE: indicated contact ratings and electrical endurance data for direct wiring of relays (according IEC 61810-1); for relays mounted on sockets deratings may apply.

Dimensions



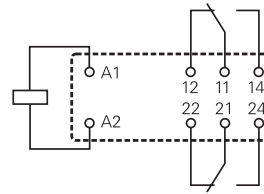
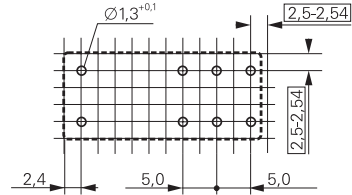
SR2M Plug-In



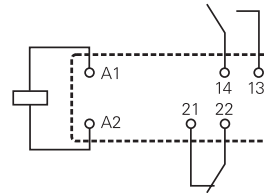
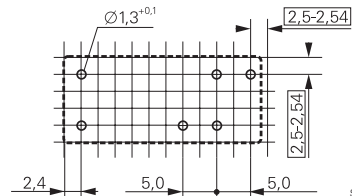
PCB layout / terminal assignment

Bottom view on solder pins

2 form C, 2 CO contacts



1 form A + 1 form B contacts, 1 NO + 1 NC



Force Guided Relay SR2M (Continued)

Product code structure	Typical product code	V23047	-A1	012	-A	5	11
Type	V23047 Relay with force guided contacts SR2M						
Version	A1 standard		P1 Plug-In				
Coil	Coil code: please refer to coil versions table (e.g. 024=24VDC)						
Contact set	A single contact						
Contact material	5 AgNi						
Contact configuration	01 2 form C contacts (2 CO)		11 1 form A + 1 form B contacts (1 NO + 1 NC)				

Other types on request

Product code	Version	Cont. material	Contact arrangement	Coil	Part number	
V23047-A1005-A501	Standard	AgNi	2 form C (CO)	5VDC	1393258-2	
V23047-A1005-A511	wash tight		1 A + 1 B, (1 NO + 1 NC)		7-1415006-1	
V23047-A1006-A501			2 form C (CO)	6VDC	3-1415011-1	
V23047-A1006-A511			1 A + 1 B, (1 NO + 1 NC)		6-1415011-1	
V23047-A1009-A501			2 form C (CO)	9VDC	1393258-3	
V23047-A1009-A511			1 A + 1 B, (1 NO + 1 NC)		7-1415011-1	
V23047-A1012-A501			2 form C (CO)	12VDC	1393258-4	
V23047-A1012-A511			1 A + 1 B, (1 NO + 1 NC)		1393258-5	
V23047-A1018-A501			2 form C (CO)	18VDC	1393258-8	
V23047-A1018-A511			1 A + 1 B, (1 NO + 1 NC)		1393258-9	
V23047-A1021-A501			2 form C (CO)	21VDC	1-1393258-1	
V23047-A1021-A511			1 A + 1 B, (1 NO + 1 NC)		1-1393258-2	
V23047-A1024-A501			2 form C (CO)	24VDC	1-1393258-5	
V23047-A1024-A511			1 A + 1 B, (1 NO + 1 NC)		1-1393258-7	
V23047-A1036-A501			2 form C (CO)	36VDC	2-1393258-0	
V23047-A1036-A511			1 A + 1 B, (1 NO + 1 NC)		8-1415011-1	
V23047-A1040-A501			2 form C (CO)	40VDC	2-1393258-1	
V23047-A1040-A511			1 A + 1 B, (1 NO + 1 NC)		2-1393258-2	
V23047-A1048-A501			2 form C (CO)	48VDC	3-1415006-1	
V23047-A1048-A511			1 A + 1 B, (1 NO + 1 NC)		9-1415011-1	
V23047-A1060-A511				60VDC	2-1393258-3	
V23047-A1110-A501			2 form C (CO)	110VDC	1-1415012-1	
V23047-A1110-A511			1 A + 1 B, (1 NO + 1 NC)		2-1415012-1	
V23047-P1005-A501	Plug-in for socket use		2 form C (CO)	5VDC	7-1415543-4	
V23047-P1009-A501				9VDC	7-1415543-5	
V23047-P1012-A501				12VDC	7-1415543-6	
V23047-P1021-A501				21VDC	7-1415543-7	
V23047-P1024-A501				24VDC	7-1415543-8	
V23047-P1036-A501				36VDC	7-1415543-9	
V23047-P1110-A501					110VDC	8-1415543-0



Компания «ЭлектроПласт» предлагает заключение долгосрочных отношений при поставках импортных электронных компонентов на взаимовыгодных условиях!

Наши преимущества:

- Оперативные поставки широкого спектра электронных компонентов отечественного и импортного производства напрямую от производителей и с крупнейших мировых складов;
- Поставка более 17-ти миллионов наименований электронных компонентов;
- Поставка сложных, дефицитных, либо снятых с производства позиций;
- Оперативные сроки поставки под заказ (от 5 рабочих дней);
- Экспресс доставка в любую точку России;
- Техническая поддержка проекта, помощь в подборе аналогов, поставка прототипов;
- Система менеджмента качества сертифицирована по Международному стандарту ISO 9001;
- Лицензия ФСБ на осуществление работ с использованием сведений, составляющих государственную тайну;
- Поставка специализированных компонентов (Xilinx, Altera, Analog Devices, Intersil, Interpoint, Microsemi, Aeroflex, Peregrine, Syfer, Eurofarad, Texas Instrument, Miteq, Cobham, E2V, MA-COM, Hittite, Mini-Circuits, General Dynamics и др.);

Помимо этого, одним из направлений компании «ЭлектроПласт» является направление «Источники питания». Мы предлагаем Вам помощь Конструкторского отдела:

- Подбор оптимального решения, техническое обоснование при выборе компонента;
- Подбор аналогов;
- Консультации по применению компонента;
- Поставка образцов и прототипов;
- Техническая поддержка проекта;
- Защита от снятия компонента с производства.



Как с нами связаться

Телефон: 8 (812) 309 58 32 (многоканальный)

Факс: 8 (812) 320-02-42

Электронная почта: org@eplast1.ru

Адрес: 198099, г. Санкт-Петербург, ул. Калинина, дом 2, корпус 4, литера А.