THIS DRAWING IS UNPUBLISHED. RELEASED FOR PUBLICATION 20
© COPYRIGHT 20 BY - TYCO ELECTRONICS ALL RIGHTS RESERVED.

REVISIONS

P	LTR	DESCRIPTION	DATE	DWN	APVD
	A	MASS PRODUCTION	20FEB2017	PP	SH

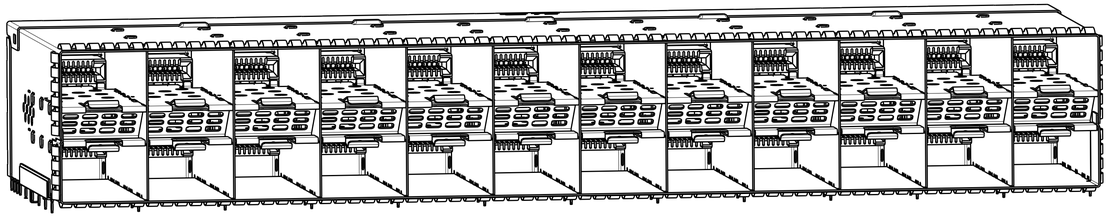

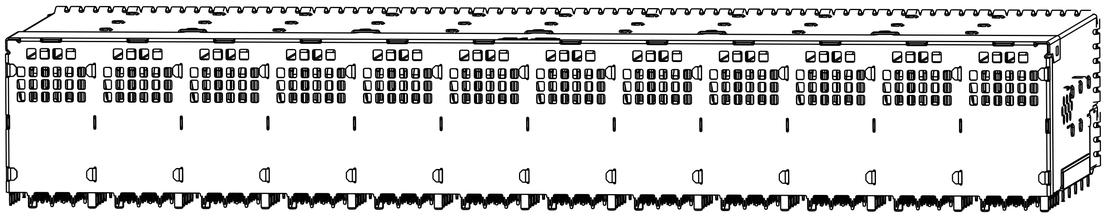

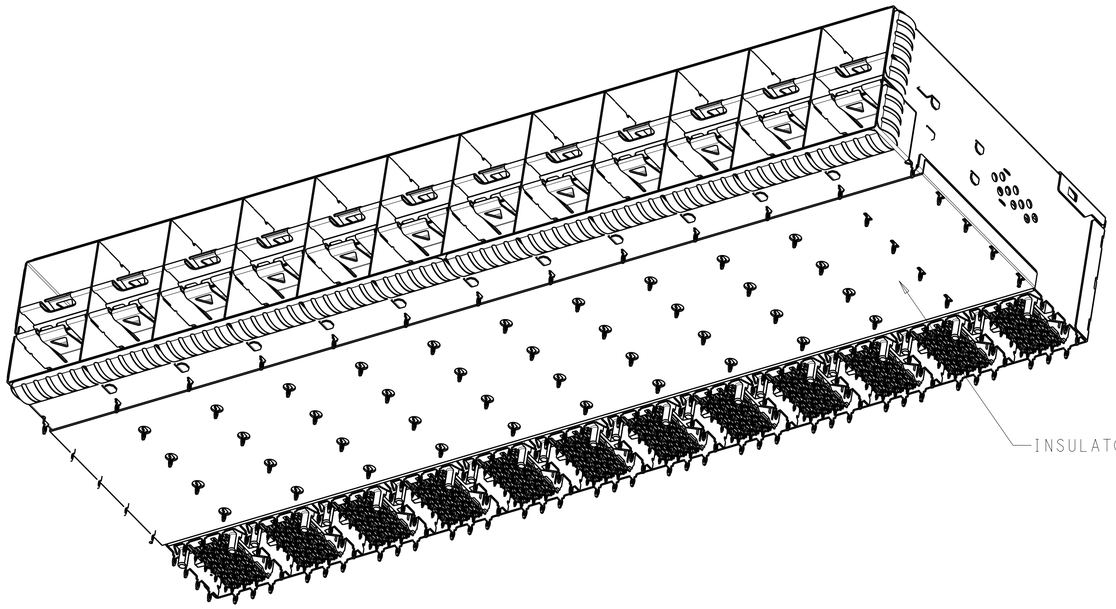

1. MATERIALS:
   CAGE ASSEMBLY - NICKEL-SILVER ALLOY PER ASTM B 122
   RECEPTACLE HOUSING - LCP, BLACK, UL 94V-O RATED
   RECEPTACLE HOUSING SHIELD - COPPER ALLOY
   CHICKLET - LCP, BLACK, UL 94V-O RATED
   CHICKLET ALIGNMENT CLIP - PBT
   CONTACT - COPPER ALLOY
   EMI SPRINGS - PHOSPHOR BRONZE PER ASTM B103
   INSULATOR TAPE:KAPTON

2. CONTACT FINISH:
   0.76µm MIN GOLD PER ASTM B 844 AT MATING INTERFACE,
   1.25µm MIN MATTE TIN PER ASTM B 545 AT PCB INTERFACE,
   ALL OVER 2.54µm MIN NICKEL PER QQ-N-290

3. PCB MINIMUM THICKNESS = 1.5mm

4. FOR HOLE SIZE AND PLATINGS,
   SEE APPLICATION SPECIFICATION 114-13319

5. LIGHT PIPE PAD LAYOUT IS FOR 0805 LOW PROFILE
   LED PACKAGE WITH A HEIGHT OF 0.8mm

6. THE ENTIRE AREA OF THE CONNECTOR FOOTPRINT, INDICATED BY THE DASHED LINE, TO BE CONSIDERED THE KEEPOUT AREA FOR COMPONENTS AND SIGNAL TRACES, TOP SIDE ONLY, TOP SIDE TRACES ALLOWED WITHIN CONNECTOR HOLE PATTERN

7. DIMENSION APPLIES FROM EMI SPRINGS ONLY.

CAGE TYPE	INSULATOR OPTION	PART NUMBER
EMI SPRINGS	W/O INSULATOR	2301210-2
EMI SPRINGS	W/ INSULATOR	2301210-1

THIS DRAWING IS A CONTROLLED DOCUMENT. DIMENSIONING AND TOLERANCING PER ASME Y14.5M-2009

DIMENSIONS: mm

TOLERANCES UNLESS OTHERWISE SPECIFIED:
0 PLC ±0.10
1 PLC ±0.10
2 PLC ±0.10
3 PLC ±0.10
4 PLC ±
ANGLES ±

MATERIAL - SEE NOTES

FINISH - SEE NOTES

DWN PETER PAN 02MAR2016
CHK SEAN HAN 02MAR2016
APVD SEAN HAN 02MAR2016

PRODUCT SPEC 108-2481
APPLICATION SPEC 114-13319
WEIGHT -

TE Connectivity

NAME RECEPTACLE ASSEMBLY, 2X12, STACKED, zSFP+ THERMALLY ENHANCED

SIZE	CAGE CODE	DRAWING NO	RESTRICTED TO
A1	00779	C-2301210	-

CUSTOMER DRAWING SCALE 2:1 SHEET 1 OF 4 REV A

THIS DRAWING IS UNPUBLISHED. RELEASED FOR PUBLICATION 20
© COPYRIGHT 20 BY - TYCO ELECTRONICS ALL RIGHTS RESERVED.

REVISIONS

P	LTR	DESCRIPTION	DATE	DWN	APVD
	-	SEE SHEET 1	-	-	-

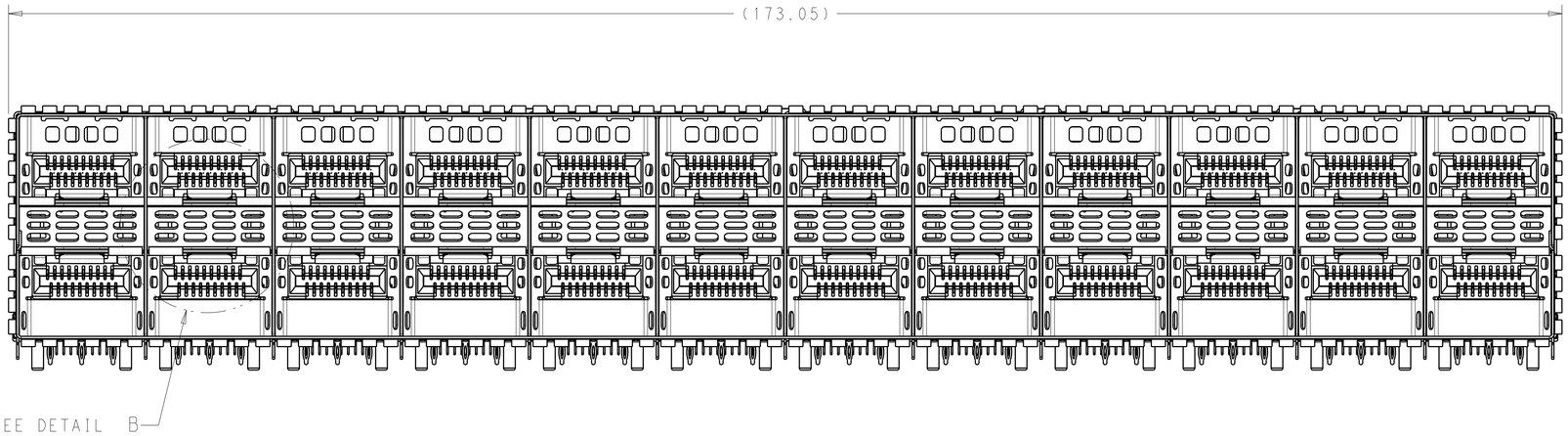

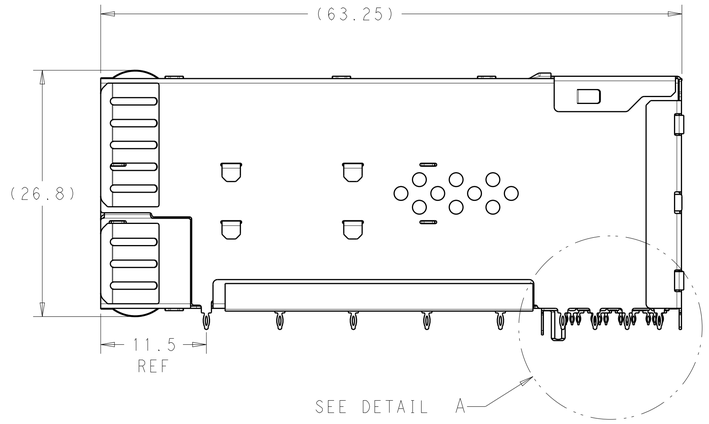

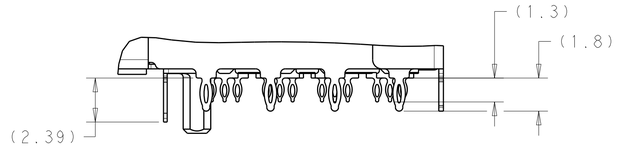

DETAIL A
SCALE 6:1

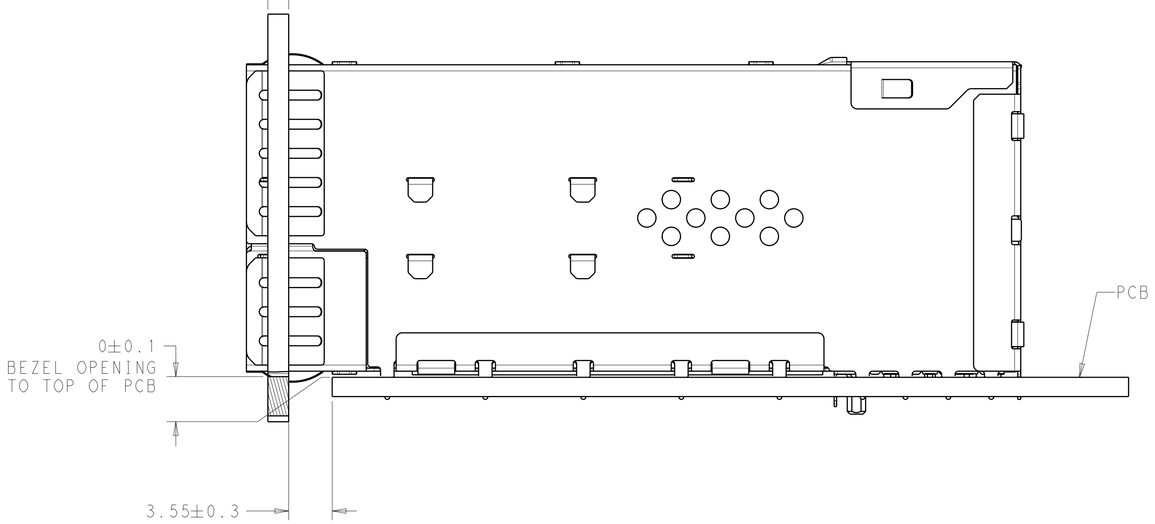

RECOMMENDED BEZEL LOCATION WITH EMI SPRINGS
SCALE 4:1

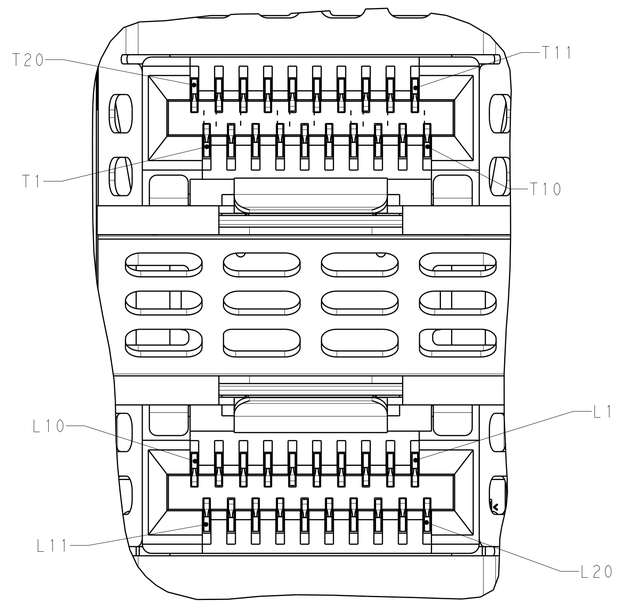

DETAIL B
SCALE 10:1

THIS DRAWING IS A CONTROLLED DOCUMENT.

DIMENSIONS: mm

TOLERANCES UNLESS OTHERWISE SPECIFIED:
0 PLC ±0.10
1 PLC ±0.10
2 PLC ±0.10
3 PLC ±0.10
4 PLC ±
ANGLES ±

MATERIAL - SEE NOTES
FINISH - SEE NOTES

DWN PETER PAN 02MAR2016
CHK SEAN HAN 02MAR2016
APVD SEAN HAN 02MAR2016
PRODUCT SPEC 108-2481
APPLICATION SPEC 114-13319
WEIGHT -

TE Connectivity

NAME RECEPTACLE ASSEMBLY, 2X12, STACKED, zSFP+ THERMALLY ENHANCED

SIZE A1 | CAGE CODE 00779 | DRAWING NO C-2301210 | RESTRICTED TO -

CUSTOMER DRAWING | SCALE 2:1 | SHEET 2 OF 4 | REV A

4805 (3/13)

THIS DRAWING IS UNPUBLISHED. RELEASED FOR PUBLICATION 20
© COPYRIGHT 20 BY - TYCO ELECTRONICS ALL RIGHTS RESERVED.

REVISIONS

P	LTR	DESCRIPTION	DATE	DWN	APVD
	-	SEE SHEET 1	-	-	-

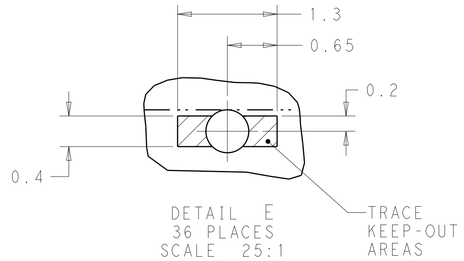

DETAIL E
36 PLACES
SCALE 25:1

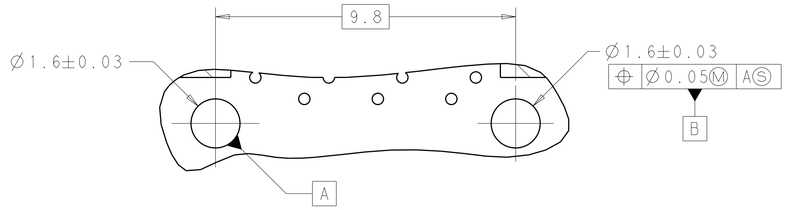

DETAIL F
SCALE 10:1

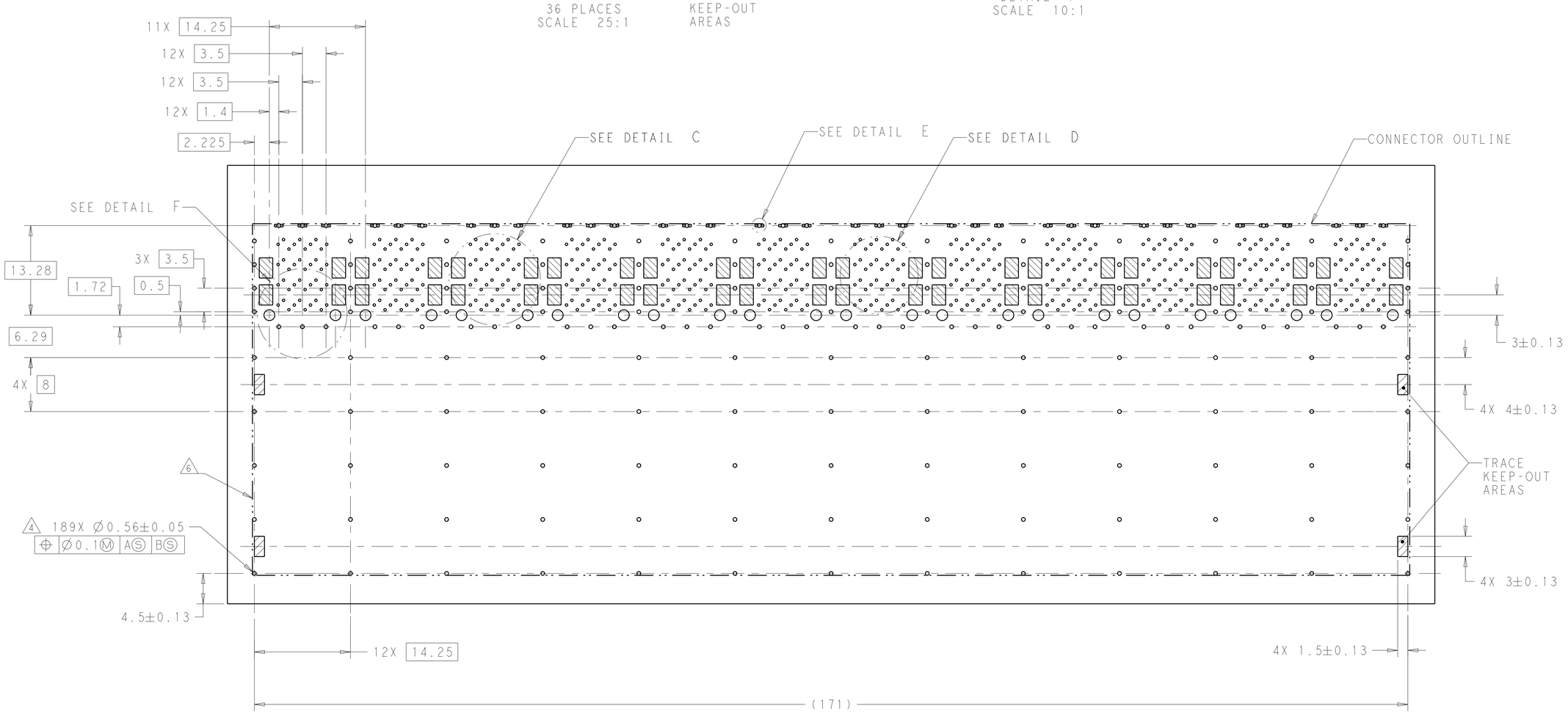

RECOMMENDED PCB LAYOUT
SCALE 3:1

THIS DRAWING IS A CONTROLLED DOCUMENT. DIMENSIONING AND TOLERANCING PER ASME Y14.5M-2009

DIMENSIONS: mm

TOLERANCES UNLESS OTHERWISE SPECIFIED:
0 PLC ±0.10
1 PLC ±0.10
2 PLC ±0.10
3 PLC ±0.10
4 PLC ±
ANGLES ±

MATERIAL - SEE NOTES

FINISH - SEE NOTES

DWN PETER PAN 02MAR2016
CHK SEAN HAN 02MAR2016
APVD SEAN HAN 02MAR2016
PRODUCT SPEC 108-2481
APPLICATION SPEC 114-13319
WEIGHT -

TE Connectivity

NAME RECEPTACLE ASSEMBLY, 2X12, STACKED, zSFP+ THERMALLY ENHANCED

SIZE	CAGE CODE	DRAWING NO	RESTRICTED TO
A1	00779	C-2301210	-

CUSTOMER DRAWING | SCALE 2:1 | SHEET 3 OF 4 | REV A

4805 (3/13)

THIS DRAWING IS UNPUBLISHED. RELEASED FOR PUBLICATION 20
© COPYRIGHT 20 BY - TYCO ELECTRONICS ALL RIGHTS RESERVED.

REVISIONS

P	LTR	DESCRIPTION	DATE	DWN	APVD
	-	SEE SHEET 1	-	-	-

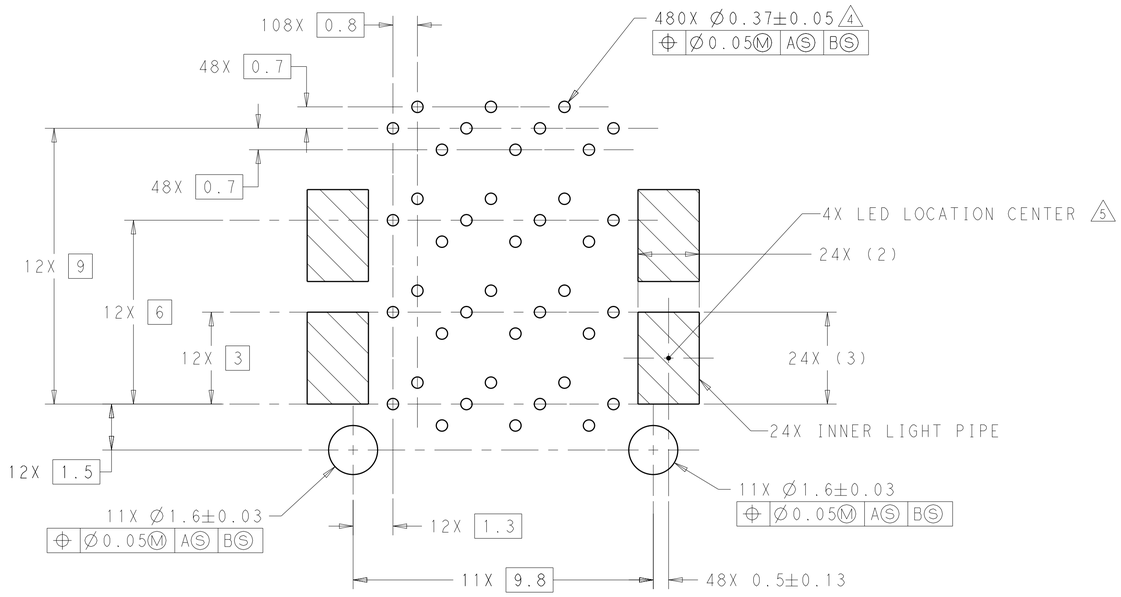

DETAIL C
RECOMMENDED PIN AND LIGHT PIPE LAYOUT
SCALE 10:1

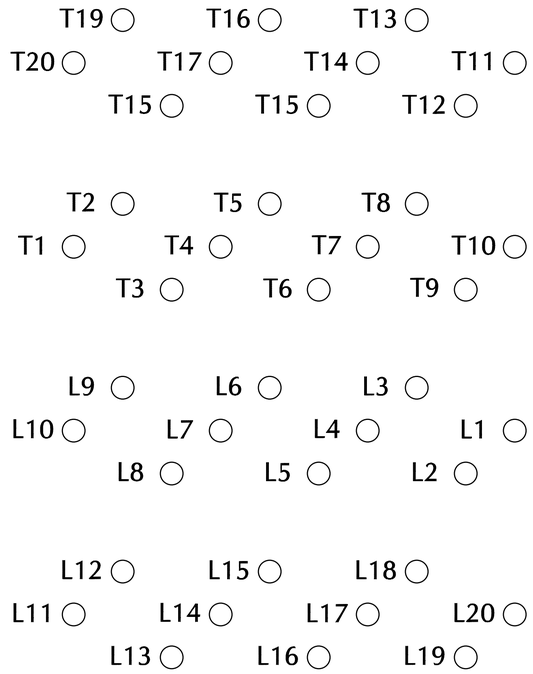

DETAIL D
PIN MAP
12 PLACES
SCALE 20:1

PIN MAP LEGEND	
PIN NUMBER	FUNCTION
L1/T1	VEET
L2/T2	TX-FAULT
L3/T3	TX-DISABLE
L4/T4	SDA
L5/T5	SCL
L6/T6	MOD_ABS
L7/T7	RSO
L8/T8	RX_LOS
L9/T9	RS1
L10/T10	VEER
L11/T11	VEER
L12/T12	RD-
L13/T13	RD+
L14/T14	VEER
L15/T15	VCCR
L16/T16	VCCT
L17/T17	VEET
L18/T18	TD+
L19/T19	TD-
L20/T20	VEET

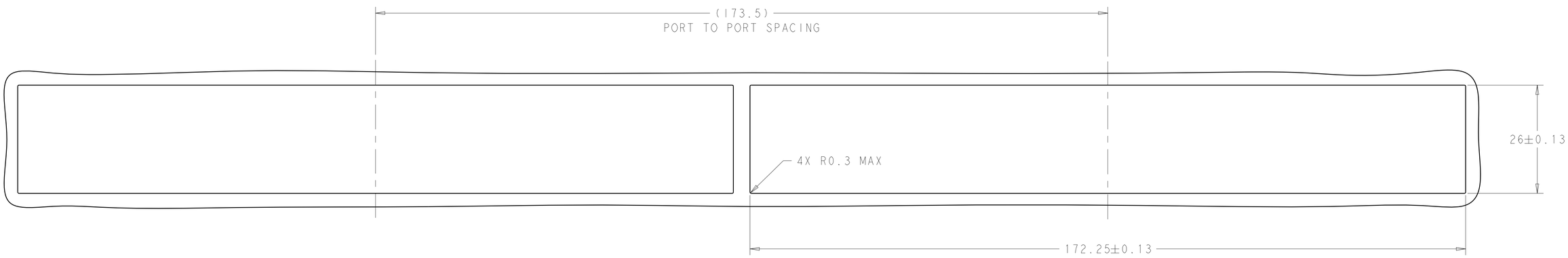

RECOMMENDED BEZEL CUT OUT DETAIL

THIS DRAWING IS A CONTROLLED DOCUMENT. DIMENSIONING AND TOLERANCING PER ASME Y14.5M-2009.

DIMENSIONS: mm

TOLERANCES UNLESS OTHERWISE SPECIFIED:
0 PLC ±0.10
1 PLC ±0.10
2 PLC ±0.10
3 PLC ±0.10
4 PLC ±-
ANGLES ±-

MATERIAL - SEE NOTES
FINISH - SEE NOTES

DWN PETER PAN 02MAR2016
CHK SEAN HAN 02MAR2016
APVD SEAN HAN 02MAR2016
PRODUCT SPEC 108-2481
APPLICATION SPEC 114-13319
WEIGHT -

TE Connectivity

NAME RECEPTACLE ASSEMBLY, 2X12, STACKED, zSFP+ THERMALLY ENHANCED

SIZE	CAGE CODE	DRAWING NO	RESTRICTED TO
A1	00779	C-2301210	-

CUSTOMER DRAWING SCALE 2:1 SHEET 4 OF 4 REV A

4805 (3/13)

Компания «ЭлектроПласт» предлагает заключение долгосрочных отношений при поставках импортных электронных компонентов на взаимовыгодных условиях!

Наши преимущества:

- Оперативные поставки широкого спектра электронных компонентов отечественного и импортного производства напрямую от производителей и с крупнейших мировых складов;
- Поставка более 17-ти миллионов наименований электронных компонентов;
- Поставка сложных, дефицитных, либо снятых с производства позиций;
- Оперативные сроки поставки под заказ (от 5 рабочих дней);
- Экспресс доставка в любую точку России;
- Техническая поддержка проекта, помощь в подборе аналогов, поставка прототипов;
- Система менеджмента качества сертифицирована по Международному стандарту ISO 9001;
- Лицензия ФСБ на осуществление работ с использованием сведений, составляющих государственную тайну;
- Поставка специализированных компонентов (Xilinx, Altera, Analog Devices, Intersil, Interpoint, Microsemi, Aeroflex, Peregrine, Syfer, Eurofarad, Texas Instrument, Miteq, Cobham, E2V, MA-COM, Hittite, Mini-Circuits,General Dynamics и др.);

Помимо этого, одним из направлений компании «ЭлектроПласт» является направление «Источники питания». Мы предлагаем Вам помощь Конструкторского отдела:

- Подбор оптимального решения, техническое обоснование при выборе компонента;
- Подбор аналогов;
- Консультации по применению компонента;
- Поставка образцов и прототипов;
- Техническая поддержка проекта;
- Защита от снятия компонента с производства.

Как с нами связаться

Телефон: 8 (812) 309 58 32 (многоканальный)
Факс: 8 (812) 320-02-42
Электронная почта: org@eplast1.ru
Адрес: 198099, г. Санкт-Петербург, ул. Калинина, дом 2, корпус 4, литера А.