

Feed-through terminal block - PT 1,5/S-TWIN/1P - 3212358

Please be informed that the data shown in this PDF Document is generated from our Online Catalog. Please find the complete data in the user's documentation. Our General Terms of Use for Downloads are valid (<http://download.phoenixcontact.com>)



Feed-through terminal block, Connection method: Push-in / plug connection, Cross section: 0.14 mm² - 1.5 mm², AWG: 26 - 14, Width: 3.5 mm, Color: gray, Mounting type: NS 35/7.5, NS 35/15

Product Features

- ✓ The push-in connection terminal blocks are characterized by the system features of the CLIPLINE complete system and by easy and tool-free wiring of conductors with ferrules or solid conductors
- ✓ The compact design and front connection enable wiring in a confined space
- ✓ In addition to the testing facility in the double function shaft, all terminal blocks provide an additional test connection



Key commercial data

Packing unit	1 PCE
GTIN	 4 046356 565301
Custom tariff number	85369010
Country of origin	POLAND

Technical data

General

Number of levels	1
Number of connections	3
Color	gray
Insulating material	PA
Inflammability class according to UL 94	V0

Dimensions

Width	3.5 mm
Length	55 mm
Height NS 35/7,5	32 mm

Feed-through terminal block - PT 1,5/S-TWIN/1P - 3212358

Technical data

Dimensions

Height NS 35/15	39.5 mm
-----------------	---------

Technical data

Maximum load current	17.5 A (with 1.5 mm ² conductor cross section)
Rated surge voltage	6 kV
Pollution degree	3
Surge voltage category	III
Insulating material group	I
Connection in acc. with standard	IEC 61984
Nominal current I _N	17.5 A (observe derating)
Nominal voltage U _N	500 V
Open side panel	ja
Insertion/withdrawal cycles mechanical	100
Surge voltage test setpoint	7.3 kV
Result of surge voltage test	Test passed
Tight fit on carrier	NS 35
Setpoint	1 N
Result of tight fit test	Test passed
Conductor cross section short circuit testing	1.5 mm ²
Short-time current	0.18 kA
Short circuit stability result	Test passed
Proof of thermal characteristics (needle flame) effective duration	30 s
Result of thermal test	Test passed
Test specification, oscillation, broadband noise	DIN EN 50155 (VDE 0115-200):2008-03
Test spectrum	Service life test category 1, class B, on vehicle body
Test frequency	f ₁ = 5 Hz to f ₂ = 150 Hz
ASD level	1.857 (m/s ²) ² /Hz
Acceleration	0.8 g
Test duration per axis	5 h
Test directions	X-, Y- and Z-axis
Oscillation, broadband noise test result	Test passed
Test specification, shock test	DIN EN 50155 (VDE 0115-200):2008-03
Shock form	Half-sine
Acceleration	5 g
Shock duration	30 ms
Number of shocks per direction	3
Test directions	X-, Y- and Z-axis (pos. and neg.)

Feed-through terminal block - PT 1,5/S-TWIN/1P - 3212358

Technical data

Technical data

Shock test result	Test passed
Temperature index, insulating material (DIN EN 60216-1 (VDE 0304-21))	130 °C
Static insulating material application in cold	-60 °C

Connection data

Conductor cross section solid min.	0.14 mm ²
Conductor cross section solid max.	1.5 mm ²
Conductor cross section AWG/kcmil min.	26
Conductor cross section AWG/kcmil max	14
Conductor cross section stranded min.	0.14 mm ²
Conductor cross section stranded max.	1.5 mm ²
Min. AWG conductor cross section, stranded	26
Max. AWG conductor cross section, stranded	14
Conductor cross section stranded, with ferrule without plastic sleeve min.	0.14 mm ²
Conductor cross section stranded, with ferrule without plastic sleeve max.	1.5 mm ²
Conductor cross section stranded, with ferrule with plastic sleeve min.	0.14 mm ²
Conductor cross section stranded, with ferrule with plastic sleeve max.	1 mm ²
Connection method	Push-in / plug connection
Stripping length	8 mm
Internal cylindrical gage	A1 / B1

Classifications

ETIM

ETIM 4.0	EC000897
ETIM 5.0	EC000897

UNSPSC

UNSPSC 11	39121410
UNSPSC 12.01	39121410
UNSPSC 13.2	39121410
UNSPSC 6.01	30211811
UNSPSC 7.0901	39121410

eCl@ss

eCl@ss 4.0	27141124
eCl@ss 4.1	27141124
eCl@ss 5.0	27141124

Feed-through terminal block - PT 1,5/S-TWIN/1P - 3212358

Classifications

eCl@ss

eCl@ss 5.1	27141124
eCl@ss 6.0	27141124
eCl@ss 7.0	27141124

Approvals

Approvals


Approvals


UL Recognized / cUL Recognized / GOST / GL / LR / cULus Recognized


Ex Approvals

Approvals submitted

Approval details

UL Recognized 			
	B	C	D
mm ² /AWG/kcmil	26-14	26-14	26-14
Nominal current I _N	15 A	15 A	5 A
Nominal voltage U _N	300 V	300 V	600 V

cUL Recognized 			
	B	C	D
mm ² /AWG/kcmil	26-14	26-14	26-14
Nominal current I _N	15 A	15 A	5 A
Nominal voltage U _N	300 V	300 V	600 V


GOST 			
--	--	--	--

Feed-through terminal block - PT 1,5/S-TWIN/1P - 3212358

Approvals

GL

LR

cULus Recognized 

Accessories

Accessories

Assembly

Partition plate - ATP-ST-TWIN - 3030789



Partition plate, Length: 76.6 mm, Width: 2 mm, Height: 45 mm, Color: gray

DIN rail perforated - NS 35/ 7,5 PERF 2000MM - 0801733



DIN rail, material: steel galvanized and passivated with a thick layer, perforated, height 7.5 mm, width 35 mm, length: 2000 mm

DIN rail - NS 35/ 7,5 UNPERF 2000MM - 0801681



DIN rail, material: Steel, unperforated, height 7.5 mm, width 35 mm, length: 2 m

Feed-through terminal block - PT 1,5/S-TWIN/1P - 3212358

Accessories

DIN rail - NS 35/ 7,5 WH PERF 2000MM - 1204119



DIN rail 35 mm (NS 35)

DIN rail - NS 35/ 7,5 WH UNPERF 2000MM - 1204122



DIN rail 35 mm (NS 35)

DIN rail, unperforated - NS 35/ 7,5 AL UNPERF 2000MM - 0801704



DIN rail, unperforated, Width: 35 mm, Height: 7.5 mm, Length: 2000 mm, Color: silver

DIN rail - NS 35/ 7,5 ZN PERF 2000MM - 1206421



DIN rail, material: Galvanized, perforated, height 7.5 mm, width 35 mm, length: 2 m

DIN rail - NS 35/ 7,5 ZN UNPERF 2000MM - 1206434



DIN rail, material: Galvanized, unperforated, height 7.5 mm, width 35 mm, length: 2 m

Feed-through terminal block - PT 1,5/S-TWIN/1P - 3212358

Accessories

DIN rail - NS 35/ 7,5 CU UNPERF 2000MM - 0801762



DIN rail, material: Copper, unperforated, height 7.5 mm, width 35 mm, length: 2 m

End cap - NS 35/ 7,5 CAP - 1206560



DIN rail end piece, for DIN rail NS 35/7.5

DIN rail perforated - NS 35/15 PERF 2000MM - 1201730



DIN rail, material: steel galvanized and passivated with a thick layer, perforated, height 15 mm, width 35 mm, length: 2000 mm

DIN rail - NS 35/15 UNPERF 2000MM - 1201714



DIN rail, material: Steel, unperforated, height 15 mm, width 35 mm, length: 2 m

DIN rail - NS 35/15 WH PERF 2000MM - 0806602



DIN rail 35 mm (NS 35)

Feed-through terminal block - PT 1,5/S-TWIN/1P - 3212358

Accessories

DIN rail - NS 35/15 WH UNPERF 2000MM - 1204135



DIN rail 35 mm (NS 35)

DIN rail, unperforated - NS 35/15 AL UNPERF 2000MM - 1201756



DIN rail, deep drawn, high profile, unperforated, 1.5 mm thick, material: aluminum, height 15 mm, width 35 mm, length 2000 mm

DIN rail - NS 35/15 ZN PERF 2000MM - 1206599



DIN rail, material: Galvanized, perforated, height 15 mm, width 35 mm, length: 2 m

DIN rail - NS 35/15 ZN UNPERF 2000MM - 1206586



DIN rail, material: Galvanized, unperforated, height 15 mm, width 35 mm, length: 2 m

DIN rail - NS 35/15 CU UNPERF 2000MM - 1201895



DIN rail, material: Copper, unperforated, 1.5 mm thick, height 15 mm, width 35 mm, length: 2 m

Feed-through terminal block - PT 1,5/S-TWIN/1P - 3212358

Accessories

End cap - NS 35/15 CAP - 1206573



DIN rail end piece, for DIN rail NS 35/15

DIN rail - NS 35/15-2,3 UNPERF 2000MM - 1201798



DIN rail, material: Steel, unperforated, 2.3 mm thick, height 15 mm, width 35 mm, length: 2 m

End clamp - E/UK - 1201442



End clamp, for assembly on NS 32 or NS 35/7.5 DIN rail

End clamp - E/UK 1 - 1201413



End clamps, for supporting the ends of double-level and three-level terminal blocks, width: 10 mm, color: gray

End clamp - CLIPFIX 35 - 3022218



Snap-on end bracket, for 35 mm NS 35/7.5 or NS 35/15 DIN rail, can be fitted with Zack strip ZB 8 and ZB 8/27, terminal strip marker KLM 2 and KLM, width: 9.5 mm, color: gray

Feed-through terminal block - PT 1,5/S-TWIN/1P - 3212358

Accessories

End clamp - CLIPFIX 35-5 - 3022276



Quick mounting end clamp for NS 35/7,5 DIN rail or NS 35/15 DIN rail, can be fitted with ZB 5 and ZBF 5 zack marker strip, KLM 2, KLM3, and KML3L terminal strip marker, parking option for FBS...5, FBS...6, KSS 5, KSS 6, width: 5.15 mm, color: gray

End clamp - E/NS 35 N - 0800886



End clamp, width: 9.5 mm, color: gray

Bridges

Jumper - FBS 2-3,5 - 3213014



Jumper, Number of positions: 2, Color: red

Jumper - FBS 3-3,5 - 3213027



Jumper, Number of positions: 3, Color: red

Jumper - FBS 4-3,5 - 3213030



Jumper, Number of positions: 4, Color: red

Feed-through terminal block - PT 1,5/S-TWIN/1P - 3212358

Accessories

Jumper - FBS 5-3,5 - 3213043



Jumper, Number of positions: 5, Color: red

Jumper - FBS 10-3,5 - 3213056



Jumper, Number of positions: 10, Color: red

Jumper - FBS 20-3,5 - 3213069



Jumper, Number of positions: 20, Color: red

Jumper - FBS 2-3,5 BU - 3213086



Jumper, Number of positions: 2, Color: blue

Jumper - FBS 3-3,5 BU - 3213099



Jumper, Number of positions: 3, Color: blue

Feed-through terminal block - PT 1,5/S-TWIN/1P - 3212358

Accessories

Jumper - FBS 4-3,5 BU - 3213109



Jumper, Number of positions: 4, Color: blue

Jumper - FBS 5-3,5 BU - 3213112



Jumper, Number of positions: 5, Color: blue

Jumper - FBS 10-3,5 BU - 3213125



Jumper, Number of positions: 10, Color: blue

Jumper - FBS 20-3,5 BU - 3213138



Jumper, Number of positions: 20, Color: blue

Reducing bridge - RB ST (2,5/4)-1,5/S - 3214356



Reducing bridge, Number of positions: 2, Color: red

Feed-through terminal block - PT 1,5/S-TWIN/1P - 3212358

Accessories

Reducing bridge - RB ST 6-1,5/S - 3213250



Reducing bridge, Number of positions: 2, Color: red

Covers

End cover - D-PT 1,5/S-TWIN - 3208184



End cover, Length: 54 mm, Width: 2.2 mm, Height: 24.3 mm, Color: gray

Marking

Group marker label for terminal marking - GBS-ZB/26X6 - 0809298



Group marking label, snaps onto terminal center for screw, spring-cage and quick connection terminal blocks, labeled with ESL 26x6 mm or EST 25x6 mm, in the foot part with Zack marker strip, length: 29 mm

Zack marker strip - ZB 3,5:UNBEDRUCKT - 0829414



Zack marker strip, Strip, white, Unlabeled, Can be labeled with: Plotter, Mounting type: Snap into tall marker groove, For terminal block width: 3.5 mm, Lettering field: 3.5 x 10.5 mm

Zack marker strip - ZB 3,5 CUS - 0829415



Zack marker strip, Can be ordered: Strip, white, Labeled according to customer specifications, Mounting type: Snap into tall marker groove, For terminal block width: 3.5 mm, Lettering field: 3.5 x 10.5 mm

Feed-through terminal block - PT 1,5/S-TWIN/1P - 3212358

Accessories

Marker for terminal blocks - UCT-TM 3,5 - 0829484



Marker for terminal blocks, Sheet, white, Unlabeled, Can be labeled with: Thermomark C+, Thermomark C, BLUEMARK CLED, Bluemark, Mounting type: Snap into tall marker groove, For terminal block width: 3.5 mm, Lettering field: 2.95 x 10.5 mm

Marker for terminal blocks - UCT-TM 3,5 CUS - 0829581



Marker for terminal blocks, Can be ordered: By sheet, white, Labeled according to customer specifications, Mounting type: Snap into tall marker groove, For terminal block width: 3.5 mm, Lettering field: 2.95 x 10.5 mm

Zack Marker strip, flat - ZBF 3,5:UNBEDRUCKT - 0829392



Zack Marker strip, flat, Strip, white, Unlabeled, Can be labeled with: Plotter, Mounting type: Snap into flat marker groove, For terminal block width: 3.5 mm, Lettering field: 3.5 x 5.2 mm

Zack Marker strip, flat - ZBF 3,5 CUS - 0829394



Zack Marker strip, flat, Can be ordered: Strip, white, Labeled according to customer specifications, Mounting type: Snap into flat marker groove, For terminal block width: 3.5 mm, Lettering field: 3.5 x 5.2 mm

Marker for terminal blocks - UCT-TMF 3,5 - 0829486



Marker for terminal blocks, Sheet, white, Unlabeled, Can be labeled with: Thermomark C+, Thermomark C, BLUEMARK CLED, Bluemark, Mounting type: Snap into flat marker groove, For terminal block width: 3.5 mm, Lettering field: 2.7 x 4.7 mm

Feed-through terminal block - PT 1,5/S-TWIN/1P - 3212358

Accessories

Marker for terminal blocks - UCT-TMF 3,5 CUS - 0829644



Marker for terminal blocks, Can be ordered: By sheet, white, Labeled according to customer specifications, Mounting type: Snap into flat marker groove, For terminal block width: 3.5 mm, Lettering field: 2.7 x 4.7 mm

Marker for terminal blocks - TMT (EX9,5)R - 0828295



Marker for terminal blocks, Roll, white, Unlabeled, Can be labeled with: Thermomark R, Thermomark X, Thermomark S, Mounting type: Snap into universal marker groove, Snap into flat marker groove, Lettering field: 9.5 x 50000 mm

Plug/Adapter

Test plugs - MPS-MT - 0201744



Test plugs

Insulating sleeve - MPS-IH WH - 0201663



Insulating sleeve, Color: white

Insulating sleeve - MPS-IH RD - 0201676



Insulating sleeve, Color: red

Feed-through terminal block - PT 1,5/S-TWIN/1P - 3212358

Accessories

Insulating sleeve - MPS-IH BU - 0201689



Insulating sleeve, Color: blue

Insulating sleeve - MPS-IH YE - 0201692



Insulating sleeve, Color: yellow

Insulating sleeve - MPS-IH GN - 0201702



Insulating sleeve, Color: green

Insulating sleeve - MPS-IH GY - 0201728



Insulating sleeve, Color: gray

Insulating sleeve - MPS-IH BK - 0201731



Insulating sleeve, Color: black

Software

Feed-through terminal block - PT 1,5/S-TWIN/1P - 3212358

Accessories

Software - CLIP-PROJECT ADVANCED - 5146040



Multilingual software for easy planning of Phoenix Contact on DIN rails together with the integrated TRABTECH-select software module for planning comprehensive surge protection concepts.

Software - CLIP-PROJECT PROFESSIONAL - 5146053



Multi-lingual software for terminal strip project planning. A marking module allows professional labeling of markers and labels for marking terminal blocks, conductors, cables and devices. The additionally integrated software module TRABTECH-select for planning comprehensive surge protection concepts.

Tools

Phillips-screwdriver - SZF 0-0,4X2,5 - 1204504



Actuation tool, for ST terminal blocks, also suitable for use as a bladed screwdriver, size: 0.4 x 2.5 x 75 mm, 2-component grip, with non-slip grip

Mounting material - PT-IL - 3208090

Operating decal for the Push-in Technology



Additional products

Plug - PP-H 1,5/S/1 - 3212484



Plug, Connection method: Push-in connection, Number of positions: 1, Cross section: 0.14 mm² - 1.5 mm², AWG: 26 - 14, Width: 3.5 mm, Height: 31.3 mm, Color: gray

Feed-through terminal block - PT 1,5/S-TWIN/1P - 3212358

Accessories

Plug - PP-H 1,5/S/1 BU - 3212497



Plug, Connection method: Push-in connection, Number of positions: 1, Cross section: 0.14 mm² - 1.5 mm², AWG: 26 - 14, Width: 3.5 mm, Height: 31.3 mm, Color: blue

Plug - PP-H 1,5/S/1 GNYE - 3212507



Plug, Connection method: Push-in connection, Number of positions: 1, Cross section: 0.14 mm² - 1.5 mm², AWG: 26 - 14, Width: 3.5 mm, Height: 31.3 mm, Color: green-yellow

Plug - PP-H 1,5/S/2 - 3212510



Plug, Connection method: Push-in connection, Number of positions: 2, Cross section: 0.14 mm² - 1.5 mm², AWG: 26 - 14, Width: 7 mm, Height: 31.3 mm, Color: gray

Plug - PP-H 1,5/S/3 - 3212523



Plug, Connection method: Push-in connection, Number of positions: 3, Cross section: 0.14 mm² - 1.5 mm², AWG: 26 - 14, Width: 10.5 mm, Height: 31.3 mm, Color: gray

Plug - PP-H 1,5/S/4 - 3212536



Plug, Connection method: Push-in connection, Number of positions: 4, Cross section: 0.14 mm² - 1.5 mm², AWG: 26 - 14, Width: 14 mm, Height: 31.3 mm, Color: gray

Feed-through terminal block - PT 1,5/S-TWIN/1P - 3212358

Accessories

Plug - PP-H 1,5/S/5 - 3212549



Plug, Connection method: Push-in connection, Number of positions: 5, Cross section: 0.14 mm² - 1.5 mm², AWG: 26 - 14, Width: 17.5 mm, Height: 31.3 mm, Color: gray

Plug - PP-H 1,5/S/6 - 3212552



Plug, Connection method: Push-in connection, Number of positions: 6, Cross section: 0.14 mm² - 1.5 mm², AWG: 26 - 14, Width: 21 mm, Height: 31.3 mm, Color: gray

Plug - PP-H 1,5/S/7 - 3212565



Plug, Connection method: Push-in connection, Number of positions: 7, Cross section: 0.14 mm² - 1.5 mm², AWG: 26 - 14, Width: 24.5 mm, Height: 31.3 mm, Color: gray

Plug - PP-H 1,5/S/8 - 3212578



Plug, Connection method: Push-in connection, Number of positions: 8, Cross section: 0.14 mm² - 1.5 mm², AWG: 26 - 14, Width: 28 mm, Height: 31.3 mm, Color: gray

Plug - PP-H 1,5/S/9 - 3212581



Plug, Connection method: Push-in connection, Number of positions: 9, Cross section: 0.14 mm² - 1.5 mm², AWG: 26 - 14, Width: 31.5 mm, Height: 31.3 mm, Color: gray

Feed-through terminal block - PT 1,5/S-TWIN/1P - 3212358

Accessories

Plug - PP-H 1,5/S/10 - 3212594



Plug, Connection method: Push-in connection, Number of positions: 10, Cross section: 0.14 mm² - 1.5 mm², AWG: 26 - 14, Width: 35 mm, Height: 31.3 mm, Color: gray

Plug - PP-H 1,5/S/11 - 3212604



Plug, Connection method: Push-in connection, Number of positions: 11, Cross section: 0.14 mm² - 1.5 mm², AWG: 26 - 14, Width: 38.5 mm, Height: 31.3 mm, Color: gray

Plug - PP-H 1,5/S/12 - 3212617



Plug, Connection method: Push-in connection, Number of positions: 12, Cross section: 0.14 mm² - 1.5 mm², AWG: 26 - 14, Width: 42 mm, Height: 31.3 mm, Color: gray

Plug - PP-H 1,5/S/13 - 3212620



Plug, Connection method: Push-in connection, Number of positions: 13, Cross section: 0.14 mm² - 1.5 mm², AWG: 26 - 14, Width: 45.5 mm, Height: 31.3 mm, Color: gray

Plug - PP-H 1,5/S/14 - 3212633



Plug, Connection method: Push-in connection, Number of positions: 14, Cross section: 0.14 mm² - 1.5 mm², AWG: 26 - 14, Width: 49 mm, Height: 31.3 mm, Color: gray

Feed-through terminal block - PT 1,5/S-TWIN/1P - 3212358

Accessories

Plug - PP-H 1,5/S/15 - 3212646



Plug, Connection method: Push-in connection, Number of positions: 15, Cross section: 0.14 mm² - 1.5 mm², AWG: 26 - 14, Width: 52.5 mm, Height: 31.3 mm, Color: gray

Plug - PP-H 1,5/S/1-L - 3212659



Plug, Connection method: Push-in connection, Number of positions: 1, Cross section: 0.14 mm² - 1.5 mm², AWG: 26 - 14, Width: 3.5 mm, Height: 31.3 mm, Color: gray

Plug - PP-H 1,5/S/1-L BU - 3212662



Plug, Connection method: Push-in connection, Number of positions: 1, Cross section: 0.14 mm² - 1.5 mm², AWG: 26 - 14, Width: 3.5 mm, Height: 31.3 mm, Color: blue

Plug - PP-H 1,5/S/1-L GNYE - 3212675



Plug, Connection method: Push-in connection, Number of positions: 1, Cross section: 0.14 mm² - 1.5 mm², AWG: 26 - 14, Width: 3.5 mm, Height: 31.3 mm, Color: green-yellow

Plug - PP-H 1,5/S/1-M - 3212688



Plug, Connection method: Push-in connection, Number of positions: 1, Cross section: 0.14 mm² - 1.5 mm², AWG: 26 - 14, Width: 3.5 mm, Height: 31.3 mm, Color: gray

Feed-through terminal block - PT 1,5/S-TWIN/1P - 3212358

Accessories

Plug - PP-H 1,5/S/1-M BU - 3212691



Plug, Connection method: Push-in connection, Number of positions: 1, Cross section: 0.14 mm² - 1.5 mm², AWG: 26 - 14, Width: 3.5 mm, Height: 31.3 mm, Color: blue

Plug - PP-H 1,5/S/1-M GNYE - 3212701



Plug, Connection method: Push-in connection, Number of positions: 1, Cross section: 0.14 mm² - 1.5 mm², AWG: 26 - 14, Width: 3.5 mm, Height: 31.3 mm, Color: green-yellow

Plug - PP-H 1,5/S/1-R - 3212714



Plug, Connection method: Push-in connection, Number of positions: 1, Cross section: 0.14 mm² - 1.5 mm², AWG: 26 - 14, Width: 3.5 mm, Height: 31.3 mm, Color: gray

Plug - PP-H 1,5/S/1-R BU - 3212727



Plug, Connection method: Push-in connection, Number of positions: 1, Cross section: 0.14 mm² - 1.5 mm², AWG: 26 - 14, Width: 3.5 mm, Height: 31.3 mm, Color: blue

Plug - PP-H 1,5/S/1-R GNYE - 3212730



Plug, Connection method: Push-in connection, Number of positions: 1, Cross section: 0.14 mm² - 1.5 mm², AWG: 26 - 14, Width: 3.5 mm, Height: 31.3 mm, Color: green-yellow

Feed-through terminal block - PT 1,5/S-TWIN/1P - 3212358

Accessories

Strain relief - PZ 1,5/S/2 - 3212918



Strain relief, Color: black

Latching - PRZ 1,5/S - 3212905



Latching, Width: 3.5 mm, Length: 3 mm, Color: orange

Latching - PR 1,5/S/2 - 3212895



Latching, Color: orange

Latching - PR 1,5/S - 3212882



Latching, Color: orange

Drawings

Circuit diagram





Компания «ЭлектроПласт» предлагает заключение долгосрочных отношений при поставках импортных электронных компонентов на взаимовыгодных условиях!

Наши преимущества:

- Оперативные поставки широкого спектра электронных компонентов отечественного и импортного производства напрямую от производителей и с крупнейших мировых складов;
- Поставка более 17-ти миллионов наименований электронных компонентов;
- Поставка сложных, дефицитных, либо снятых с производства позиций;
- Оперативные сроки поставки под заказ (от 5 рабочих дней);
- Экспресс доставка в любую точку России;
- Техническая поддержка проекта, помощь в подборе аналогов, поставка прототипов;
- Система менеджмента качества сертифицирована по Международному стандарту ISO 9001;
- Лицензия ФСБ на осуществление работ с использованием сведений, составляющих государственную тайну;
- Поставка специализированных компонентов (Xilinx, Altera, Analog Devices, Intersil, Interpoint, Microsemi, Aeroflex, Peregrine, Syfer, Eurofarad, Texas Instrument, Miteq, Cobham, E2V, MA-COM, Hittite, Mini-Circuits, General Dynamics и др.);

Помимо этого, одним из направлений компании «ЭлектроПласт» является направление «Источники питания». Мы предлагаем Вам помощь Конструкторского отдела:

- Подбор оптимального решения, техническое обоснование при выборе компонента;
- Подбор аналогов;
- Консультации по применению компонента;
- Поставка образцов и прототипов;
- Техническая поддержка проекта;
- Защита от снятия компонента с производства.



Как с нами связаться

Телефон: 8 (812) 309 58 32 (многоканальный)

Факс: 8 (812) 320-02-42

Электронная почта: org@eplast1.ru

Адрес: 198099, г. Санкт-Петербург, ул. Калинина, дом 2, корпус 4, литера А.