

# GENERAL DETAILS OF TYPE S TIMERS

S series are compact, low cost, precision devices designed to the most demanding specifications. The small size, epoxy filled case is highly resistant against dust, vibrations, shock or humidity. Creep and strike distance according to VDE 0110 Group C 250V. Case protection IP66. Case material - Polymid.

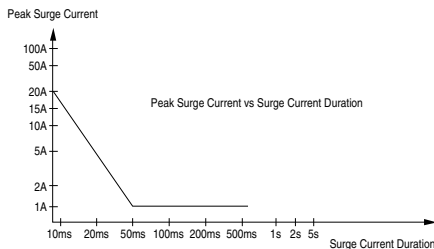


# SAS SERIES DELAY ON MAKE TIMER WITH SOLID STATE OUTPUT

UL listed CSA recognized

### SPECIFICATIONS:

- Input Power** ..... 24 VAC/DC, 110 VAC/DC  
220 VAC/DC, ±15%, 50/60 Hz
- Output Rating** ..... max.: 1.0 A at 20°C  
min.: 10 mA
- Repetition accuracy** ..... ±0.5% at a constant ambient
- Temp rise derating** ..... 5 mA / °C
- Reset time SAS-L & SAS-DL** ..... 25 ms after timing  
100 ms during timing
- SAS-PL** ..... 100 ms during timing
- Leakage current during timing** ..... 5 mA max
- Peak surge current** ..... 20 A < 10 ms
- Peak surge voltage** ..... 1400 V, 10 µs
- Terminals** ..... 1/4" (6.35mm) quick connect
- Operating temperature** ..... -22°F to +140°F (-30°C to +60°C)
- Weight** ..... 1.9 oz. (55g)



### ORDERING INFORMATION: (100 pcs. minimum order)

**S**  
MOUNTING

**AS-D**  
SERIES

**100S**  
TIME RANGE

**220 AD**  
INPUT POWER

**L**  
UL

S=Encapsulated requiring DIN-Rail, Panel Adapter or use Base Mounting Holes

AS = standard relay  
AS-D = remote potentiometer  
AS-P = internal potentiometer

AS = Fixed .1 sec - 1 min  
AS-D = .1 sec - 60 min  
Ex = 10-100 sec maintain 10:1 ratio  
AS-P = .1 sec - 10 sec  
1-100 sec maintain 100:1 ratio

24AD = 24 VAC/DC  
110AD = 110 VAC/DC  
220AD = 220 VAC/DC

1 AMP



Function A: When input power is applied, timing (t) begins. At the end of the preselected time, the solid state SCR output turns on. The output turns off when the input power is removed, resetting the timer for the next cycle.

### WIRING DIAGRAM:



# SDS SERIES REPEAT CYCLE TIMER

UL listed CSA recognized

- Shock Resistant
- SCR Solid State Output
- Optional Remote Potentiometer
- DIN-Rail or Base Mounting



When input power S1 is applied, the solid state output turns on immediately for the timer period specified. It then turns OFF for that same time period and repeats continuously while power is applied.

**SPECIFICATIONS:**

Input	24 VAC, 48 VAC, 110 VAC 220 VAC, ±15%, 50/60 Hz
Maximum power consumption	24 VAC: 0.2 VA 48 VAC: 0.3 VA 110 VAC: 0.6 VA 220 VAC: 1.2 VA
Output	SCR
Output Rating	max.: 1.0 A at 20°C min.: 10 mA
Repetition accuracy	±0.5% at a constant ambient
Temp. rise derating	5 mA / °C
Reset time	100 ms after timing 150 ms during timing
Leakage current during timing	2 mA max.
Peak surge current	20 A < 10ms
Peak surge voltage	1400 V, 100 µs
Terminals	Faston 1/4" (6.35mm)
Operating temperature	-22°F to +140°F -30°C to +60°C
Weight	1.9 oz. (55g)

**WIRING DIAGRAM:**



DIMENSIONS See page 3-34

**ORDERING INFORMATION:** (100 pcs. minimum order)

P.S.: Specify maximum time for "D" and "P" versions.

**S**  
MOUNTING

**DS**  
SERIES

**10 min**  
TIME RANGE

**24**  
INPUT POWER

**L**  
UL

S = Encapsulated, requiring DIN-Rail, Panel Adapter or use Base Mounting Holes

DS = Fixed time  
DS-D = remote potentiometer  
DS-P = internal potentiometer

DS = Fixed .1s. - 120 min  
DS-D = .1 sec. - 120 min.  
Maintain 10:1 ratio  
DS-P = 1 -10 sec. or min., 10 - 100 sec. or min.  
Maintain 100:1 ratio

24A = 24 VAC  
48A = 48 VAC  
110A = 110 VAC  
220A = 220 VAC

1 AMP

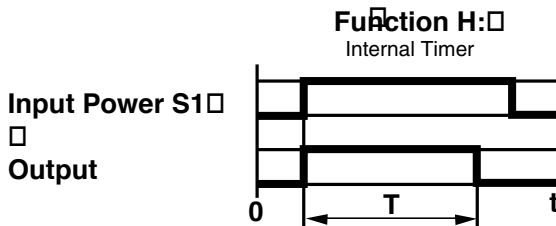
Products and specifications subject to change without notice.

# SHS SERIES

## INTERVAL TIMER WITH SOLID STATE OUTPUT

UL listed CSA recognized

- Epoxy Encapsulated
- DIN-Rail or Base Mounting
- Internal or External Time Set
- Fixed Time

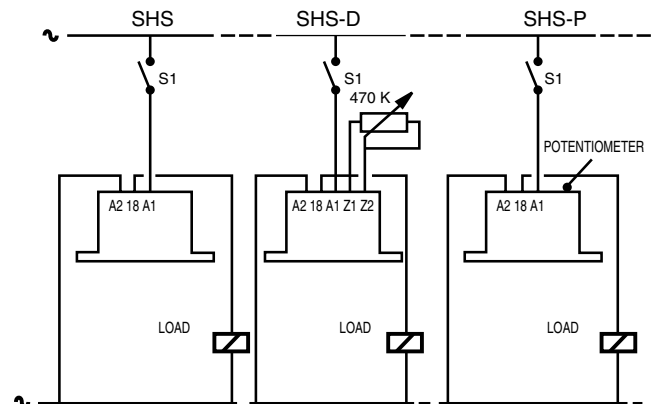


The solid state output turns on when the input power (S1) is applied. The output turns off at the end of time (T). The timer is reset when the input power is removed.

**SPECIFICATIONS:**

<b>Input</b> .....	24 VAC, 48 VAC, 110 VAC 220 VAC, ±15%, 50/60 Hz
<b>Maximum power consumption</b> ..	24 VAC: 0.2 VA 48 VAC: 0.3 VA 110 VAC: 0.6 VA 220 VAC: 1.2 VA
<b>Output</b> .....	SCR
<b>Output Rating</b> .....	max.: 1.0 A at 20°C min.: 10 mA
<b>Repetition accuracy</b> .....	±0.5% at a constant ambient
<b>Temp. rise derating</b> .....	5 mA / °C
<b>Reset time</b> .....	100 ms after timing 150 ms during timing
<b>Leakage current during timing</b> ..	2 mA max.
<b>Peak surge current</b> .....	20 A < 10 ms
<b>Peak surge voltage</b> .....	1400 V, 100 µs
<b>Terminals</b> .....	Faston 1/4" (6.35mm)
<b>Operating temperature</b> .....	-22°F to +140°F    -30°C to +60°C
<b>Weight</b> .....	1.9 oz. (55g)

**WIRING DIAGRAM:**



Note: Available with internal potentiometer in HS-P Series.

**ORDERING INFORMATION:** (100 pcs. minimum order)

P.S.: Specify maximum time for "D" and "P" versions.

DIMENSIONS See page 3-34

<b>S</b> MOUNTING	<b>HS-D</b> SERIES	<b>300S</b> TIME RANGE	<b>220A</b> INPUT POWER	<b>L</b> UL
S = Encapsulated, requiring DIN-Rail, Panel Adapter or Base Mounting Holes	HS = Fixed time HS-D = remote potentiometer HS-P = internal potentiometer	HS = Fixed .1s. - 120 min HS-D = 1 sec. - 120 min. Maintain 10:1 ratio HS-P = 1-10 sec. or min., 10 - 100 sec. or min. Maintain 100:1 ratio	24A = 24 VAC 48A = 48 VAC 110A = 110 VAC 220A = 220 VAC	1 AMP

Products and specifications subject to change without notice.

Order/Technical Support – Tel: (800) 677-5311 / FAX: (800) 677-3865 / www.crouzet-usa.com



Компания «ЭлектроПласт» предлагает заключение долгосрочных отношений при поставках импортных электронных компонентов на взаимовыгодных условиях!

Наши преимущества:

- Оперативные поставки широкого спектра электронных компонентов отечественного и импортного производства напрямую от производителей и с крупнейших мировых складов;
- Поставка более 17-ти миллионов наименований электронных компонентов;
- Поставка сложных, дефицитных, либо снятых с производства позиций;
- Оперативные сроки поставки под заказ (от 5 рабочих дней);
- Экспресс доставка в любую точку России;
- Техническая поддержка проекта, помощь в подборе аналогов, поставка прототипов;
- Система менеджмента качества сертифицирована по Международному стандарту ISO 9001;
- Лицензия ФСБ на осуществление работ с использованием сведений, составляющих государственную тайну;
- Поставка специализированных компонентов (Xilinx, Altera, Analog Devices, Intersil, Interpoint, Microsemi, Aeroflex, Peregrine, Syfer, Eurofarad, Texas Instrument, Miteq, Cobham, E2V, MA-COM, Hittite, Mini-Circuits, General Dynamics и др.);

Помимо этого, одним из направлений компании «ЭлектроПласт» является направление «Источники питания». Мы предлагаем Вам помощь Конструкторского отдела:

- Подбор оптимального решения, техническое обоснование при выборе компонента;
- Подбор аналогов;
- Консультации по применению компонента;
- Поставка образцов и прототипов;
- Техническая поддержка проекта;
- Защита от снятия компонента с производства.



#### Как с нами связаться

**Телефон:** 8 (812) 309 58 32 (многоканальный)

**Факс:** 8 (812) 320-02-42

**Электронная почта:** [org@eplast1.ru](mailto:org@eplast1.ru)

**Адрес:** 198099, г. Санкт-Петербург, ул. Калинина, дом 2, корпус 4, литера А.