



Features

- Compact design, long life and high reliability
- Momentary push switch option
- Available in a wide variety of configurations to meet many user requirements



PEC12R - 12 mm Incremental Encoder

Electrical Characteristics

Output	2-bit quadrature code
Contact Rating	10 mA @ 5 VDC
Insulation Resistance	10 megohms @ 250 VDC
Dielectric Withstanding Voltage	
Sea Level	50 VAC minimum
Electrical Travel	Continuous
Contact Bounce (15 RPM)	2.0 ms. maximum**
RPM (Operating)	100 maximum**

Environmental Characteristics

Operating Temperature Range	-30 °C to +70 °C (-22 °F to +158 °F)
Storage Temperature Range	-40 °C to +85 °C (-40 °F to +185 °F)
Humidity	MIL-STD-202, Method 103B, Condition B
Vibration	10~55~10 Hz / 1 min. / Amplitude 1.5 mm
Shock	100 G
Rotational Life	30,000 cycles minimum
Switch Life	20,000 cycles minimum
IP Rating	IP 40

Mechanical Characteristics

Mechanical Angle	360 ° continuous
Torque	
Running	30.6 to 204 g-cm (0.42 to 2.83 oz.-in.)
Mounting	10.2 kgf.cm (8.83 lb.-in.) maximum
Shaft Side Load (Static)	2.04 kgf (4.5 lbs.) minimum
Weight	3 gm (0.1 oz.) maximum
Terminals	Printed circuit board terminals
Terminals	Printed circuit board terminals
Soldering Condition	
Wave Soldering	Sn95.5/Ag2.8/Cu0.7 solder with no-clean flux: 260 °C max. for 3 ± 1 sec.
Hand Soldering	Not recommended
Hardware	One flat washer and one mounting nut supplied with each encoder with bushing

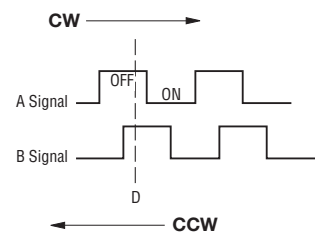
Switch Characteristics

Switch Type	Contact Push ON Momentary SPST
Power Rating (Resistive Load)	10 mA at 5 V DC
Switch Travel	0.5 ± 0.3 mm
Switch Actuation Force	610 ± 306 gf (8.47 ± 4.24 oz.-in.)
Contact Resistance	100 milliohms @ 5 VDC

How To Order

	PEC12R - 4 0 20 F - S 0012
Model	PEC12R
Terminal/Bushing Configuration	4
2 = Vertical Mount - Radial PC Pin/No Bushing	
3 = Horizontal Mount - Axial PC Pin/with Bushing	
4 = Horizontal Mount - Axial PC Pin/No Bushing	
Detent Option	0
0 = No Detents	
1 = 12 Detents (available with 12 pulses only)	
2 = 24 Detents	
Standard Shaft Length	20
15 = 15.0 mm (Horizontal Mount/No Bushing only)	
17 = 17.5 mm	22 = 22.5 mm
20 = 20.0 mm	25 = 25.0 mm
30 = 30.0 mm	30 = 30.0 mm
Shaft Style	F
F = Insulated Flatted Shaft	
Switch Configuration	S
S = Push Momentary Switch	
N = No Switch	
Resolution	0012
0012 = 12 Pulses per 360 ° Rotation	
0024 = 24 Pulses per 360 ° Rotation	

Quadrature Output Table



*RoHS Directive 2002/95/EC Jan. 27, 2003 including annex and RoHS Recast 2011/65/EU June 8, 2011.

**Devices are tested using standard noise reduction filters. For optimum performance, designers should use noise reduction filters in their circuits. Specifications are subject to change without notice.

The device characteristics and parameters in this data sheet can and do vary in different applications and actual device performance may vary over time. Users should verify actual device performance in their specific applications.

Applications

Level control, tuning and timer settings in:

- Audio-visual equipment
- Consumer electric appliances
- Musical instrumentation
- Communications equipment

PEC12R - 12 mm Incremental Encoder

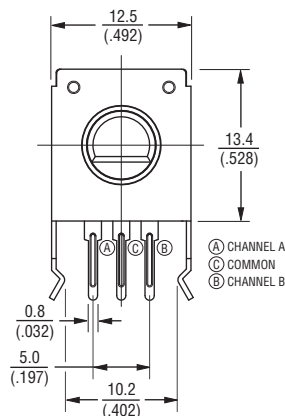
BOURNS®

Product Dimensions

PEC12R-2xxxF-Nxxxx (Vertical Mount - Radial PC Pin/No Bushing, No Switch)



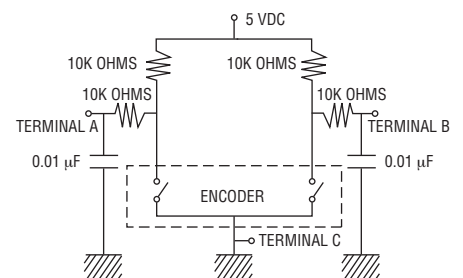
PEC12R-2xxxF-Sxxxx (Vertical Mount - Radial PC Pin/No Bushing, Push Momentary Switch)



Switch Circuit



Suggested Filter Circuit



L	17.5 (.688)	20.0 (.787)	22.5 (.886)	25.0 (.984)	30.0 (1.181)
F	5.0 (.197)	7.0 (.276)	7.0 (.276)	12.0 (.472)	12.0 (.472)

DIMENSIONS: $\frac{\text{MM}}{\text{(INCHES)}}$

TOLERANCE: $\frac{<10}{(<.400)} = \frac{\pm 0.3}{(\pm .012)}$
 $\frac{\geq 10}{(\geq .400)} = \frac{\pm 0.5}{(\pm .020)}$

The device characteristics and parameters in this data sheet can and do vary in different applications and actual device performance may vary over time. Users should verify actual device performance in their specific applications.

Specifications are subject to change without notice.

PEC12R - 12 mm Incremental Encoder

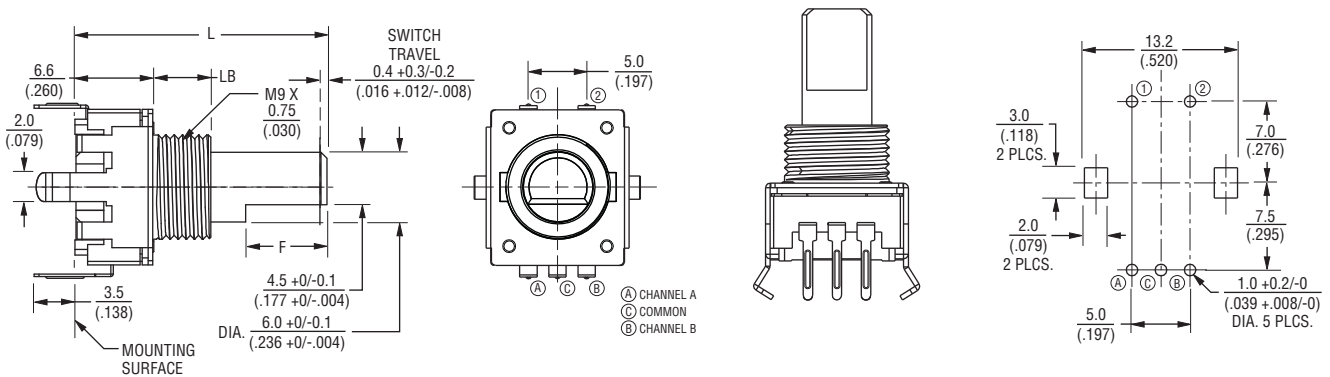
BOURNS®

Product Dimensions

PEC12R-3xxxF-Nxxxx (Horizontal Mount - Axial PC Pin/with Bushing, No Switch)



PEC12R-3xxxF-Sxxxx (Horizontal Mount - Axial PC Pin/with Bushing, Push Momentary Switch)



L	$\frac{17.5}{(.688)}$	$\frac{20.0}{(.787)}$	$\frac{22.5}{(.886)}$	$\frac{25.0}{(.984)}$	$\frac{30.0}{(1.181)}$
LB	$\frac{5.0}{(.197)}$	$\frac{5.0}{(.197)}$	$\frac{7.0}{(.276)}$	$\frac{7.0}{(.276)}$	$\frac{7.0}{(.276)}$
F	$\frac{5.0}{(.197)}$	$\frac{7.0}{(.276)}$	$\frac{7.0}{(.276)}$	$\frac{12.0}{(.472)}$	$\frac{12.0}{(.472)}$

DIMENSIONS: $\frac{\text{MM}}{\text{(INCHES)}}$

TOLERANCE: $\frac{<10}{(<.400)} = \frac{\pm 0.3}{(\pm .012)}$

$\frac{\geq 10}{(\geq .400)} = \frac{\pm 0.5}{(\pm .020)}$

Specifications are subject to change without notice.

The device characteristics and parameters in this data sheet can and do vary in different applications and actual device performance may vary over time. Users should verify actual device performance in their specific applications.

PEC12R - 12 mm Incremental Encoder

BOURNS®

Product Dimensions

PEC12R-4xxxF-Nxxxx (Horizontal Mount - Axial PC Pin/No Bushing, No Switch)



PEC12R-4xxxF-Sxxxx (Horizontal Mount - Axial PC Pin/No Bushing, Push Momentary Switch)



L	15.0 (.591)	17.5 (.688)	20.0 (.787)	22.5 (.886)	25.0 (.984)	30.0 (1.181)
LB	2.0 (.079)	5.0 (.197)	5.0 (.197)	5.0 (.197)	5.0 (.197)	5.0 (.197)
F	5.0 (.197)	5.0 (.197)	7.0 (.276)	7.0 (.276)	12.0 (.472)	12.0 (.472)

DIMENSIONS:	MM (INCHES)
TOLERANCE:	<10 (<.400) = ±0.3 (±.012)
	≥10 (≥.400) = ±0.5 (±.020)

BOURNS®

Asia-Pacific:
Tel: +886-2 2562-4117
Fax: +886-2 2562-4116

EMEA:
Tel: +36 88 520 390
Fax: +36 88 520 211

The Americas:
Tel: +1-951 781-5500
Fax: +1-951 781-5700

www.bourns.com

REV. 04/15

Specifications are subject to change without notice.

The device characteristics and parameters in this data sheet can and do vary in different applications and actual device performance may vary over time.

Users should verify actual device performance in their specific applications.



Компания «ЭлектроПласт» предлагает заключение долгосрочных отношений при поставках импортных электронных компонентов на взаимовыгодных условиях!

Наши преимущества:

- Оперативные поставки широкого спектра электронных компонентов отечественного и импортного производства напрямую от производителей и с крупнейших мировых складов;
- Поставка более 17-ти миллионов наименований электронных компонентов;
- Поставка сложных, дефицитных, либо снятых с производства позиций;
- Оперативные сроки поставки под заказ (от 5 рабочих дней);
- Экспресс доставка в любую точку России;
- Техническая поддержка проекта, помощь в подборе аналогов, поставка прототипов;
- Система менеджмента качества сертифицирована по Международному стандарту ISO 9001;
- Лицензия ФСБ на осуществление работ с использованием сведений, составляющих государственную тайну;
- Поставка специализированных компонентов (Xilinx, Altera, Analog Devices, Intersil, Interpoint, Microsemi, Aeroflex, Peregrine, Syfer, Eurofarad, Texas Instrument, Miteq, Cobham, E2V, MA-COM, Hittite, Mini-Circuits, General Dynamics и др.);

Помимо этого, одним из направлений компании «ЭлектроПласт» является направление «Источники питания». Мы предлагаем Вам помощь Конструкторского отдела:

- Подбор оптимального решения, техническое обоснование при выборе компонента;
- Подбор аналогов;
- Консультации по применению компонента;
- Поставка образцов и прототипов;
- Техническая поддержка проекта;
- Защита от снятия компонента с производства.



Как с нами связаться

Телефон: 8 (812) 309 58 32 (многоканальный)

Факс: 8 (812) 320-02-42

Электронная почта: org@eplast1.ru

Адрес: 198099, г. Санкт-Петербург, ул. Калинина, дом 2, корпус 4, литера А.