

## TYPICAL INDICATOR ORDERING EXAMPLE



| Shapes           |             |
|------------------|-------------|
| Bushing Mounting |             |
| 01               | Square      |
| 02               | Round       |
| 03               | Rectangular |
| Snap-in Mounting |             |
| 04               | Square      |
| 05               | Round       |
| 06               | Rectangular |

| Panel Seal |                                      |
|------------|--------------------------------------|
| No Code    | Without Panel Seal                   |
| W          | With Panel Seal (Bushing Mount only) |

| Housing |            |
|---------|------------|
| K       | Black only |

| Terminals |   |
|-----------|---|
| W01       | Silver Solder Lug/.110" (2.8mm)<br>Quick Connect* |

| Lamps             |         |
|-------------------|---------|
| Incandescent Lamp |         |
| 05                | 5-volt  |
| 12                | 12-volt |

| Bright LED |       |          |             |
|------------|-------|----------|-------------|
| LED Colors |       | Resistor |             |
| 5C         | Red   | No Code  | No Resistor |
| 5D         | Amber | 05       | 5-volt      |
|            |       | 12       | 12-volt     |
| 5F         | Green | 24       | 24-volt     |

| Super Bright LED |       |
|------------------|-------|
| 6B               | White |
| 6F               | Green |
| 6G               | Blue  |

| Bicolor LED |           |                 |                      |
|-------------|-----------|-----------------|----------------------|
| LED Colors  |           | Forward Voltage |                      |
| 2CF         | Red/Green | 02              | 2-volt (no resistor) |
|             |           | 05              | 5-volt               |
|             |           | 12              | 12-volt              |
|             |           | 24              | 24-volt              |

| Cap Types & Colors            |              |
|-------------------------------|--------------|
| Solid Cap: Lens/Insert Colors |              |
| BB                            | White/White  |
| CB                            | Red/White    |
| EB                            | Yellow/White |
| FB                            | Green/White  |
| GB                            | Blue/White   |

| LED Cap: Lens/Insert Colors |             |
|-----------------------------|-------------|
| JB                          | Clear/White |
| JC                          | Clear/Red   |
| JD                          | Clear/Amber |
| JF                          | Clear/Green |

| LED Cap: Lens/Insert Colors |             |
|-----------------------------|-------------|
| JB                          | Clear/White |

| LED Cap: Lens/Insert Colors |             |
|-----------------------------|-------------|
| JB                          | Clear/White |

\* Wire harness & cable assemblies offered only in Americas

### DESCRIPTION FOR TYPICAL ORDERING EXAMPLE

**YB04KW01-12-FB**



### SHAPES & MOUNTING TYPES

#### Bushing Mounting

#### Snap-in Mounting

**01** Square

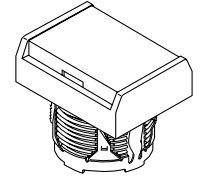
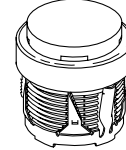
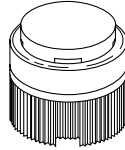
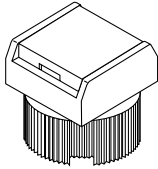
**02** Round

**03** Rectangular

**04** Square

**05** Round

**06** Rectangular



Bezel-barrier is an integral part of the indicator body.

### PANEL SEAL

**No Code**

Without Panel Seal

**W**

With Panel Seal

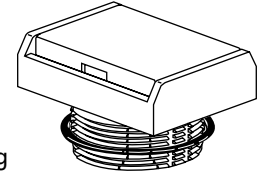
Bushing Mounting



Snap-in Mounting



Bushing Mounting only



Supplied with mounting nut.

Supplied with mounting nut and o-ring AT089.

### INCANDESCENT LAMP & SOLID CAP

The electrical specifications shown are determined at a basic temperature of 25°C.  
If the source voltage exceeds the rated voltage, a ballast resistor is required.  
The resistor value can be calculated by using the formula in the Supplement section.

|   |                           |           |               |        |
|---|---------------------------|-----------|---------------|--------|
| <b>AT611</b><br><br>T-1 Bi-pin |                           | <b>05</b> | <b>12</b>     |        |
|   | Voltage                   | V         | 5V AC         | 12V AC |
|   | Current                   | I         | 115mA         | 60mA   |
|   | MSCP                      |           | .150          | .150   |
|   | Endurance                 | Hours     | 7,000 average |        |
|   | Ambient Temperature Range |           | -25°C ~ +50°C |        |

#### Solid Cap for Incandescent Lamp

Lens/Insert Colors Available:

- BB** White/White
- CB** Red/White
- EB** Yellow/White
- FB** Green/White
- GB** Blue/White

**AT3001**  
Square



**AT3003**  
Rectangular



**AT3002**  
Round



Translucent Colored Lens



Translucent White Insert



Translucent White Seal/Filter



Incandescent Lamp AT611

Materials: Polycarbonate (Lens & Insert)  
Thermoplastic Elastomer (Seal/Filter)  
Finish: Glossy

## BRIGHT LEDS & LED CAPS

The electrical specifications shown are determined at a basic temperature of 25°C.  
 If the source voltage exceeds the rated voltage, a ballast resistor is required.  
 The resistor value can be calculated by using the formula in the Supplement section.

### Electrical Specifications for Bright LED without Resistor

|   |   |              |      |     |     |       |
|---|---|--------------|------|-----|-----|-------|
| <b>Bright AT628</b><br><br><br>T-1 Bi-pin | <b>Colors Available:</b> <span style="border: 1px solid black; padding: 2px;">5C</span> Red <span style="border: 1px solid black; padding: 2px;">5D</span> Amber <span style="border: 1px solid black; padding: 2px;">5F</span> Green <span style="border: 1px solid black; padding: 2px;">No Code</span> No Resistor | Unit         |      |     |     |       |
|   | Forward Peak Current  | $I_{FM}$     | 40   | 40  | 40  | mA    |
|   | Continuous Forward Current  | $I_F$        | 26   | 26  | 26  | mA    |
|   | Forward Voltage   | $V_F$        | 1.9  | 2.0 | 2.0 | V     |
|   | Reverse Peak Voltage  | $V_{RM}$     | 4    | 4   | 4   | V     |
|   | Current Reduction Rate Above 25°C   | $\Delta I_F$ | 0.50 |     |     | mA/°C |
|   | Ambient Temperature Range   | -25 ~ +50    |      |     | °C  |       |

### Electrical Specifications for Bright LED with Resistor

|   |  |              |    |    |    |       |
|---|--|--------------|----|----|----|-------|
| <b>Bright AT634</b><br><br>T-1 1/4 Bi-pin | <b>Colors Available:</b> <span style="border: 1px solid black; padding: 2px;">5C</span> Red <span style="border: 1px solid black; padding: 2px;">5D</span> Amber <span style="border: 1px solid black; padding: 2px;">5F</span> Green <span style="border: 1px solid black; padding: 2px;">05</span> <span style="border: 1px solid black; padding: 2px;">12</span> <span style="border: 1px solid black; padding: 2px;">24</span> | Unit         |    |    |    |       |
|   | Forward Peak Current   | $I_{FM}$     | —  | —  | —  | mA    |
|   | Continuous Forward Current   | $I_F$        | 25 | 20 | 10 | mA    |
|   | Forward Voltage  | $V_F$        | 5  | 12 | 24 | V     |
|   | Reverse Peak Voltage   | $V_{RM}$     | 4  | 8  | 16 | V     |
|   | Current Reduction Rate Above 25°C  | $\Delta I_F$ | —  | —  | —  | mA/°C |
|   | Ambient Temperature Range  | -25 ~ +50    |    |    | °C |       |

AT634  
5-volt,  
2-element  
with Resistor



AT634  
12-volt,  
4-element  
with Resistor



AT634  
24-volt,  
4-element  
with Resistor



### Cap for Bright LED

Lens/Insert  
Colors Available:

- JB Clear/White
- JC Clear/Red
- JD Clear/Amber
- JF Clear/Green

**AT3004**  
Square



**AT3006**  
Rectangular



**AT3005**  
Round



Transparent Clear Lens



Translucent Colored Insert



Translucent White Seal/Diffuser



Bright LEDs  
AT628 AT634

Materials: Polycarbonate (Lens & Insert)  
 Thermoplastic Elastomer (Seal/Diffuser)  
 Finish: Glossy

Toggles  
Rocker  
Pushbuttons  
Illuminated PB  
Programmable  
Keylocks  
Rotaries  
Slides  
Tactiles  
Tilt  
Touch  
Indicators  
Accessories  
Supplement

### SUPER BRIGHT LEDS & LED CAPS

The electrical specifications shown are determined at a basic temperature of 25°C.  
 If the source voltage exceeds the rated voltage, a ballast resistor is required.  
 The resistor value can be calculated by using the formula in the Supplement section.

|  |   |  |           |       |       |       |      |
|--|---|--|-----------|-------|-------|-------|------|
|  <p>Super Bright<br/>                 AT625G Blue<br/>                 AT631B White<br/>                 AT632F Green</p> <p>T-1 Bi-pin</p> |   | <div style="display: flex; justify-content: space-around;"> <div style="border: 1px solid black; padding: 2px; text-align: center;"><b>6B</b></div> <div style="border: 1px solid black; padding: 2px; text-align: center;"><b>6F</b></div> <div style="border: 1px solid black; padding: 2px; text-align: center;"><b>6G</b></div> </div> | Colors:   | White | Green | Blue  | Unit |
|  | Forward Peak Current  | $I_{FM}$   | 30        | 30    | 30    | mA    |      |
|  | Continuous Forward Current  | $I_F$  | 20        | 20    | 20    | mA    |      |
|  | Forward Voltage   | $V_F$  | 3.6       | 3.5   | 3.6   | V     |      |
|  | Reverse Peak Voltage  | $V_{RM}$   | 5         | 5     | 5     | V     |      |
|  | Current Reduction Rate Above 25°C   | $\Delta I_F$   | 0.50      |       |       | mA/°C |      |
|  | Ambient Temperature Range   |  | -25 ~ +50 |       |       | °C    |      |

### Cap for Super Bright LED

**AT3014  
Square**



**AT3015  
Round**



**AT3016  
Rectangular**



Lens/Insert  
 Colors Available:

**JB** Clear/White



Transparent Clear Lens



Translucent White Insert



Translucent White Seal/Diffuser



Super Bright LEDs  
 AT625 AT631  
 AT632

Materials: Polycarbonate (Lens & Insert)  
 Thermoplastic Elastomer (Seal/Diffuser)

BICOLOR LED & LED CAPS

The electrical specifications shown are determined at a basic temperature of 25°C.  
 If the source voltage exceeds the rated voltage, a ballast resistor is required.  
 The resistor value can be calculated by using the formula in the Supplement section.

|   |  |           |           |           |           |       |
|---|--|-----------|-----------|-----------|-----------|-------|
| <b>Bicolor AT621</b><br><br>Red/Green<br><br>T-1 1/2 Bi-pin | Bicolor LED is translucent white in OFF state. | <b>02</b> | <b>05</b> | <b>12</b> | <b>24</b> | Unit  |
|   | Forward Peak Current $I_{FM}$                  | 60        | 60        | 20        | 12        | mA    |
|   | Continuous Forward Current $I_F$               | 45        | 45        | 15        | 10        | mA    |
|   | Forward Voltage $V_F$                          | 2.1       | 5         | 12        | 24        | V     |
|   | Current Reduction Rate Above 25°C $\Delta I_F$ | 0.80      | ---       | ---       | ---       | mA/°C |
|   | Ambient Temperature Range                      | -25 ~ +50 |           |           | °C        |       |



LED Caps

AT3004 Square



AT3005 Round



AT3006 Rectangular



Lens/Insert  
 Colors Available:

**JB** Clear/White



Materials: Polycarbonate (Lens & Insert)  
 Thermoplastic Elastomer (Seal/Diffuser)

## TYPICAL INDICATOR DIMENSIONS

### Square • Bushing Mounting



Panel Thickness

.020" ~ .197" (0.5mm ~ 5.0mm)

**YB01KW01-12-CB**

### Round • Panel Seal



Panel Thickness

.020" ~ .197" (0.5mm ~ 5.0mm)

**YB02WKW01-12-CB**

### Rectangular • Snap-in Mounting



Panel Thickness

.039" ~ .138" (1.0mm ~ 3.5mm)

**YB06KW01-12-CB**



Компания «ЭлектроПласт» предлагает заключение долгосрочных отношений при поставках импортных электронных компонентов на взаимовыгодных условиях!

Наши преимущества:

- Оперативные поставки широкого спектра электронных компонентов отечественного и импортного производства напрямую от производителей и с крупнейших мировых складов;
- Поставка более 17-ти миллионов наименований электронных компонентов;
- Поставка сложных, дефицитных, либо снятых с производства позиций;
- Оперативные сроки поставки под заказ (от 5 рабочих дней);
- Экспресс доставка в любую точку России;
- Техническая поддержка проекта, помощь в подборе аналогов, поставка прототипов;
- Система менеджмента качества сертифицирована по Международному стандарту ISO 9001;
- Лицензия ФСБ на осуществление работ с использованием сведений, составляющих государственную тайну;
- Поставка специализированных компонентов (Xilinx, Altera, Analog Devices, Intersil, Interpoint, Microsemi, Aeroflex, Peregrine, Syfer, Eurofarad, Texas Instrument, Miteq, Cobham, E2V, MA-COM, Hittite, Mini-Circuits, General Dynamics и др.);

Помимо этого, одним из направлений компании «ЭлектроПласт» является направление «Источники питания». Мы предлагаем Вам помощь Конструкторского отдела:

- Подбор оптимального решения, техническое обоснование при выборе компонента;
- Подбор аналогов;
- Консультации по применению компонента;
- Поставка образцов и прототипов;
- Техническая поддержка проекта;
- Защита от снятия компонента с производства.



#### Как с нами связаться

**Телефон:** 8 (812) 309 58 32 (многоканальный)

**Факс:** 8 (812) 320-02-42

**Электронная почта:** [org@eplast1.ru](mailto:org@eplast1.ru)

**Адрес:** 198099, г. Санкт-Петербург, ул. Калинина, дом 2, корпус 4, литера А.