



Main

| | |
|--|-----------------------------------|
| Range of product | Zelio Relay |
| Series name | Miniature |
| Product or component type | Plug-in relay |
| Device short name | RXM |
| Contacts type and composition | 4 C/O |
| [Uc] control circuit voltage | 230 V AC, 50/60 Hz |
| [Ithe] conventional enclosed thermal current | 6 A at -40...131 °F (-40...55 °C) |
| Status LED | With |
| Control type | Without lockable test button |
| Utilisation coefficient | 20 % |

Complementary

| | |
|--|---|
| Shape of pin | Flat |
| [Ui] rated insulation voltage | 250 V conforming to IEC 300 V conforming to UL 300 V conforming to CSA |
| [Uimp] rated impulse withstand voltage | 2.5 kV 1.2/50 µs |
| Contacts material | AgNi |
| [Ie] rated operational current | 3 A at 28 V DC (NC) conforming to IEC 3 A at 250 V AC (NC) conforming to IEC 6 A at 28 V DC (NO) conforming to IEC 6 A at 250 V AC (NO) conforming to IEC 6 A at 277 V AC conforming to UL 8 A at 30 V DC conforming to UL |
| Maximum switching voltage | 250 V conforming to IEC |
| Load current | 6 A at 250 V AC 6 A at 28 V DC |
| Maximum switching capacity | 1500 VA/168 W |
| Minimum switching capacity | 170 mW at 10 mA, 17 V |
| Operating rate | <= 18000 cycles/hour no-load <= 1200 cycles/hour under load |
| Mechanical durability | 10000000 cycles |
| Electrical durability | 100000 cycles resistive load |
| Average coil consumption in VA | 1.2 at 60 Hz |
| Average consumption | 1.2 VA 60 Hz |
| Drop-out voltage threshold | >= 0.15 Uc |
| Operating time | 20 ms |
| Reset time | 20 ms |
| Average resistance | 15000 Ohm at 20 °C +/- 15 % |
| Rated operational voltage limits | 184...253 V AC |
| Safety reliability data | B10d = 100000 |
| Protection category | RT I |
| Operating position | Any position |
| Product weight | 0.08 lb(US) (0.037 kg) |
| Device presentation | Complete product |

Environment

| | |
|---------------------|--|
| dielectric strength | 1300 V AC between contacts with micro disconnection insulation |
|---------------------|--|

The information provided in this documentation contains general descriptions and/or technical characteristics of the performance of the products contained herein. This documentation is not intended as a substitute for and is not to be used for determining suitability or reliability of these products for specific user applications. It is the duty of any such user or integrator to perform the appropriate and complete risk analysis, evaluation and testing of the products with respect to the relevant specific application or use thereof. Neither Schneider Electric Industries SAS nor any of its affiliates or subsidiaries shall be responsible or liable for misuse of the information contained herein.

2000 V AC between coil and contact with reinforced insulation
2000 V AC between poles with basic insulation

| | |
|---------------------------------------|---|
| product certifications | CE CSA GOST RoHS UL REACH Lloyd's |
| standards | EN/IEC 61810-1 UL 508 CSA C22.2 No 14 |
| ambient air temperature for storage | -40...185 °F (-40...85 °C) |
| ambient air temperature for operation | -40...131 °F (-40...55 °C) |
| vibration resistance | 3 gn (f = 10...150 Hz), amplitude +/- 1 mm (on 5 cycles in operation) 5 gn (f = 10...150 Hz), amplitude +/- 1 mm (on 5 cycles not operating) |
| IP degree of protection | IP40 conforming to EN/IEC 60529 |
| shock resistance | 10 gn in operation 30 gn not operating |
| pollution degree | 2 |

Offer Sustainability

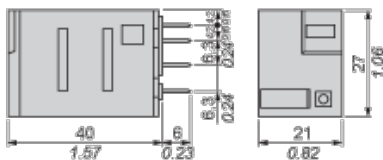
| | |
|--|--|
| Green Premium product | Green Premium product |
| Compliant - since 0710 - Schneider Electric declaration of conformity | Compliant - since 0710 - Schneider Electric declaration of conformity |
| Reference not containing SVHC above the threshold | Reference not containing SVHC above the threshold |
| Available | Available |
| Need no specific recycling operations | Need no specific recycling operations |
| WARNING: This product can expose you to chemicals including: | WARNING: This product can expose you to chemicals including: |
| Nickel compounds, which is known to the State of California to cause cancer, and | Nickel compounds, which is known to the State of California to cause cancer, and |
| Di-isodecyl phthalate (DIDP), which is known to the State of California to cause birth defects or other reproductive harm. | Di-isodecyl phthalate (DIDP), which is known to the State of California to cause birth defects or other reproductive harm. |
| For more information go to www.p65warnings.ca.gov | For more information go to www.p65warnings.ca.gov |

Contractual warranty

| | |
|-----------------|-----------|
| Warranty period | 18 months |
|-----------------|-----------|

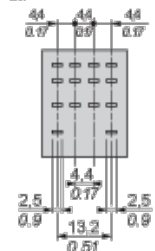
Dimensions

mm
in.

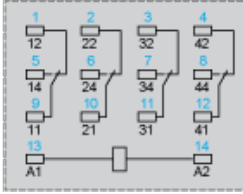
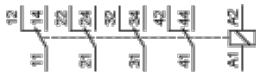


Pin Side View

mm
in.



Wiring Diagram

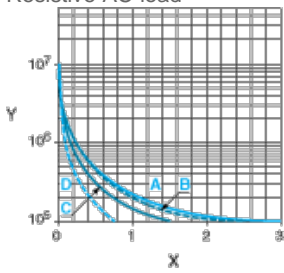


Symbols shown in blue correspond to Nema marking.

Electrical Durability of Contacts

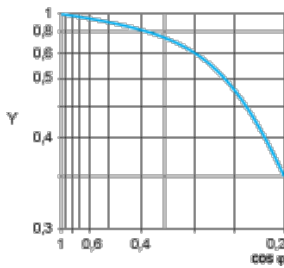
Durability (inductive load) = durability (resistive load) x reduction coefficient.

Resistive AC load



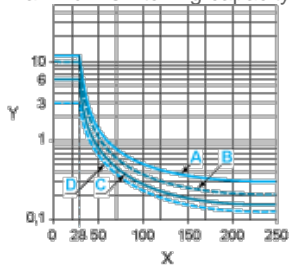
- X Switching capacity (kVA)
- Y Durability (Number of operating cycles)
- A RXM2AB...
- B RXM3AB...
- C RXM4AB...
- D RXM4GB...

Reduction coefficient for inductive AC load (depending on power factor $\cos \phi$)



- Y Reduction coefficient (A)

Maximum switching capacity on resistive DC load



- X Voltage DC
- Y Current DC
- A RXM2AB...
- B RXM3AB...
- C RXM4AB...
- D RXM4GB...

Note : These are typical curves, actual durability depends on load, environment, duty cycle, etc.



Компания «ЭлектроПласт» предлагает заключение долгосрочных отношений при поставках импортных электронных компонентов на взаимовыгодных условиях!

Наши преимущества:

- Оперативные поставки широкого спектра электронных компонентов отечественного и импортного производства напрямую от производителей и с крупнейших мировых складов;
- Поставка более 17-ти миллионов наименований электронных компонентов;
- Поставка сложных, дефицитных, либо снятых с производства позиций;
- Оперативные сроки поставки под заказ (от 5 рабочих дней);
- Экспресс доставка в любую точку России;
- Техническая поддержка проекта, помощь в подборе аналогов, поставка прототипов;
- Система менеджмента качества сертифицирована по Международному стандарту ISO 9001;
- Лицензия ФСБ на осуществление работ с использованием сведений, составляющих государственную тайну;
- Поставка специализированных компонентов (Xilinx, Altera, Analog Devices, Intersil, Interpoint, Microsemi, Aeroflex, Peregrine, Syfer, Eurofarad, Texas Instrument, Miteq, Cobham, E2V, MA-COM, Hittite, Mini-Circuits, General Dynamics и др.);

Помимо этого, одним из направлений компании «ЭлектроПласт» является направление «Источники питания». Мы предлагаем Вам помощь Конструкторского отдела:

- Подбор оптимального решения, техническое обоснование при выборе компонента;
- Подбор аналогов;
- Консультации по применению компонента;
- Поставка образцов и прототипов;
- Техническая поддержка проекта;
- Защита от снятия компонента с производства.



Как с нами связаться

Телефон: 8 (812) 309 58 32 (многоканальный)

Факс: 8 (812) 320-02-42

Электронная почта: org@eplast1.ru

Адрес: 198099, г. Санкт-Петербург, ул. Калинина, дом 2, корпус 4, литера А.