

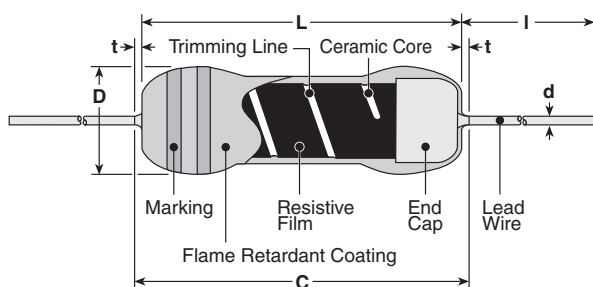
anti-surge power type leaded resistor



features

- Excellent anti-surge characteristics
- Stable characteristics of moisture resistance up to high resistance range
- RCR50 +(1M Ω - 12M Ω), RCR50EN (1M Ω - 12M Ω) and RCR60 (1M Ω - 12M Ω) are discharge resistors recognized by UL1676 and c-UL(CSA-C22.2 No.1-M94)
- RCR25EN (100 Ω ~33M Ω), RCR50EN (100k Ω - 33M Ω) and RCR60 (470k Ω - 56M Ω) is approved by EN60065 14.1 safety
- Marking: Blue-gray body color with color-coded bands
- Products with lead-free terminations meet EU RoHS requirements. EU RoHS regulation is not intended for Pb-glass contained in electrode, resistor element and glass.
- Surface mount style "N" forming is suitable for automatic mounting

dimensions and construction



* Lead length changes depending on taping and forming.

ordering information

New Part #	RCR	50	EN	C	T52	A	105	J
Type	RCR	Power Rating	Safety Appr. Marking	Termination Material	Taping and Forming	Packaging	Nominal Resistance	Tolerance
		16: 0.25W 25: 0.25W 50: 0.5W 60: 1W 75: 2W 100: 3W	RCR50+: + RCR25EN, RCR50EN: EN Blank: Others	C: SnCu	RCR16: T26, T52 RCR25, RCR25EN: T26, T52 RCR50(+, EN): T52 RCR60: T52 RCR75: T52 RCR100: T521, T631 L, M, N Forming	A: Ammo R: Reel TEB: Plastic embossed: N forming	2 significant figures + 1 multiplier for $\pm 5\%$ 3 significant figures + 1 multiplier for $\pm 1\%$	F: $\pm 1\%$ J: $\pm 5\%$

applications and ratings

Part Designation	Power Rating @ 70°C	Minimum Dielectric Withstanding Voltage	Resistance Range E-24, E-96 (F $\pm 1\%$)	Resistance Range E-24 (J $\pm 5\%$)	Absolute Maximum Working Voltage	Absolute Maximum Overload Voltage	Operating Temperature Range
RCR16	0.25W	300V	100k Ω - 5.1M Ω	100k Ω - 5.1M Ω	500V	1000V	-55°C to +155°C
RCR25 NEW RCR25EN			100k Ω - 9.1M Ω	100k Ω - 33M Ω	DC 1600V AC 1150V	DC 2000V AC 1500V	
RCR50	0.5W	700V	3.3 Ω - 910k Ω	3.3 Ω - 910k Ω 13M Ω - 33M Ω	2000V	2500V	
RCR50+			1M Ω - 9.1M Ω	1M Ω - 12M Ω			
RCR50EN			100k Ω - 9.1M Ω	100k Ω - 33M Ω			
RCR60	1.0W	1000V	100k Ω - 9.1M Ω	100k Ω - 56M Ω	4000V	5000V	
RCR75	2.0W		100k Ω - 9.1M Ω	100k Ω - 100M Ω			
RCR100	3.0W		100k Ω - 9.1M Ω	100k Ω - 33M Ω	5000V		

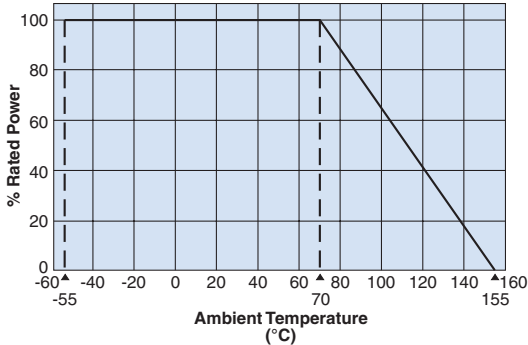
For further information on packaging, please refer to Appendix C.

Specifications given herein may be changed at any time without prior notice. Please confirm technical specifications before you order and/or use.

1/03/14

environmental applications

Derating Curve



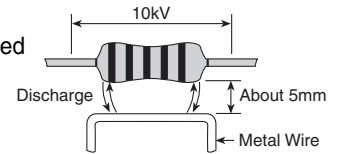
For resistors operated at an ambient temperature of 70°C or above, a power rating shall be derated in accordance with the above derating curve.

Notice of Surge Load

Surge withstanding load voltage for the resistors cannot be guaranteed when the undermentioned 4 items get to a remarkable overload in comparison with the conditions shown by surge withstanding voltage in Anti-surge characteristics. Please contact KOA in advance if such a case is anticipated.

1. Peak voltage to be applied
2. Pulse width
3. Conditions of protecting insulation around the resistor
4. Situation of proximity conductivity object

For example: In the figure, a metal wire is placed less than 5mm away from the resistor body, there is such a case that causes an electric discharge by a surge load 10kV and then destroys the outer coating.



Performance Characteristics

Parameter	Requirement $\Delta R \pm (\% + 0.05\Omega)$			Typical	Test Method
	Type	T.C.R.	Resistance Range		
Resistance	Within regulated tolerance			—	Measuring points are 10mm \pm 1mm from the end cap
T.C.R.	RCR16	$\pm 200 \text{ ppm}/^\circ\text{C}$	100k Ω - 5.1M Ω	—	Room temperature/100°C up
	RCR25 (EN)	$\pm 350 \text{ ppm}/^\circ\text{C}$	100k Ω - 33M Ω		
	RCR50 (+)	$\pm 500 \text{ ppm}/^\circ\text{C}$	3.3 Ω - 91k Ω		
		$\pm 350 \text{ ppm}/^\circ\text{C}$	100k Ω - 33M Ω		
	RCR50EN	$\pm 350 \text{ ppm}/^\circ\text{C}$	100k Ω - 33M Ω		
	RCR60	$\pm 350 \text{ ppm}/^\circ\text{C}$	100k Ω - 56M Ω		
	RCR75	$\pm 350 \text{ ppm}/^\circ\text{C}$	100k Ω - 100M Ω		
	RCR100	$\pm 200 \text{ ppm}/^\circ\text{C}$	100k Ω - 33M Ω		
Overload	1%			0.5%	Rated voltage x 2.5 or maximum overload voltage for 5 seconds, whichever is less
Resistance to Solder Heat	1%			0.5%	260°C \pm 5°C, 10 seconds \pm 1 second or 350°C \pm 10°C, 3.5 seconds \pm 0.5 seconds
Terminal Strength	No mechanical damage			—	Twist 360°, 5 times
Rapid Change of Temperature	1%			0.5%	-55°C (30 minutes)/+155°C (30 minutes), 5 cycles
Moisture Resistance	5%			2.5%	40°C \pm 2°C, 90-95% RH, 1000 hours, 1.5 hr ON, 0.5 hr OFF cycle RCR16, 25, 50 (+), 60: W; RCR75, 100: Wx0.1
Endurance @ 70°C	5%			2.5%	70°C \pm 2°C, 1000 hours, 1.5 hr ON, 0.5 hr OFF cycle
Resistance to Solvent	No visible damage to protective coating and marking			—	Isopropyl alcohol with ultrasonic washing, 2 minutes Power: 0.3W/cm ² , f: 28kHz, Temperature: 35°C \pm 5°C
Surge Withstanding	10%			2.5%	Discharge test: 2kV - 10kV, 0.01 μ F capacitor discharge pulse, 10 times (1 pulse/5 seconds maximum)
	Type	RCR16	RCR25 RCR25EN		
		Applied Voltage	2kV	3kV	10kV
					3.3 Ω - 6.2 Ω : 10kV 6.8 Ω - 10 Ω : 7kV 11 Ω - 9.1k Ω : 5kV 10k Ω - 91k Ω : 7kV 100k Ω - 33M Ω : 10kV
EN60065 Test (RCR50EN, RCR60 only)	20%			—	Discharge test: 10kV, 1000pF capacitor discharge pulse, 50 times (1 pulse/5 seconds maximum)



Компания «ЭлектроПласт» предлагает заключение долгосрочных отношений при поставках импортных электронных компонентов на взаимовыгодных условиях!

Наши преимущества:

- Оперативные поставки широкого спектра электронных компонентов отечественного и импортного производства напрямую от производителей и с крупнейших мировых складов;
- Поставка более 17-ти миллионов наименований электронных компонентов;
- Поставка сложных, дефицитных, либо снятых с производства позиций;
- Оперативные сроки поставки под заказ (от 5 рабочих дней);
- Экспресс доставка в любую точку России;
- Техническая поддержка проекта, помощь в подборе аналогов, поставка прототипов;
- Система менеджмента качества сертифицирована по Международному стандарту ISO 9001;
- Лицензия ФСБ на осуществление работ с использованием сведений, составляющих государственную тайну;
- Поставка специализированных компонентов (Xilinx, Altera, Analog Devices, Intersil, Interpoint, Microsemi, Aeroflex, Peregrine, Syfer, Eurofarad, Texas Instrument, Miteq, Cobham, E2V, MA-COM, Hittite, Mini-Circuits, General Dynamics и др.);

Помимо этого, одним из направлений компании «ЭлектроПласт» является направление «Источники питания». Мы предлагаем Вам помощь Конструкторского отдела:

- Подбор оптимального решения, техническое обоснование при выборе компонента;
- Подбор аналогов;
- Консультации по применению компонента;
- Поставка образцов и прототипов;
- Техническая поддержка проекта;
- Защита от снятия компонента с производства.



Как с нами связаться

Телефон: 8 (812) 309 58 32 (многоканальный)

Факс: 8 (812) 320-02-42

Электронная почта: org@eplast1.ru

Адрес: 198099, г. Санкт-Петербург, ул. Калинина, дом 2, корпус 4, литера А.