

ST10-Si-NE

DC Advanced Microstep Drive w/ Si Programming & Encoder Input



Product Features

- Programmable microstepping drive with advanced current control
- 100 lines of icon-based program capability
- Si Programmer™ is heralded for its programming ease
- Animation mode displays operation in real time, great for debugging
- Wide current range 0.1 to 10.0 A/phase (peak of sine) with idle current reduction
- Advanced anti-resonance algorithm
- Torque ripple smoothing
- Microstepping and Microstep Emulation
- 8 digital inputs, 4 digital outputs, optically isolated
- Encoder feedback connector for Stall Prevention & Stall Detection
- RS-232 cable and mating connectors included



Description

The ST10-Si-NE stepper drive is a DC-powered microstepping drive for controlling two-phase, bipolar step motors. It offers advanced current control and a sophisticated 3rd generation anti-resonance algorithm that electronically dampens motor and system resonances to improve motor smoothness and usable torque over a wide speed range. The drive also employs electronic torque ripple smoothing and microstep emulation to greatly reduce motor noise and vibration. The drive must be powered from 24-80 VDC and can output up to 10.0 A/phase (peak-of-sine) to the step motor. Over-voltage, over-temperature and over-current protection features prevent damage while running in adverse conditions. The drive is complemented by a specifically matched set of NEMA 23 and NEMA 34 frame stepper motors (see Related and Recommended products below).

The ST10-Si-NE can operate in all of the same control modes as the Q models, plus it has the ability to run a stand-alone Si program stored in non-volatile memory. Si programs are created using the [Si Programmer™](#) software, which provides unparalleled simplicity in indexer-drive programming via Applied Motion's unique and powerful icon-based programming environment. Preconfigured motor setup files included with *Si Programmer™* make it easy to set up the drive for optimum results.

For connecting to external devices such as control signals, incremental encoders, limit switches, proximity or photoelectric sensors, PLC I/O, lamps, and other devices, the drive comes with 8 digital inputs and 4 digital outputs. Adjustable digital filters are present on the digital inputs for enhanced reliability in noisy environments. *Note: 2 single-ended analog inputs, which can be wired together as 1 differential analog input, are also available, but not in Si program mode.*

The drive comes with an RS-232 port for configuration and programming.

The ST10-Si-NE comes with an encoder feedback connector for applications that demand a higher level of position control than ordinary open-loop step motor systems can provide. Use our double-shaft step motors with incremental encoders and activate either Stall Detection or Stall Prevention in the drive. Stall Detection notifies the system as soon as the required torque is too great for the motor, which results in a loss of synchronization between the rotor and stator, also known as stalling. Stall Prevention automatically adjusts motor speed to maintain synchronization of the rotor to the stator under all conditions. This unique feature allows step motors to operate in a much broader range of applications than previously possible, such as torque-control. The Stall Prevention feature also performs static position maintenance, which maintains the position of the motor shaft when at rest. Additionally, the inclusion of the optional encoder allows the motor to be precisely homed to the index (marker) pulse.

All ST drives are CE approved and RoHS compliant.

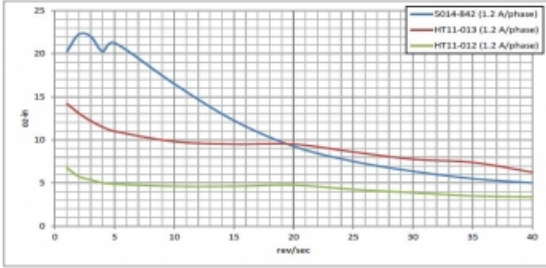
Specifications

Model Number:	ST10-Si-NE
Part Number:	5000-141
Supply Voltage:	24-80 VDC
Supply Voltage Type:	DC
Control Modes:	Si Programming
Output Current:	0.1-10.0 A/phase
Communication Ports:	RS-232
Encoder Feedback:	Yes
Step Resolution:	Microstepping Microstep Emulation
Idle Current Reduction:	0-90%
Setup Method:	Software setup
Digital Inputs:	8
Digital Outputs:	4
Dimensions:	5.0 x 3.0 x 1.75 inches
Weight:	10.4 oz
Operating Temperature Range:	0-70 °C
Ambient Temperature Range:	0-55 °C
Ambient Humidity:	90% max, non-condensing
Status LEDs:	1 red, 1 green
Circuit Protection:	Short circuit Over-voltage Under-voltage Over-temp

Torque Curves

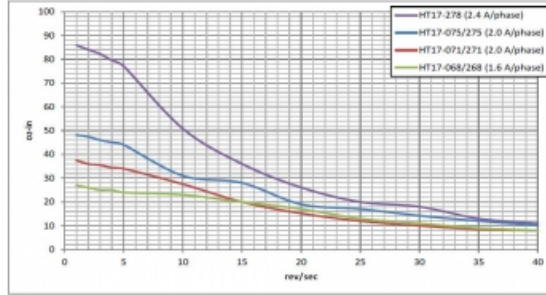
HT11-012, HT11-013, 5014-842

24 VDC power supply, 20000 steps/rev



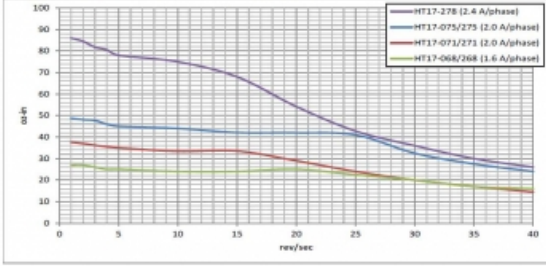
HT17

24 VDC power supply, 20000 steps/rev, all motors connected in parallel



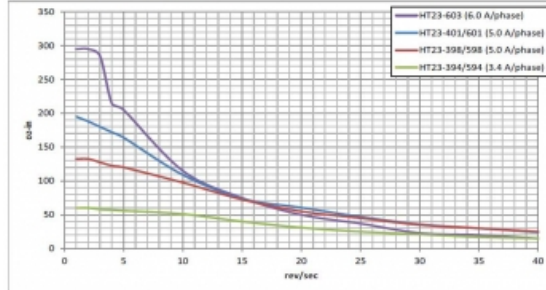
HT17

48 VDC power supply, 20000 steps/rev, all motors connected in parallel



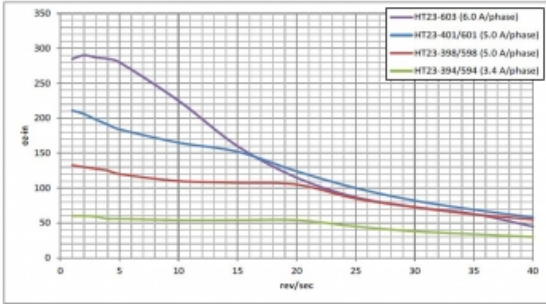
HT23

24 VDC power supply, 20000 steps/rev, all motors connected in parallel



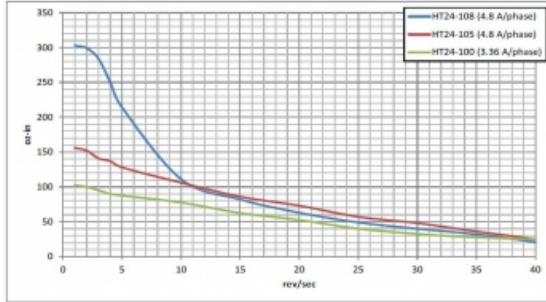
HT23

48 VDC power supply, 20000 steps/rev, all motors connected in parallel



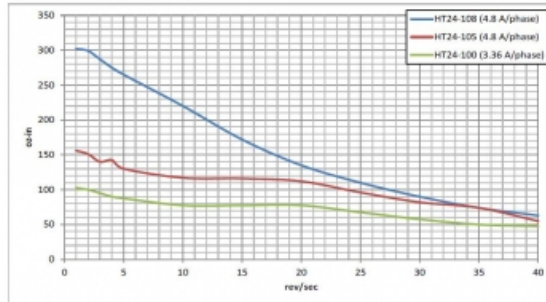
HT24

24 VDC power supply, 20000 steps/rev



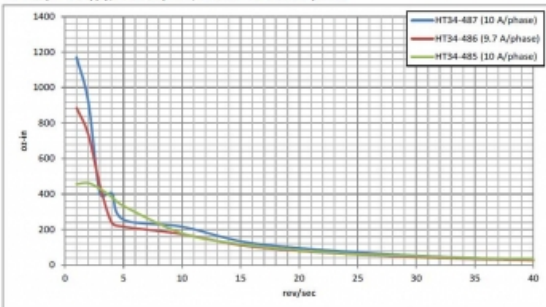
HT24

48 VDC power supply, 20000 steps/rev



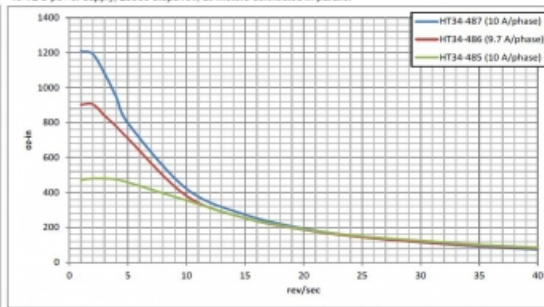
HT34-485/486/487 with ST10

24 VDC power supply, 20000 steps/rev, all motors connected in parallel



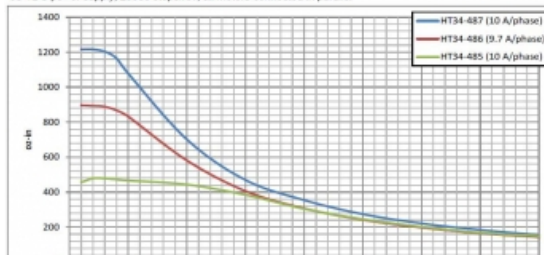
HT34-485/486/487 with ST10


48 VDC power supply, 20000 steps/rev, all motors connected in parallel



HT34-485/486/487 with ST10

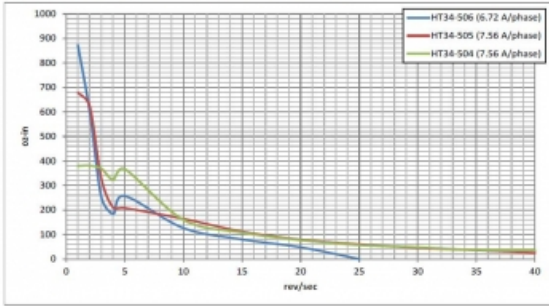
80 VDC power supply, 20000 steps/rev, all motors connected in parallel





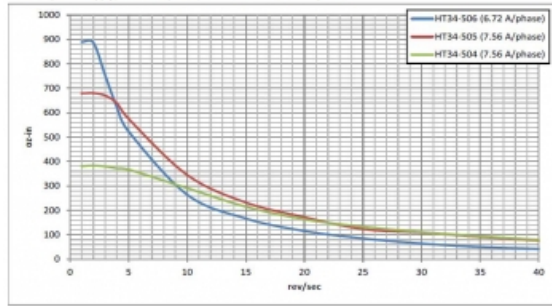
HT34-504/505/506 with ST10

24 VDC power supply, 20000 steps/rev, all motors connected in parallel



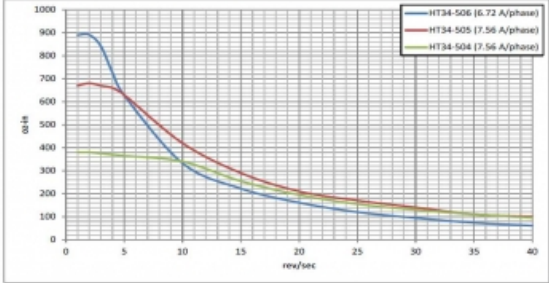
HT34-504/505/506 with ST10

48 VDC power supply, 20000 steps/rev, all motors connected in parallel



HT34-504/505/506 with ST10

60 VDC power supply, 20000 steps/rev, all motors connected in parallel



Software

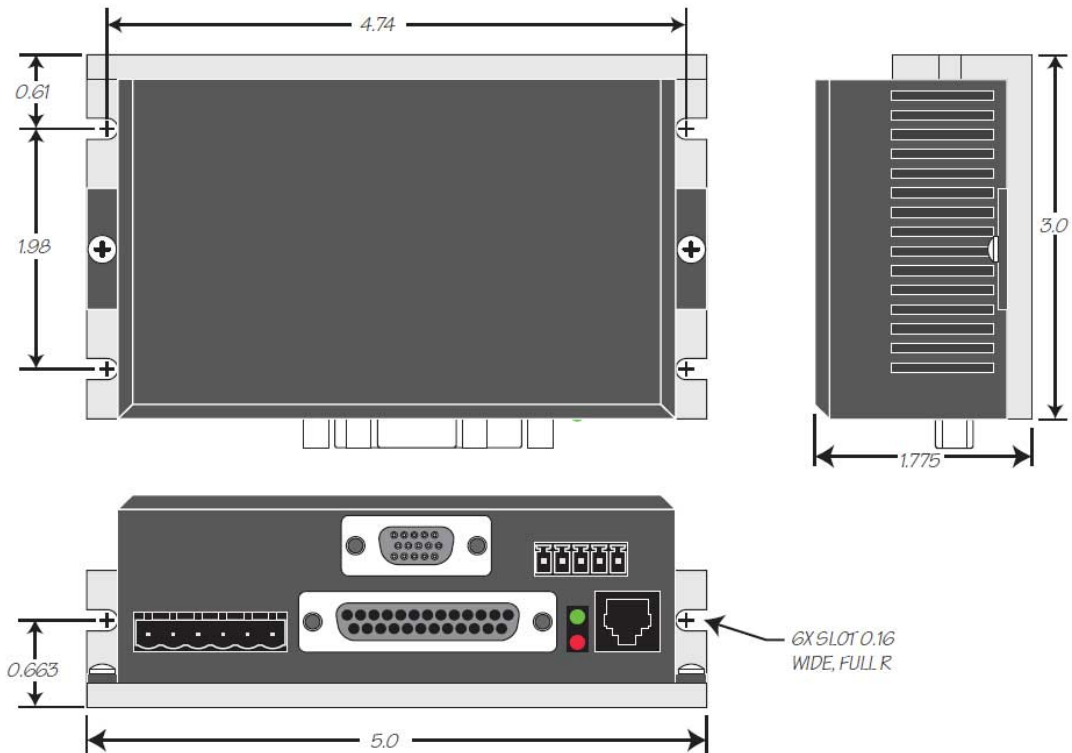
- Software:**
- [DSP Firmware Downloader](#)
 - [Si Firmware Downloader](#)
 - [Si Programmer™](#)

Downloads

Manuals:	ST5_10_Si_QuickSetup_920-0008C.pdf ST5-10-QSi_Hardware Manual_920-0004F.pdf
Datasheet:	http://s3.amazonaws.com/applied-motion-pdf/ST10-Si-NE.pdf
Family Datasheet:	ST_Datasheet_925-0007.pdf
2D Drawing:	ST5_10_Dimensions.pdf ST_T_simple_3D.pdf
3D Drawing:	ST5_10-Q_Si_C_SIMPLE.igs
Speed-Torque Curves:	ST_speed-torque.pdf
Agency Approvals:	ST-Q-Si-C-IP_CE_DOC.pdf
Application Notes:	APPN0016_Simple-25-pin-mating-connections.pdf APPN0015_Make-a-serial-programming-cable.pdf

2D Drawings

Mechanical Outline



Products in the Series *ST Stepper Drives*

Model Number	Supply Voltage	Control Modes	Output Current	Communication Ports	Encoder Feedback	1pc.
ST10-C-CE	24-80 VDC	CANopen	0.1-10.0 A/Phase	RS-232, CANopen	Yes	\$682.00
ST10-C-CN	24-80 VDC	CANopen	0.1-10.0 A/Phase	RS-232, CANopen	No	\$631.00
ST10-IP-EE	24-80 VDC	Streaming Commands, Analog Positioning, Encoder Following, Q Programming, EtherNet/IP	0.1-10.0 A/Phase	Ethernet, EtherNet/IP	Yes	\$710.00
ST10-IP-EN	24-80 VDC	Streaming Commands, Analog Positioning, Encoder Following, Q Programming, EtherNet/IP	0.1-10.0 A/Phase	Ethernet, EtherNet/IP	No	\$659.00
ST10-Plus	24-80 VDC	Streaming Commands, Analog Positioning, Encoder Following, Q Programming	0.1-10.0 A/Phase	RS-232	No	\$440.00
ST10-Q-EE	24-80 VDC	Step & Direction, Velocity (Oscillator), Streaming Commands, Analog Positioning, Encoder Following, Q Programming	0.1-10.0 A/Phase	Ethernet	Yes	\$726.00
ST10-Q-EN	24-80 VDC	Step & Direction, Velocity (Oscillator), Streaming Commands, Analog Positioning, Encoder Following, Q Programming	0.1-10.0 A/Phase	Ethernet	No	\$660.00
ST10-Q-NE	24-80 VDC	Step & Direction, Velocity (Oscillator), Streaming Commands, Analog Positioning, Encoder Following, Q Programming, SiNet Hub Compatible, Velocity Control, Modbus	0.1-10.0 A/Phase	RS-232	Yes	\$580.00
ST10-Q-NF	24-80 VDC	Step & Direction, Streaming Commands, Analog Positioning, Encoder Following, Q Programming, SiNet Hub Compatible, Velocity Control, Modbus	0.1-10.0 A/Phase	RS-232	Yes	\$557.00
ST10-Q-NN	24-80 VDC	Step & Direction, Velocity (Oscillator), Streaming Commands, Analog Positioning, Encoder Following, Q Programming, SiNet Hub Compatible, Modbus	0.1-10.0 A/Phase	RS-232	No	\$515.00
ST10-Q-RE	24-80 VDC	Step & Direction, Velocity (Oscillator), Streaming Commands, Analog Positioning, Encoder Following, Q Programming, Modbus	0.1-10.0 A/Phase	RS-232, RS-485	Yes	\$690.00
ST10-Q-RN	24-80 VDC	Step & Direction, Velocity (Oscillator), Streaming Commands, Analog Positioning, Encoder Following, Q Programming, Modbus	0.1-10.0 A/Phase	RS-232, RS-485	No	\$630.00
ST10-S	24-80 VDC	Step & Direction, Velocity (Oscillator), Streaming Commands, SiNet Hub Compatible	0.1-10.0 A/Phase	RS-232	No	\$405.00
ST10-Si-NE	24-80 VDC	Si Programming	0.1-10.0 A/Phase	RS-232	Yes	\$630.00
ST10-Si-NF	24-80 VDC	Step & Direction, Streaming Commands, Analog Positioning, Encoder Following, Si Programming, Q Programming, SiNet Hub Compatible, Velocity Control	0.1-10.0 A/Phase	RS-232	Yes	\$636.00
ST10-Si-NN	24-80 VDC	Si Programming	0.1-10.0 A/Phase	RS-232	No	\$580.00
ST5-C-CE	24-48 VDC	CANopen	0.1-5.0 A/Phase	RS-232, CANopen	Yes	\$585.00
ST5-C-CN	24-48 VDC	CANopen	0.1-5.0 A/Phase	RS-232, CANopen	No	\$541.00
ST5-IP-EE	24-48 VDC	Streaming Commands, Analog Positioning, Encoder Following, Q Programming, EtherNet/IP	0.1-5.0 A/Phase	Ethernet, EtherNet/IP	Yes	\$655.00
ST5-IP-EN	24-48 VDC	Streaming Commands, Analog Positioning, Encoder Following, Q Programming, EtherNet/IP	0.1-5.0 A/Phase	Ethernet, EtherNet/IP	No	\$607.00
ST5-Plus	24-48 VDC	Streaming Commands, Analog Positioning, Encoder Following, Q Programming	0.1-5.0 A/Phase	RS-232	No	\$346.00
ST5-Q-EE	24-48 VDC	Step & Direction, Velocity (Oscillator), Streaming Commands, Analog Positioning, Encoder Following, Q Programming	0.1-5.0 A/Phase	Ethernet	Yes	\$614.00
		Step & Direction, Velocity (Oscillator),				

ST5-Q-EN	24-48 VDC	Streaming Commands, Analog Positioning, Encoder Following, Q Programming	0.1-5.0 A/Phase	Ethernet	No	\$564.00
ST5-Q-NE	24-48 VDC	Step & Direction, Velocity (Oscillator), Streaming Commands, Analog Positioning, Encoder Following, Q Programming, SiNet Hub Compatible, Modbus	0.1-5.0 A/Phase	RS-232	Yes	\$540.00
ST5-Q-NF	24-48 VDC	Step & Direction, Streaming Commands, Analog Positioning, Encoder Following, Q Programming, SiNet Hub Compatible, Velocity Control, Modbus	0.1-5.0 A/Phase	RS-232	Yes	\$530.00
ST5-Q-NN	24-48 VDC	Step & Direction, Velocity (Oscillator), Streaming Commands, Analog Positioning, Encoder Following, Q Programming, SiNet Hub Compatible, Modbus	0.1-5.0 A/Phase	RS-232	No	\$467.00
ST5-Q-RE	24-48 VDC	Step & Direction, Velocity (Oscillator), Streaming Commands, Analog Positioning, Encoder Following, Q Programming, Modbus	0.1-5.0 A/Phase	RS-232, RS-485	Yes	\$625.00
ST5-Q-RN	24-48 VDC	Step & Direction, Velocity (Oscillator), Streaming Commands, Analog Positioning, Encoder Following, Q Programming, Modbus	0.1-5.0 A/Phase	RS-232, RS-485	No	\$570.00
ST5-S	24-48 VDC	Step & Direction, Velocity (Oscillator), Streaming Commands, SiNet Hub Compatible	0.1-5.0 A/Phase	RS-232	No	\$302.00
ST5-Si-NE	24-48 VDC	Si Programming	0.1-5.0 A/Phase	RS-232	Yes	\$579.00
ST5-Si-NF	24-48 VDC	Step & Direction, Streaming Commands, Analog Positioning, Encoder Following, Si Programming, Q Programming, SiNet Hub Compatible, Velocity Control	0.1-5.0 A/Phase	RS-232	Yes	\$606.00
ST5-Si-NN	24-48 VDC	Si Programming	0.1-5.0 A/Phase	RS-232	No	\$490.00



Компания «ЭлектроПласт» предлагает заключение долгосрочных отношений при поставках импортных электронных компонентов на взаимовыгодных условиях!

Наши преимущества:

- Оперативные поставки широкого спектра электронных компонентов отечественного и импортного производства напрямую от производителей и с крупнейших мировых складов;
- Поставка более 17-ти миллионов наименований электронных компонентов;
- Поставка сложных, дефицитных, либо снятых с производства позиций;
- Оперативные сроки поставки под заказ (от 5 рабочих дней);
- Экспресс доставка в любую точку России;
- Техническая поддержка проекта, помощь в подборе аналогов, поставка прототипов;
- Система менеджмента качества сертифицирована по Международному стандарту ISO 9001;
- Лицензия ФСБ на осуществление работ с использованием сведений, составляющих государственную тайну;
- Поставка специализированных компонентов (Xilinx, Altera, Analog Devices, Intersil, Interpoint, Microsemi, Aeroflex, Peregrine, Syfer, Eurofarad, Texas Instrument, Miteq, Cobham, E2V, MA-COM, Hittite, Mini-Circuits, General Dynamics и др.);

Помимо этого, одним из направлений компании «ЭлектроПласт» является направление «Источники питания». Мы предлагаем Вам помощь Конструкторского отдела:

- Подбор оптимального решения, техническое обоснование при выборе компонента;
- Подбор аналогов;
- Консультации по применению компонента;
- Поставка образцов и прототипов;
- Техническая поддержка проекта;
- Защита от снятия компонента с производства.



Как с нами связаться

Телефон: 8 (812) 309 58 32 (многоканальный)

Факс: 8 (812) 320-02-42

Электронная почта: org@eplast1.ru

Адрес: 198099, г. Санкт-Петербург, ул. Калинина, дом 2, корпус 4, литера А.