



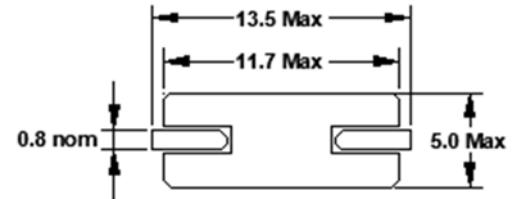
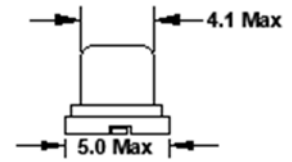
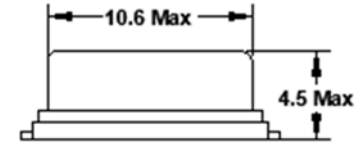
# Resistance Weld SMD Crystal C4SD

(former HC49SDF)

## DATASHEET

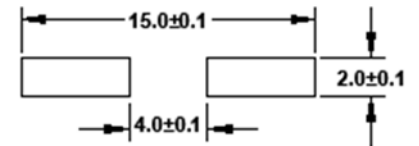
- Tolerances down to  $\pm 10$ ppm
- Stabilities down to  $\pm 5$ ppm
- Temperature Ranges as wide as  $-55^{\circ}\text{C}$  to  $+125^{\circ}\text{C}$

• SPECIFICATIONS	
PARAMETERS	MAX (unless otherwise noted)
Frequency Range	3.200 ~ 80.000 MHz
Frequency Tolerance @ 25°C	(see options on page 2)
Frequency Stability, ref @ 25°C	(see options below)
Temperature Range	
Operating (TOPR)	(see options below)
Storage (TSTG)	$-55^{\circ}\text{C} \sim +125^{\circ}\text{C}$
Shunt Capacitance (Co)	7pF
Load Capacitance (CL)	(see options on page 2)
Drive Level	0.5 mW (0.1 mW typical)
Aging per year	$\pm 3$ PPM
Maximum Soldering Temp / Time	$260^{\circ}\text{C} / 10$ Seconds x 2
Moisture Sensitivity Level (MSL)	1
Termination Finish:	Sn/Ag3/Cu0.5
Seal Method	Resistance Weld
Lead (Pb) Free	Yes
RoHS Compliant	Yes - No Exemptions



Frequency Range (MHz)	Operating Mode	Max ESR $\Omega$
3.200 ~ 3.500	Fundamental	300
>3.500 ~ 4.000	Fundamental	200
>4.000 ~ 5.000	Fundamental	150
>5.000 ~ 6.000	Fundamental	120
>6.000 ~ 7.000	Fundamental	100
>7.000 ~ 9.000	Fundamental	80
>9.000 ~ 13.000	Fundamental	60
>13.000 ~ 20.000	Fundamental	40
>20.000 ~ 40.000	Fundamental	30
24.000 ~ 70.000	3rd OT	100
>70.000 ~ 80.000	3rd OT	70

### Recommended Solder Pad Layout



Dimensions are in millimeters.

Note: Dimensional drawing is for reference to critical specifications defined by size measurements. Certain non-critical visual attributes, such as side castellations, etc. may vary.

### •Available Operating Temperatures and Stabilities\*

Stability Temperature	$\pm 5$ PPM	$\pm 10$ PPM	$\pm 15$ PPM	$\pm 20$ PPM	$\pm 25$ PPM	$\pm 30$ PPM	$\pm 50$ PPM	$\pm 100$ PPM
-10 to $+60^{\circ}\text{C}$	O	O	O	O	O	O	O	O
-20 to $+70^{\circ}\text{C}$	$\Delta$	O	O	O	O	O	O	O
-40 to $+85^{\circ}\text{C}$	X	X	O	O	O	O	O	O
-40 to $+105^{\circ}\text{C}$	X	X	X	X	X	$\Delta$	O	O
-40 to $+125^{\circ}\text{C}$	X	X	X	X	X	X	$\Delta$	O
$-55$ to $+125^{\circ}\text{C}$	X	X	X	X	X	X	$\Delta$	O

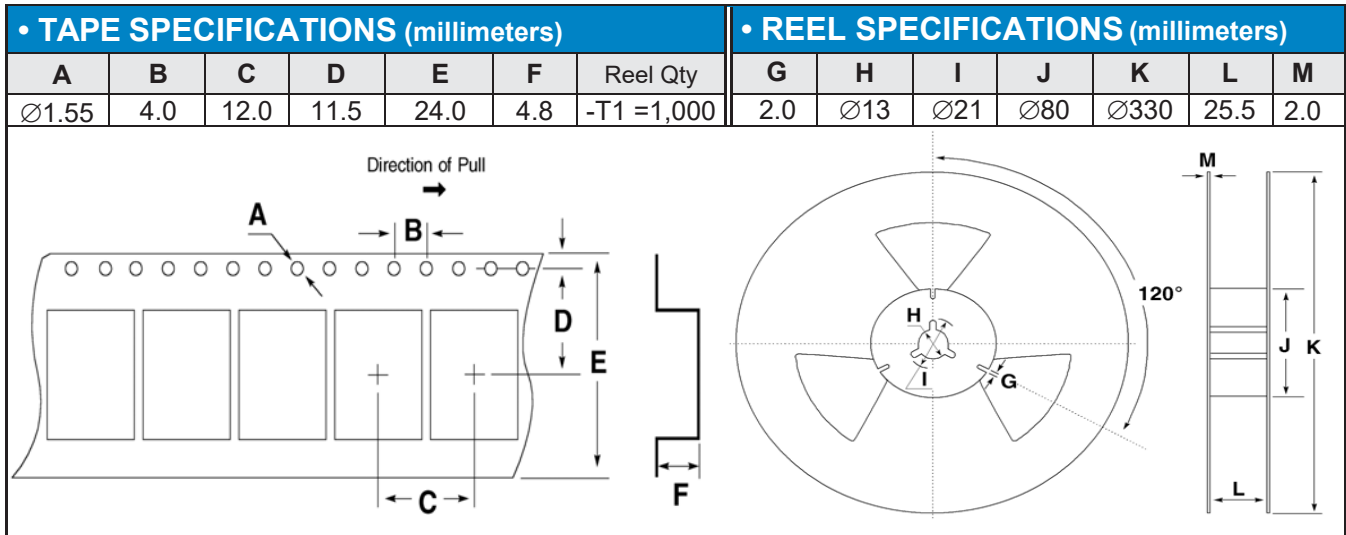
Key: O=Available, X=Not Available,  $\Delta$ =Consult Fox Technical Support  
 \* Does Not imply a stocked part

<p>© Copyright 2019 Fox Electronics. All rights reserved</p>	<b>Title / Description:</b> C4SD SERIES STANDARD SPECIFICATIONS	
	<b>Drawing Number:</b> C4SD-DOC-1	<b>Size:</b> A
	<b>Part Number:</b>	<b>Case:</b> 61429
	<b>Draftsperson:</b> MAJ	<b>Approved:</b> BEC
		<b>Revision Date:</b> 06/10/2019



# Resistance Weld SMD Crystal C4SD

(former HC49SDLF)  
DATASHEET



## Available Options & Part Identification for Crystal Model C4SD<sup>1</sup>

### F C4SD C B M F 25.0

F	C4SD	C	B	M	F	25.0
<u>FOX</u>	<u>Model Number</u>	<u>Tolerance</u> B = ±50ppm <b>C = ±30ppm</b> D = ±25ppm E = ±20ppm F = ±15ppm H = ±10ppm	<u>Stability</u> A = ±100ppm <b>B = ±50ppm</b> C = ±30ppm D = ±25ppm E = ±20ppm F = ±15ppm H = ±10ppm L = ±5ppm	<u>Load Capacitance<sup>2</sup></u> A = Series E = 10pF G = 12pF J = 15pF K = 16pF L = 18pF <b>M = 20pF</b>	<u>Operating Temperature</u> D = -10 to +60°C <b>F = -20 to +70°C</b> M = -40 to +85°C P = -40 to +105°C I = -40 to +125°C T = -55 to +125°C	<u>Frequency (MHz)</u>

<sup>1</sup> Not all frequency, tolerance, stability, load, and operating temperature combinations may be available.

<sup>2</sup> Listed load capacitances represent the most commonly used. Other load capacitances are available. Contact Fox Technical Support for assistance



Corporate  
Headquarters  
5570 Enterprise Parkway  
Fort Myers, FL 33905  
<http://www.FOXONLINE.com>

Sales  
1-888-GET-2-FOX (1-888-438-2369) or  
1-239-693-0099  
<http://www.FOXONLINE.com/repdisty>

Tech Support  
<http://www.FOXONLINE.com/email>

PRODUCT USE: Fox Electronics reserves the right to modify the products and/or specifications described herein at any time and at Fox Electronics' sole discretion. All information in this document, including descriptions of product features and performance, is subject to change without notice. Performance specifications and the operating parameters of the described products are determined in the independent state and are not guaranteed to perform the same way when installed in customer products. The information contained herein is provided without representation or warranty of any kind, whether express or implied, including, but not limited to, the suitability of Fox Electronics' products for any particular purpose, an implied warranty of merchantability, or non-infringement of the intellectual property rights of others. This document is presented only as a guide and does not convey any license under intellectual property rights of Fox Electronics or any third parties.

Fox Electronics' products are not intended for use in applications involving extreme environmental conditions or in life support systems or similar devices where the failure or malfunction of a Fox Electronics product can be reasonably expected to significantly affect the health or safety of users. Anyone using a Fox Electronics product in such a manner does so at their own risk, absent an express, written agreement by Fox Electronics.

Fox Electronics and the Fox logo are registered trademarks of Fox Electronics. Product specification is subject to change without notice. Other trademarks and service marks used herein, including protected names, logos and designs, are the property of Fox Electronics or their respective third-party owners. For datasheet type definitions and a glossary of common terms, visit <http://www.foxonline.com/tgcrystals.html>.

<p>© Copyright 2019 Fox Electronics. All rights reserved</p>	<b>Title / Description:</b> C4SD SERIES STANDARD SPECIFICATIONS	
	<b>Drawing Number:</b> C4SD-DOC-1	<b>Size:</b> A
	<b>Part Number:</b>	<b>Cage:</b> 61429
	<b>Draftsperson:</b> MAJ	<b>Approved:</b> BEC
		<b>Revision Date:</b> 06/10/2019



Компания «ЭлектроПласт» предлагает заключение долгосрочных отношений при поставках импортных электронных компонентов на взаимовыгодных условиях!

Наши преимущества:

- Оперативные поставки широкого спектра электронных компонентов отечественного и импортного производства напрямую от производителей и с крупнейших мировых складов;
- Поставка более 17-ти миллионов наименований электронных компонентов;
- Поставка сложных, дефицитных, либо снятых с производства позиций;
- Оперативные сроки поставки под заказ (от 5 рабочих дней);
- Экспресс доставка в любую точку России;
- Техническая поддержка проекта, помощь в подборе аналогов, поставка прототипов;
- Система менеджмента качества сертифицирована по Международному стандарту ISO 9001;
- Лицензия ФСБ на осуществление работ с использованием сведений, составляющих государственную тайну;
- Поставка специализированных компонентов (Xilinx, Altera, Analog Devices, Intersil, Interpoint, Microsemi, Aeroflex, Peregrine, Syfer, Eurofarad, Texas Instrument, Miteq, Cobham, E2V, MA-COM, Hittite, Mini-Circuits, General Dynamics и др.);

Помимо этого, одним из направлений компании «ЭлектроПласт» является направление «Источники питания». Мы предлагаем Вам помощь Конструкторского отдела:

- Подбор оптимального решения, техническое обоснование при выборе компонента;
- Подбор аналогов;
- Консультации по применению компонента;
- Поставка образцов и прототипов;
- Техническая поддержка проекта;
- Защита от снятия компонента с производства.



#### Как с нами связаться

**Телефон:** 8 (812) 309 58 32 (многоканальный)

**Факс:** 8 (812) 320-02-42

**Электронная почта:** [org@eplast1.ru](mailto:org@eplast1.ru)

**Адрес:** 198099, г. Санкт-Петербург, ул. Калинина, дом 2, корпус 4, литера А.