


# IB IL AO 2/SF-PAC

Order No.: 2863083



<http://eshop.phoenixcontact.de/phoenix/treeViewClick.do?UID=2863083>

Inline analog output terminal, complete with accessories (connector and labeling field), 2 outputs, 0-20 mA, 4-20 mA, 0-10 V, 2-conductor connection method

Commercial data	
GTIN (EAN)	 4 017918 917104
sales group	K412
Pack	1 pcs.
Customs tariff	85389091
Catalog page information	Page 291 (AX-2009)

### Product notes

WEEE/RoHS-compliant since:  
10/08/2007



<http://www.download.phoenixcontact.com>  
Please note that the data given here has been taken from the online catalog. For comprehensive information and data, please refer to the user documentation. The General Terms and Conditions of Use apply to Internet downloads.

### Product description

The analog Inline output terminals are used in applications in which analog actuators are to be addressed.

With these terminals, common current and voltage output ranges can be configured individually. The analog signals are made available with a resolution of 16 bits.

It goes without saying that you also have advantages in handling with the analog Inline output terminals, such as multi-wire connection or the automatic contact with the grounding conductor when the terminal is snapped onto the DIN rail.

The Inline terminals can be labeled using hinged labeling fields. The fields have insert cards that can be labeled individually to suit the application. Additionally, there is the proven ZBFM-6... Zack strip for labeling the terminal points.

<b>Technical data</b>	
<b>General data</b>	
Width	48.8 mm
Height	136.8 mm
Depth	71.5 mm
Weight	125 g
Mounting type	DIN rail
Ambient temperature (operation)	-25 °C ... 55 °C
Ambient temperature (storage/transport)	-25 °C ... 85 °C
Permissible humidity (operation)	10 % ... 95 % (according to DIN EN 61131-2)
Permissible humidity (storage/transport)	10 % ... 95 % (according to DIN EN 61131-2)
Air pressure (operation)	70 kPa ... 106 kPa (up to 3000 m above sea level)
Air pressure (storage/transport)	70 kPa ... 106 kPa (up to 3000 m above sea level)
Degree of protection	IP20
Protection class	III, IEC 61140, EN 61140, VDE 0140-1
Test section	7.5 V supply (bus logic), 24 V supply $U_{ANA}$ / I/O 500 V AC 50 Hz 1 min
	7.5 V supply (bus logic), 24 V supply $U_{ANA}$ /functional earth ground 500 V AC 50 Hz 1 min
	24 V supply (I/O) / functional earth ground 500 V AC 50 Hz 1 min
<b>Interface</b>	
Name	Inline local bus
Type of connection	Inline data jumper
Transmission speed	500 kbps
	500 kBit/s
Transmission physics	Copper
<b>Inline potential routing</b>	
Communications power $U_L$	7.5 V DC (via voltage jumper)
Current consumption from $U_L$	max. 45 mA
	Typ. 36 mA
I/O supply voltage $U_{ANA}$	24 V DC
Current consumption from $U_{ANA}$	max. 95 mA
	Typ. 75 mA

**Analog outputs**

Number of outputs	2
Type of connection	Spring-cage connection with direct plug-in method
Connection method	2-wire (shielded)
Output name	Analog outputs
D/A conversion time	< 100 µs
D/A resolution	16 Bit
Type of protection	Short-circuit protection of outputs
Measured value representation	16 bits (15 bits + sign bit)
DAC resolution	16 Bit
Process data update	< 1 ms
Current output signal	0 mA ... 20 mA 4 mA ... 20 mA
Load/output load current output	> 500 Ω
Voltage output signal	0 V ... 10 V
Load/output load voltage output	> 2 kΩ 0.03%
Precision	Typ. 0.01 % (of output range final value) Typ. 0.008 % (of output range final value)

**Certificates / Approvals**



Certification ABS, BV, CUL, DNV, GL, LR, UL  
 Certification Ex: CUL-EX LIS, UL-EX LIS

**Accessories**

Item	Designation	Description
------	-------------	-------------

**Marking**

1051993	B-STIFT	Marker pen, for manual labeling of unprinted Zack strips, smear-proof and waterproof, line thickness 0.5 mm
0809492	ESL 62X10	Insert strip for laser printer, lettering field: 62 x 10 mm
2727501	IB IL FIELD 2	Labeling field, width: 12.2 mm

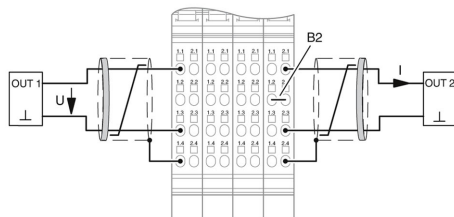
0811228	X-PEN 0,35	Marker pen without ink cartridge, for manual labeling of markers, labeling extremely wipe-proof, line thickness 0.35 mm
0808778	ZBF 6:SO/CMS	Zack strip, flat, 10-section, divisible, special printing, marking according to customer requirements
0808710	ZBF 6:UNBEDRUCKT	Zack strip, flat, unprinted: 10-section, for individual labeling with M-PEN or ZBF-T, sufficient for 100 terminal blocks, color: white
0803618	ZBFM 6/WH:UNBEDRUCKT	Zack marker sheet, flat, unprinted: 100-section, 10 strips à 10 markers, sufficient for 100 terminal blocks, for all terminal blocks, pitch 6.2 mm, labeling with M-PEN or CMS system, color: white
0803650	ZBFM 6:SO/CMS	Special printing, Zack marker sheet, flat, 100-section, divisible, marking according to customer requirements

**Plug/Adapter**

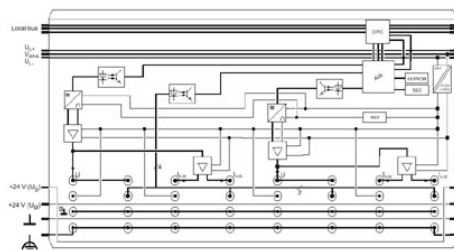
2732664	IB IL AO/CNT-PLSET	Connector set
2726353	IB IL SCN-6 SHIELD	Inline shield connector
2726337	IB IL SCN-8	Connector, for digital 1, 2 or 8-channel Inline terminals
2727608	IB IL SCN-8-CP	Inline connector, colored

**Diagrams/Drawings**

Connection diagram

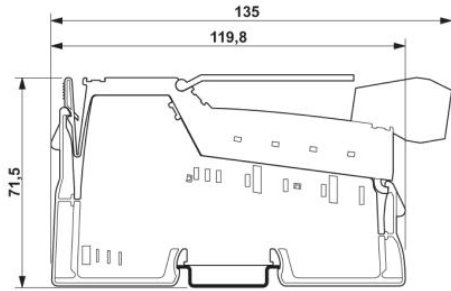


Block diagram



Dimensioned drawing

---



**Address**

PHOENIX CONTACT Deutschland GmbH  
Flachmarktstr. 8  
32825 Blomberg, Germany  
Phone +49 5235 3 12000  
Fax +49 5235 3 41200  
<http://www.phoenixcontact.de>



© 2011 Phoenix Contact  
Technical modifications reserved;



Компания «ЭлектроПласт» предлагает заключение долгосрочных отношений при поставках импортных электронных компонентов на взаимовыгодных условиях!

Наши преимущества:

- Оперативные поставки широкого спектра электронных компонентов отечественного и импортного производства напрямую от производителей и с крупнейших мировых складов;
- Поставка более 17-ти миллионов наименований электронных компонентов;
- Поставка сложных, дефицитных, либо снятых с производства позиций;
- Оперативные сроки поставки под заказ (от 5 рабочих дней);
- Экспресс доставка в любую точку России;
- Техническая поддержка проекта, помощь в подборе аналогов, поставка прототипов;
- Система менеджмента качества сертифицирована по Международному стандарту ISO 9001;
- Лицензия ФСБ на осуществление работ с использованием сведений, составляющих государственную тайну;
- Поставка специализированных компонентов (Xilinx, Altera, Analog Devices, Intersil, Interpoint, Microsemi, Aeroflex, Peregrine, Syfer, Eurofarad, Texas Instrument, Miteq, Cobham, E2V, MA-COM, Hittite, Mini-Circuits, General Dynamics и др.);

Помимо этого, одним из направлений компании «ЭлектроПласт» является направление «Источники питания». Мы предлагаем Вам помощь Конструкторского отдела:

- Подбор оптимального решения, техническое обоснование при выборе компонента;
- Подбор аналогов;
- Консультации по применению компонента;
- Поставка образцов и прототипов;
- Техническая поддержка проекта;
- Защита от снятия компонента с производства.



#### Как с нами связаться

**Телефон:** 8 (812) 309 58 32 (многоканальный)

**Факс:** 8 (812) 320-02-42

**Электронная почта:** [org@eplast1.ru](mailto:org@eplast1.ru)

**Адрес:** 198099, г. Санкт-Петербург, ул. Калинина, дом 2, корпус 4, литера А.