



FCIconnect.com

Copyright FCI.

Configuration of Documents

P/N	Documents	No.	Title	CAT.No.
SFW_S-25T(M)E1	Specification Connector dwg.	SC-SFWS01	CAT.NO.TABLE FOR 1mm SPACING SMT CONNECTOR	SFW_S-25T
		JSA93342	1mm SPACING SURFACE MOUNT FPC/FFC CONNECTOR	SFW_S-25T
		JSA93579	1mm SPACING SURFACE MOUNT FPC/FFC CONNECTOR	SFW_S-25TM
		JSA93836	CAT. NO. TABLE FOR PLASTIC TAPE PACKAGED 1mm SPACING SMT CONN.	SFW_S-25T_E1
		JSA93343	PLASTIC TAPE PACKAGED 1mm SPACING SMT CONNECTOR	SFW_S-25T_E1
		JSA93338	RECOMMENDED CABLE	SFW_S-25T
SFW_S-65T(M)E1	Cable dwg.	JSA93340	RECOMMENDED CABLE	SFW_S-25T
	Manual	JSA93341	RECOMMENDED CABLE	SFW_S-25T
		BJM-SFWS101		
	Specification Connector dwg.	SC-SFWS02	CAT.NO.TABLE FOR 1mm SPACING SMT CONNECTOR	SFW_S-65T
		JSA93900	1mm SPACING SURFACE MOUNT C/C CONNECTOR	SFW_S-65T
		JSA93905	1mm SPACING SURFACE MOUNT C/C CONNECTOR	SFW_S-65TM
SFW_S-25T(M)E1LF		JSA93901	CAT. NO. TABLE FOR PLASTIC TAPE PACKAGED 1mm SPACING SMT CONN.	SFW_S-65T_E1
		JSA93902	PLASTIC TAPE PACKAGED 1mm SPACING SMT CONN.	SFW_S-65T_E1
		JSA93903	RECOMMENDED CABLE	SFW_S-65T_E1
	Cable dwg.	JSA93904	RECOMMENDED CABLE	SFW_S-65T
	Manual	BJM-SFWS102		
		SC-SFWS03	CAT.NO.TABLE FOR 1mm SPACING SMT CONNECTOR	SFW_S-25T_LF
SFW_S-65T(M)E1LF	Specification Connector dwg.	JSA96516	1mm SPACING SURFACE MOUNT FPC/FFC CONNECTOR	SFW_S-25T_LF
		JSA96517	1mm SPACING SURFACE MOUNT FPC/FFC CONNECTOR	SFW_S-25TM_LF
		JSA96518	CAT. NO. TABLE FOR PLASTIC TAPE PACKAGED 1mm SPACING SMT CONN.	SFW_S-25T_E1LF
		JSA96519	PLASTIC TAPE PACKAGED 1mm SPACING SMT CONNECTOR	SFW_S-25T_E1LF
		JSA96520	RECOMMENDED CABLE	SFW_S-25T_LF
		JSA93340	RECOMMENDED CABLE	SFW_S-25T_LF
SFW_S-65T(M)E1F	Manual	JSA93341	RECOMMENDED CABLE	SFW_S-25T_LF
		BJM-SFWS101		
	Specification Connector dwg.	SC-SFWS04	CAT. NO. TABLE FOR 1mm SPACING SMT CONNECTOR	SFW_S-65T_LF
		JSA96521	1mm SPACING SURFACE MOUNT C/C CONNECTOR	SFW_S-65T_LF
		JSA96522	1mm SPACING SURFACE MOUNT C/C CONNECTOR	SFW_S-65TM_LF
		JSA96523	CAT. NO. TABLE FOR PLASTIC TAPE PACKAGED 1mm SPACING SMT CONN.	SFW_S-65T_E1LF
SFW_S-65T(M)E1F		JSA96524	PLASTIC TAPE PACKAGED 1mm SPACING SMT CONN.	SFW_S-65T_E1LF
		JSA96525	RECOMMENDED CABLE	SFW_S-65T_LF
	Cable dwg.	JSA93904	RECOMMENDED CABLE	SFW_S-65T_LF
	Manual	BJM-SFWS102		

mat'l. code			surface 58 / tolerance ISO 1302 / ISO 406 / ISO 1101		projection		product family 58SF		CODE JP		
ltr	ecn no	dr	date	tolerances unless otherwise specified			title SFW_S Documents Configuration (1mm Spacing connector)				
A	J05-0334	H.T	6/3/'05	angles	linear						mm
B	J05-0377	H.T	6/22/'05				dwg no sheet 1 of 1 size JSA96060 A4				
C	J06-0430	H.T	10/19/'06								scale
sheet index			revision sheet	C 1				type Product Customer Drawing		Rev. C	

CAT. NO. & DIMENSIONS

NOTE3	NO. OF CONTACTS (n)	CAT. NO.	DIMENSIONS (NOTE2)		
			A ±0.2	B ±0.2	C ±0.2
	4	SFW4S-2ST__LF	10.4	5.24	3
	5	SFW5S-2ST__LF	11.4	6.24	4
	6	SFW6S-2ST__LF	12.4	7.24	5
*	7	SFW7S-2ST__LF	13.4	8.24	6
	8	SFW8S-2ST__LF	14.4	9.24	7
*	9	SFW9S-2ST__LF	15.4	10.24	8
	10	SFW10S-2ST__LF	16.4	11.24	9
	11	SFW11S-2ST__LF	17.4	12.24	10
*	12	SFW12S-2ST__LF	18.4	13.24	11
	13	SFW13S-2ST__LF	19.4	14.24	12
	14	SFW14S-2ST__LF	20.4	15.24	13
	15	SFW15S-2ST__LF	21.4	16.24	14
	16	SFW16S-2ST__LF	22.4	17.24	15
	17	SFW17S-2ST__LF	23.4	18.24	16
*	18	SFW18S-2ST__LF	24.4	19.24	17
*	19	SFW19S-2ST__LF	25.4	20.24	18
	20	SFW20S-2ST__LF	26.4	21.24	19
*	21	SFW21S-2ST__LF	27.4	22.24	20
	22	SFW22S-2ST__LF	28.4	23.24	21
	23	SFW23S-2ST__LF	29.4	24.24	22
	24	SFW24S-2ST__LF	30.4	25.24	23
*	25	SFW25S-2ST__LF	31.4	26.24	24
	26	SFW26S-2ST__LF	32.4	27.24	25
*	27	SFW27S-2ST__LF	33.4	28.24	26
	28	SFW28S-2ST__LF	34.4	29.24	27
	29	SFW29S-2ST__LF	35.4	30.24	28
	30	SFW30S-2ST__LF	36.4	31.24	29
*	31	SFW31S-2ST__LF	37.4	32.24	30
*	32	SFW32S-2ST__LF	38.4	33.24	31



NOTES

1. THIS PRODUCT IS THE CONNECTOR, DESIGNED TO TERMINATE FPC/FFC AND COPE WITH AUTOMATIC MOUNTING (SMT).
2. SEE PART DRAWINGS FOR DIMENSIONS A.B.C.
3. PLEASE CONSULT US IN CASE OF USING PARTS WITH * MARK

mat'l. code				surface 58 / tolerance ISO 1302 / ISO 406 / ISO 1101		projection		product family 58SF		CODE JP	
ltr				tolerances unless otherwise specified		mm		title			
ecn no				linear		scale		CAT. NO. TABLE FOR 1mm SPACING SMT CONNECTOR (CAT.No.SFW__S-2ST__LF)			
dr				dr		FCI		dwg no		sheet 1 of 1 size	
date				engr				JSA 96516		A4	
angles				chr				type Product Customer Drawing			
linear				appd							
sheet index				revision D				Rev. D			
sheet 1											



PT. NO.	PARTS NAME	MATERIAL	Q'TY	NOTE
1	HOUSING	GLASS FILLED THERMOPLASTIC RATED. (UL94V-0)	1	COLOR : BROWN
2	SLIDER	(UL94V-0)	1	COLOR : BLACK
3	CONTACT	PHOSPHOR BRONZE	n	PLATING : TIN Ni UNDER PLATED(LEAD FREE)

n : NO. OF CONTACTS

NOTES

1. THIS PRODUCT IS THE CONNECTOR DESIGNED TO TERMINATE FPC/FFC AND COPEs WITH AUTOMATIC MOUNTING (SMT).
2. FLATNESS OF CONTACT TERMINAL MUST BE WITHIN TOLERANCE IN Z PORTION DETAILED DRAWING.
3. THIS DIMENSION IS SPACE FOR THE NOZZLE OF MOUNTER.
4. THIS PRODUCT MEETS EUROPEAN UNION DIRECTIVES AND OTHER COUNTRY REGULATIONS AS DESCRIBED IN GS-22-008
5. THE HOUSING WILL WITHSTAND EXPOSURE TO 260°C PEAK TEMPERATURE FOR 10 SECONDS IN A REFLOW SOLDERING OVEN.

RECOMMENDED PC BOARD LAYOUT (COMPONENT SIDE)



mat'l. code				surface 58 ISO 1302 ✓		tolerance ISO 406 ISO 1101		projection mm		product family 58SF		CODE JP	
ltr ecn no dr date				tolerances unless otherwise specified		±0.2		mm		title 1mm SPACING SURFACE MOUNT FPC/FFC CONNECTOR (CAT.No.SFW__S-2ST__LF)			
A J05-0377 H.T 6/22/05				angles		linear		scale X		dwg no JSA 96517		sheet 1 of 1 size A4	
B J05-0731 H.T 10/28/05								FCI		type Product Customer Drawing			
C J06-0430 H.T 10/19/06				dr		10/19/06							
				enrg		10/19/06							
				chr		10/19/06							
				appd		10/19/06							
sheet index		revision sheet		C 1								Rev C	

SC-SFWS 03 JSA96516 form: A4



PT. NO.	PARTS NAME	MATERIAL	Q'TY	NOTE
1	HOUSING	GLASS FILLED THERMOPLASTIC RATED. (UL94V-0)	1	COLOR : BROWN
2	SLIDER		1	COLOR : BLACK
3	CONTACT	PHOSPHOR BRONZE	n	PLATING : TIN Ni UNDER PLATED(LEAD FREE)
4	MOUNTING PLATE	BRASS	2	

n : NO. OF CONTACTS

NOTES

1. THIS PRODUCT IS THE CONNECTOR DESIGNED TO TERMINATE FPC/FFC AND COPES WITH AUTOMATIC MOUNTING (SMT).
2. FLATNESS OF CONTACT TERMINAL AND MOUNTING PLATE MUST BE WITHIN TOLERANCE IN Z PORTION DETAILED DRAWING.
3. THIS DIMENSION IS SPACE FOR THE NOZZLE OF MOUNTER.
4. THIS PRODUCT MEETS EUROPEAN UNION DIRECTIVES AND OTHER COUNTRY REGULATIONS AS DESCRIBED IN GS-22-008
5. THE HOUSING WILL WITHSTAND EXPOSURE TO 260°C PEAK TEMPERATURE FOR 10 SECONDS IN A REFLOW SOLDERING OVEN.

RECOMMENDED PC BOARD LAYOUT (COMPONENT SIDE)

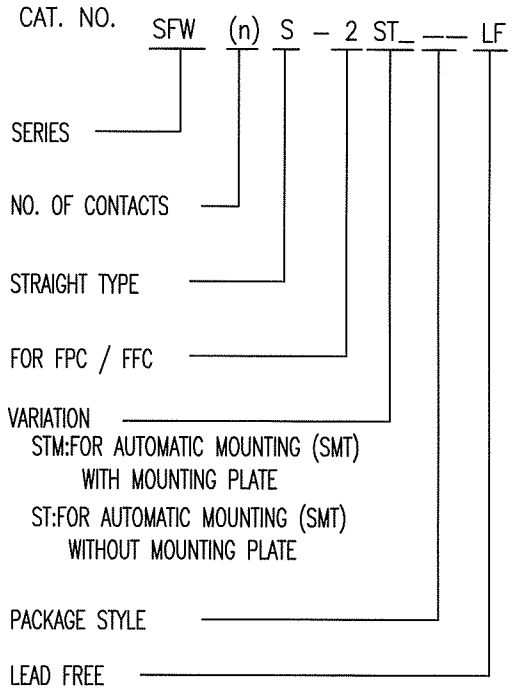


mat'l. code				surface 58 ISO 1302 ✓		tolerance ISO 406 ISO 1101		projection mm		product family 58SF		CODE JP	
ltr	ecn no	dr	date	tolerances unless otherwise specified ±0.2				mm		title 1mm SPACING SURFACE MOUNT FPC/FFC CONNECTOR (CAT.No.SFW__S-2STM__LF)			
A	J05-0377	H.T	6/22/05	angles		linear		scale X		dwg no		sheet 1 of 1 size	
B	J05-0731	H.T	10/28/05							JSA 96518		A4	
C	J06-0430	H.T	10/19/06							type		Product Customer Drawing	
sheet index		revision sheet		dr		engr		chr		appd		Rev. c	
		C 1		10/19/06		10/19/06		10/19/06		10/20/06		C	

SC-SFWS 03 JSA96516 form: A4

CAT. NO. & DIMENSIONS

(NOTE4)	NO. OF CONTACTS (n)	CAT. NO. (NOTE2)	DIMENSIONS (NOTE3)		
			D ± 5	E ± 0.3	F ± 0.1
	4	SFW4S-2ST_E1LF	28.4	24	—
	5	SFW5S-2ST_E1LF	28.4	24	—
	6	SFW6S-2ST_E1LF	28.4	24	—
*	7	SFW7S-2ST_E1LF	28.4	24	—
	8	SFW8S-2ST_E1LF	28.4	24	—
*	9	SFW9S-2ST_E1LF	28.4	24	—
	10	SFW10S-2ST_E1LF	28.4	24	—
	11	SFW11S-2ST_E1LF	28.4	24	—
*	12	SFW12S-2ST_E1LF	36.4	32	28.4
	13	SFW13S-2ST_E1LF	36.4	32	28.4
	14	SFW14S-2ST_E1LF	36.4	32	28.4
	15	SFW15S-2ST_E1LF	36.4	32	28.4
	16	SFW16S-2ST_E1LF	48.4	44	40.4
	17	SFW17S-2ST_E1LF	48.4	44	40.4
*	18	SFW18S-2ST_E1LF	48.4	44	40.4
*	19	SFW19S-2ST_E1LF	48.4	44	40.4
	20	SFW20S-2ST_E1LF	48.4	44	40.4
*	21	SFW21S-2ST_E1LF	48.4	44	40.4
	22	SFW22S-2ST_E1LF	48.4	44	40.4
	23	SFW23S-2ST_E1LF	48.4	44	40.4
	24	SFW24S-2ST_E1LF	48.4	44	40.4
*	25	SFW25S-2ST_E1LF	48.4	44	40.4
	26	SFW26S-2ST_E1LF	48.4	44	40.4
*	27	SFW27S-2ST_E1LF	60.4	56	52.4
	28	SFW28S-2ST_E1LF	60.4	56	52.4
	29	SFW29S-2ST_E1LF	60.4	56	52.4
	30	SFW30S-2ST_E1LF	60.4	56	52.4
*	31	SFW31S-2ST_E1LF	60.4	56	52.4
*	32	SFW32S-2ST_E1LF	60.4	56	52.4



NOTES

- THIS PRODUCT IS THE CONNECTOR DESIGNED TO TERMINATE FPC/FFC AND COPES WITH AUTOMATIC MOUNTING (SMT).
- THIS CATALOG NO. INDICATES PLASTIC TAPE PACKAGED CONNECTOR.
- SEE PART DRAWINGS FOR DIMENSIONS D~F.
- PLEASE CONSULT US IN CASE OF USING PARTS WITH * MARK.

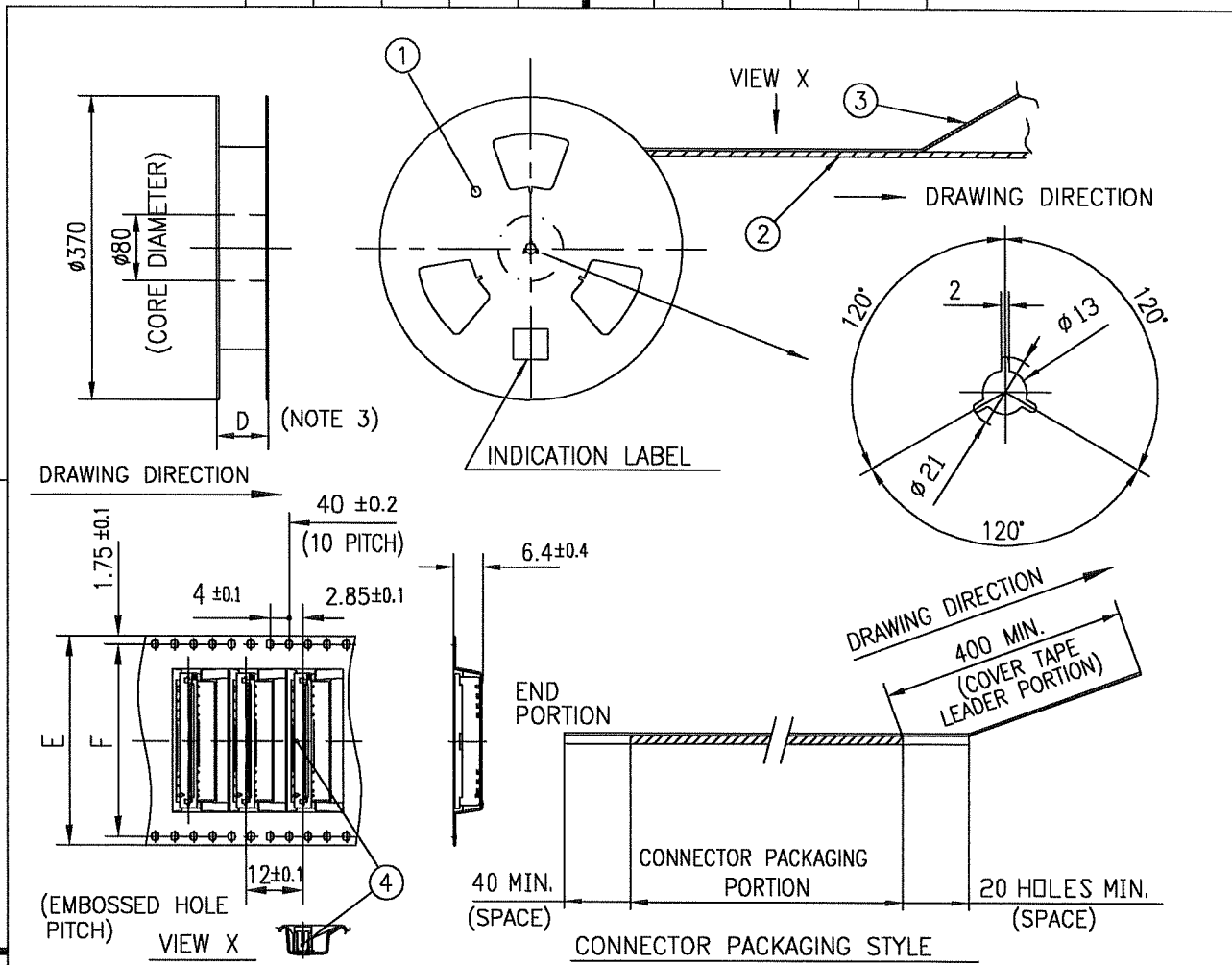


FCIconnect.com

Copyright FCI.

mat'l. code				surface 58 / tolerance ISO 1302 / ISO 406 / ISO 1101		projection		product family 58SF		CODE JP	
ltr ecn no dr date				tolerances unless otherwise specified		mm		title			
A	J05-0377	H.T	2005-6-22	angles linear		mm		CAT NO. TABLE FOR PLASTIC TAPE PACKAGED 1mm SPACING SMT CONN. (CAT.No.SFW__S-2ST_E1LF)			
B	J05-0547	H.T	2005-8-30			scale X		dwg no sheet 1 of 1 size			
C	J06-0430	H.T	2006-10-19			FCI		JSA 96519 A4			
D	J07-0407	H.T	2007-8-9	dr engr chr appd				type Product Customer Drawing			
sheet index		revision sheet		D 1						Rev D	

SC-SFWS 03 JSA96516 96520 form: A4



PT. NO.	PARTS NAME	CAT. NO.	MATERIAL	Q'TY	NOTE
1	REEL	_____	CARDBOARD	1	COLOR:GRAY
2	PLASTIC (EMBOSSED) TAPE	_____	PET	_____	COLOR:TRANSPARENCY
3	COVER	_____	POLYESTER	_____	COLOR:TRANSPARENCY
4	CONNECTOR	SFW__S-2ST__LF	SEE ATTACHED DWG.	1000	_____

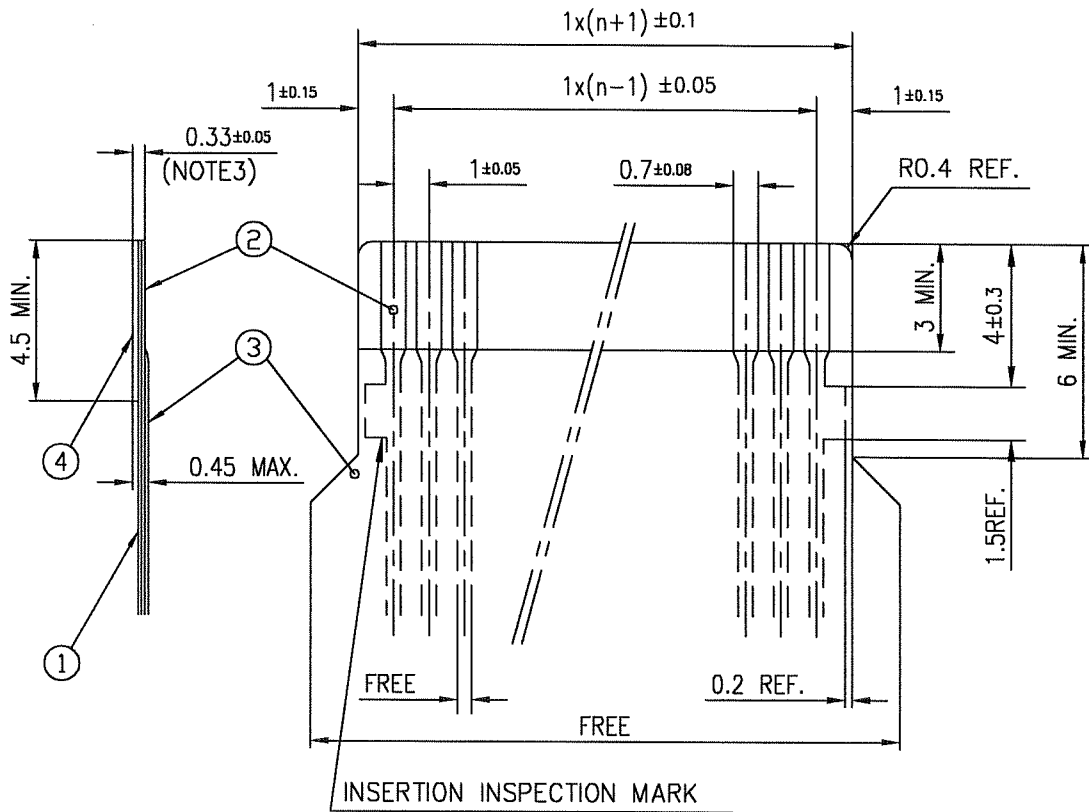
NOTES

1. THIS IS PLASTIC TAPE PACKAGED CONNECTOR USED FOR FPC/FFC AND COPES WITH AUTOMATIC MOUNTING (SMT).
2. SEE JIS C 0806 (PACKING OF ELECTRONIC COMPONENTS ON CONTINUOUS TAPES (SURFACE MOUNTING DEVICES)) FOR SHAPE AND DIMENSIONS OF PLASTIC (EMBOSSED) TAPE AND REEL.
3. F DIMENSION IS PORTION OF THE CORE.

mat'l. code				surface 58 ISO 1302 ✓	tolerance ISO 406 ISO 1101	projection mm	product family 58SF	CODE JP
ltr	ecn no	dr	date	tolerances unless otherwise specified		mm	title PLASTIC TAPE PACKAGED 1mm SPACING SMT CONNECTOR (CAT.No.SFW__S-2ST_E1LF)	
A	J05-0377	H.T	6/22/05	angles	linear			
B	J06-0430	H.T	10/19/06	±5°	±5	scale X	dwg no sheet 1 of 1 size	
				dr	10/19/06		JSA 96520 A4	
				enrg	10/19/06		type Product Customer Drawing	
				chr	10/19/06			
				appd	10/20/06			
sheet index	revision sheet	B	1					Rev. B

RECOMMENDED CABLE (FPC)

n : NO. OF CONDUCTORS



PT. NO.	DESCRIPTION	MATERIAL	THICKNESS (μm)
1	BASE FILM	POLYIMIDE OR POLYESTER OR EQUIVALENT	25
2	CONDUCTOR	COPPER FOIL(PLATING : SOLDER 1μm MIN.)	35
3	OVERLAY	POLYIMIDE OR POLYESTER OR EQUIVALENT	—
4	SUPPORTING TAPE	POLYESTER OR POLYIMIDE OR EQUIVALENT	188

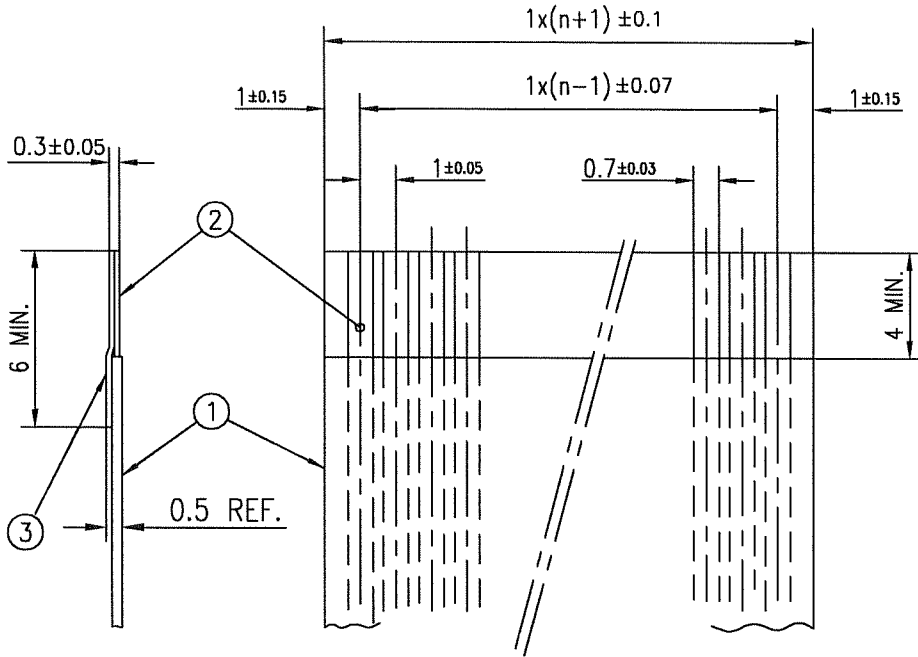
NOTES

1. NO BURR AT EACH PORTION.
2. NO PEELING IN COMMON USE.
3. TOTAL THICKNESS LIMIT OF EACH MATERIAL (INCLUDING ADHESIVE AGENT) IS SPECIFIED.

mat'l. code				surface 58 / tolerance ISO 1302 ✓ / ISO 406 / ISO 1101		projection		product family 58SF		CODE JP	
ltr	ecn no	dr	date	tolerances unless otherwise specified		mm		title			
AA	J04-0333	H.T	Oct.13,'04	angles	linear	mm		RECOMMENDED CABLE			
AB	J06-0430	H.T	10/19/06			scale X		(CAT.No.SFW__S-2ST__)			
				dr	10/19/06			dwg no		sheet 1 of 1 size	
			enr	10/19/06	JSA 93340			A4			
			chr	10/19/06	type Product Customer Drawing						
			appd	10/20/06							
sheet index	revision sheet	AB	1								Rev. AB

RECOMMENDED CABLE (FFC)

n : NO. OF CONDUCTORS



PT. NO.	DESCRIPTION	MATERIAL	NOTE
1	INSULATOR	FLAME RESISTING POLYESTER OR EQUIVALENT	_____
2	CONDUCTOR	COPPER FOIL	PLATING: TIN OR SOLDER 1µm MIN.
3	SUPPORTING TAPE	FLAME RESISTING POLYESTER OR EQUIVALENT	_____

NOTES

1. NO BURR AT EACH PORTION.
2. NO PEELING IN COMMON USE.

mat'l. code				surface 5B / tolerance ISO 406 ISO 1101		projection		product family 58SF		CODE JP	
ltr ecn no dr date				tolerances unless otherwise specified		mm		title			
AA J04-0333 H.T. 06.13.04				angles linear		mm		RECOMMENDED CABLE (CAT.No.SFW__S-2ST__)			
AB J06-0430 H.T. 10/19/06						scale X		dwg no sheet 1 of 1 size			
				dr <i>H. Nakamura</i> 10/19/06				JSA 93341 A4			
				enr <i>H. Nakamura</i> 10/19/06				type Product Customer Drawing			
				chr <i>R. Shiojiri</i> 10/19/06							
				appd <i>P. Nakamura</i> 10/20/06							
sheet index		revision AB		sheet 1						Rev. AB	



Компания «ЭлектроПласт» предлагает заключение долгосрочных отношений при поставках импортных электронных компонентов на взаимовыгодных условиях!

Наши преимущества:

- Оперативные поставки широкого спектра электронных компонентов отечественного и импортного производства напрямую от производителей и с крупнейших мировых складов;
- Поставка более 17-ти миллионов наименований электронных компонентов;
- Поставка сложных, дефицитных, либо снятых с производства позиций;
- Оперативные сроки поставки под заказ (от 5 рабочих дней);
- Экспресс доставка в любую точку России;
- Техническая поддержка проекта, помощь в подборе аналогов, поставка прототипов;
- Система менеджмента качества сертифицирована по Международному стандарту ISO 9001;
- Лицензия ФСБ на осуществление работ с использованием сведений, составляющих государственную тайну;
- Поставка специализированных компонентов (Xilinx, Altera, Analog Devices, Intersil, Interpoint, Microsemi, Aeroflex, Peregrine, Syfer, Eurofarad, Texas Instrument, Miteq, Cobham, E2V, MA-COM, Hittite, Mini-Circuits, General Dynamics и др.);

Помимо этого, одним из направлений компании «ЭлектроПласт» является направление «Источники питания». Мы предлагаем Вам помощь Конструкторского отдела:

- Подбор оптимального решения, техническое обоснование при выборе компонента;
- Подбор аналогов;
- Консультации по применению компонента;
- Поставка образцов и прототипов;
- Техническая поддержка проекта;
- Защита от снятия компонента с производства.



Как с нами связаться

Телефон: 8 (812) 309 58 32 (многоканальный)

Факс: 8 (812) 320-02-42

Электронная почта: org@eplast1.ru

Адрес: 198099, г. Санкт-Петербург, ул. Калинина, дом 2, корпус 4, литера А.