



FCIconnect.com

Copyright FCI.

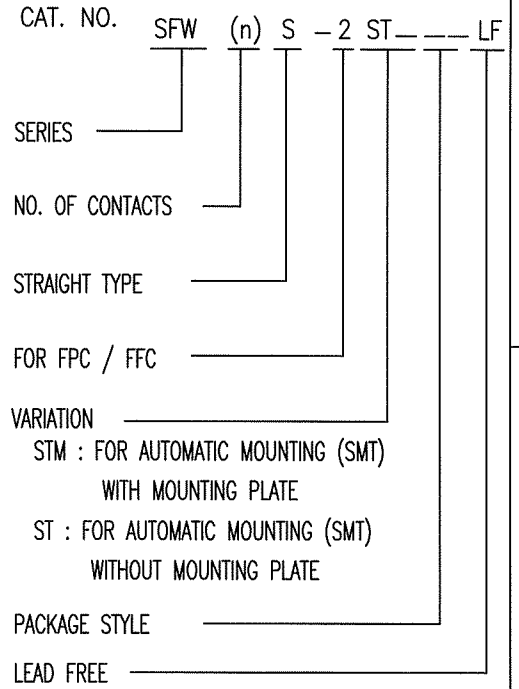
# Configuration of Documents

| P/N              | Documents                    | No.         | Title  | CAT.No.        |
|------------------|------------------------------|-------------|--|----------------|
| SFW_S-25T(M)E1   | Specification Connector dwg. | SC-SFWS01   | CAT.NO.TABLE FOR 1mm SPACING SMT CONNECTOR                     | SFW_S-25T      |
|                  |                              | JSA93342    | 1mm SPACING SURFACE MOUNT FPC/FFC CONNECTOR                    | SFW_S-25T      |
|                  |                              | JSA93579    | 1mm SPACING SURFACE MOUNT FPC/FFC CONNECTOR                    | SFW_S-25TM     |
|                  |                              | JSA93836    | CAT. NO. TABLE FOR PLASTIC TAPE PACKAGED 1mm SPACING SMT CONN. | SFW_S-25T_E1   |
|                  |                              | JSA93343    | PLASTIC TAPE PACKAGED 1mm SPACING SMT CONNECTOR                | SFW_S-25T_E1   |
|                  |                              | JSA93338    | RECOMMENDED CABLE  | SFW_S-25T      |
|                  |                              | JSA93340    | RECOMMENDED CABLE  | SFW_S-25T      |
| SFW_S-65T(M)E1   | Manual                       | JSA93341    |  | SFW_S-25T      |
|                  |                              | BJM-SFWS101 |  |                |
|                  | Specification Connector dwg. | SC-SFWS02   | CAT.NO.TABLE FOR 1mm SPACING SMT CONNECTOR                     | SFW_S-65T      |
|                  |                              | JSA93900    | 1mm SPACING SURFACE MOUNT C/C CONNECTOR                        | SFW_S-65T      |
|                  |                              | JSA93905    | 1mm SPACING SURFACE MOUNT C/C CONNECTOR                        | SFW_S-65TM     |
|                  |                              | JSA93901    | CAT. NO. TABLE FOR PLASTIC TAPE PACKAGED 1mm SPACING SMT CONN. | SFW_S-65T_E1   |
|                  |                              | JSA93902    | PLASTIC TAPE PACKAGED 1mm SPACING SMT CONNECTOR                | SFW_S-65T_E1   |
| SFW_S-25T(M)E1LF | Cable dwg.                   | JSA93903    |  | SFW_S-65T      |
|                  | Manual                       | JSA93904    |  |                |
|                  |                              | BJM-SFWS102 |  |                |
|                  | Specification Connector dwg. | SC-SFWS03   | CAT.NO.TABLE FOR 1mm SPACING SMT CONNECTOR                     | SFW_S-25T_LF   |
|                  |                              | JSA96516    | 1mm SPACING SURFACE MOUNT FPC/FFC CONNECTOR                    | SFW_S-25T_LF   |
|                  |                              | JSA96517    | 1mm SPACING SURFACE MOUNT FPC/FFC CONNECTOR                    | SFW_S-25TM_LF  |
|                  |                              | JSA96518    | CAT. NO. TABLE FOR PLASTIC TAPE PACKAGED 1mm SPACING SMT CONN. | SFW_S-25T_E1LF |
| SFW_S-65T(M)E1LF |                              | JSA96519    | PLASTIC TAPE PACKAGED 1mm SPACING SMT CONNECTOR                | SFW_S-25T_E1LF |
|                  | Cable dwg.                   | JSA96520    |  | SFW_S-25T_LF   |
|                  | Manual                       | JSA93340    |  | SFW_S-25T_LF   |
|                  |                              | JSA93341    |  |                |
|                  |                              | BJM-SFWS101 |  |                |
|                  | Specification Connector dwg. | SC-SFWS04   | CAT. NO. TABLE FOR 1mm SPACING SMT CONNECTOR                   | SFW_S-65T_LF   |
|                  |                              | JSA96521    | 1mm SPACING SURFACE MOUNT C/C CONNECTOR                        | SFW_S-65T_LF   |
| SFW_S-25T(M)E1F  |                              | JSA96522    | 1mm SPACING SURFACE MOUNT C/C CONNECTOR                        | SFW_S-65TM_LF  |
|                  |                              | JSA96523    | CAT. NO. TABLE FOR PLASTIC TAPE PACKAGED 1mm SPACING SMT CONN. | SFW_S-65T_E1LF |
|                  |                              | JSA96524    | PLASTIC TAPE PACKAGED 1mm SPACING SMT CONNECTOR                | SFW_S-65T_E1LF |
|                  | Cable dwg.                   | JSA96525    |  | SFW_S-65T_LF   |
|                  | Manual                       | JSA93904    |  | SFW_S-65T_LF   |
|                  | BJM-SFWS102                  |             |  |                |

|             |          |  |           |                                       |  |   |  |              |  |
|-------------|----------|--|-----------|---------------------------------------|--|---|--|--------------|--|
| mat'l. code |          | surface 58 / tolerance ISO 1302 / ISO 406 / ISO 1101 |           | projection                            |  | product family 58SF                                   |  | CODE JP      |  |
| ltr         | ecn no   | dr   | date      | tolerances unless otherwise specified |  | title   |  | sheet 1 of 1 |  |
| A           | J05-0334 | H.T  | 6/3/'05   | angles linear                         |  | SFW_S Documents Configuration (1mm Spacing connector) |  | size A4      |  |
| B           | J05-0377 | H.T  | 6/22/'05  |                                       |  | mm  |  | sheet 1 of 1 |  |
| C           | J06-0430 | H.T  | 10/19/'06 |                                       |  | scale   |  | sheet 1 of 1 |  |
|             |          | dr   |           |                                       |  | FCI   |  | sheet 1 of 1 |  |
|             |          | enr  |           |                                       |  |   |  | sheet 1 of 1 |  |
|             |          | chr  |           |                                       |  |   |  | sheet 1 of 1 |  |
|             |          | appd   |           |                                       |  |   |  | sheet 1 of 1 |  |
| sheet index |          | revision sheet                                       | C 1       |                                       |  | type Product Customer Drawing                         |  | Rev. C       |  |

CAT. NO. & DIMENSIONS

| NOTE3 | NO. OF CONTACTS (n) | CAT. NO.       | DIMENSIONS (NOTE2) |        |        |
|-------|---------------------|----------------|--------------------|--------|--------|
|       |                     |                | A ±0.2             | B ±0.2 | C ±0.2 |
|       | 4                   | SFW4S-2ST__LF  | 10.4               | 5.24   | 3      |
|       | 5                   | SFW5S-2ST__LF  | 11.4               | 6.24   | 4      |
|       | 6                   | SFW6S-2ST__LF  | 12.4               | 7.24   | 5      |
| *     | 7                   | SFW7S-2ST__LF  | 13.4               | 8.24   | 6      |
|       | 8                   | SFW8S-2ST__LF  | 14.4               | 9.24   | 7      |
| *     | 9                   | SFW9S-2ST__LF  | 15.4               | 10.24  | 8      |
|       | 10                  | SFW10S-2ST__LF | 16.4               | 11.24  | 9      |
|       | 11                  | SFW11S-2ST__LF | 17.4               | 12.24  | 10     |
| *     | 12                  | SFW12S-2ST__LF | 18.4               | 13.24  | 11     |
|       | 13                  | SFW13S-2ST__LF | 19.4               | 14.24  | 12     |
|       | 14                  | SFW14S-2ST__LF | 20.4               | 15.24  | 13     |
|       | 15                  | SFW15S-2ST__LF | 21.4               | 16.24  | 14     |
|       | 16                  | SFW16S-2ST__LF | 22.4               | 17.24  | 15     |
|       | 17                  | SFW17S-2ST__LF | 23.4               | 18.24  | 16     |
| *     | 18                  | SFW18S-2ST__LF | 24.4               | 19.24  | 17     |
| *     | 19                  | SFW19S-2ST__LF | 25.4               | 20.24  | 18     |
|       | 20                  | SFW20S-2ST__LF | 26.4               | 21.24  | 19     |
| *     | 21                  | SFW21S-2ST__LF | 27.4               | 22.24  | 20     |
|       | 22                  | SFW22S-2ST__LF | 28.4               | 23.24  | 21     |
|       | 23                  | SFW23S-2ST__LF | 29.4               | 24.24  | 22     |
|       | 24                  | SFW24S-2ST__LF | 30.4               | 25.24  | 23     |
| *     | 25                  | SFW25S-2ST__LF | 31.4               | 26.24  | 24     |
|       | 26                  | SFW26S-2ST__LF | 32.4               | 27.24  | 25     |
| *     | 27                  | SFW27S-2ST__LF | 33.4               | 28.24  | 26     |
|       | 28                  | SFW28S-2ST__LF | 34.4               | 29.24  | 27     |
|       | 29                  | SFW29S-2ST__LF | 35.4               | 30.24  | 28     |
|       | 30                  | SFW30S-2ST__LF | 36.4               | 31.24  | 29     |
| *     | 31                  | SFW31S-2ST__LF | 37.4               | 32.24  | 30     |
| *     | 32                  | SFW32S-2ST__LF | 38.4               | 33.24  | 31     |



NOTES

1. THIS PRODUCT IS THE CONNECTOR, DESIGNED TO TERMINATE FPC/FFC AND COPE WITH AUTOMATIC MOUNTING (SMT).
2. SEE PART DRAWINGS FOR DIMENSIONS A.B.C.
3. PLEASE CONSULT US IN CASE OF USING PARTS WITH \* MARK

|             |  |  |  |            |  |                     |  |  |  |
|-------------|--|--|--|------------|--|---------------------|--|--|--|
| mat'l. code |  | surface 58 / tolerance ISO 1302 / ISO 406 / ISO 1101 |  | projection |  | product family 58SF |  | CODE JP  |  |
| ltr         |  | ecn no   |  | dr         |  | date                |  | title  |  |
| A           |  | J05-0377   |  | H.T        |  | 2005-6-22           |  | CAT. NO. TABLE FOR 1mm SPACING SMT CONNECTOR (CAT.No.SFW__S-2ST__LF) |  |
| B           |  | J05-0547   |  | H.T        |  | 2005-8-30           |  |  |  |
| C           |  | J06-0430   |  | H.T        |  | 2006-10-19          |  |  |  |
| D           |  | J07-0407   |  | H.T        |  | 2007-8-9            |  | dwg no sheet 1 of 1 size   |  |
|             |  |  |  | engr       |  | 2007-8-9            |  | JSA 96516 A4   |  |
|             |  |  |  | chr        |  | 2007-8-19           |  |  |  |
|             |  |  |  | appd       |  | 2007-8-16           |  | type Product Customer Drawing  |  |
| sheet index |  | revision D   |  | sheet 1    |  |                     |  | Rev. D   |  |



| PT. NO. | PARTS NAME | MATERIAL                                    | Q'TY | NOTE                                     |
|---------|------------|---|------|--|
| 1       | HOUSING    | GLASS FILLED THERMOPLASTIC RATED. (UL94V-0) | 1    | COLOR : BROWN                            |
| 2       | SLIDER     | (UL94V-0)                                   | 1    | COLOR : BLACK                            |
| 3       | CONTACT    | PHOSPHOR BRONZE                             | n    | PLATING : TIN Ni UNDER PLATED(LEAD FREE) |

n : NO. OF CONTACTS

NOTES

1. THIS PRODUCT IS THE CONNECTOR DESIGNED TO TERMINATE FPC/FFC AND COPEs WITH AUTOMATIC MOUNTING (SMT).
2. FLATNESS OF CONTACT TERMINAL MUST BE WITHIN TOLERANCE IN Z PORTION DETAILED DRAWING.
3. THIS DIMENSION IS SPACE FOR THE NOZZLE OF MOUNTER.
4. THIS PRODUCT MEETS EUROPEAN UNION DIRECTIVES AND OTHER COUNTRY REGULATIONS AS DESCRIBED IN GS-22-008
5. THE HOUSING WILL WITHSTAND EXPOSURE TO 260°C PEAK TEMPERATURE FOR 10 SECONDS IN A REFLOW SOLDERING OVEN.

RECOMMENDED PC BOARD LAYOUT (COMPONENT SIDE)



|                         |  |                |  |                                       |  |                                  |  |                  |  |  |  |                      |  |
|-------------------------|--|----------------|--|---------------------------------------|--|----------------------------------|--|------------------|--|--|--|----------------------|--|
| mat'l. code             |  |                |  | surface 58<br>ISO 1302 ✓              |  | tolerance<br>ISO 406<br>ISO 1101 |  | projection<br>mm |  | product family 58SF  |  | CODE JP              |  |
| ltr ecn no dr date      |  |                |  | tolerances unless otherwise specified |  | ±0.2                             |  | mm               |  | title<br>1mm SPACING SURFACE MOUNT FPC/FFC CONNECTOR (CAT.No.SFW__S-2ST__LF) |  |                      |  |
| A J05-0377 H.T 6/22/05  |  |                |  | angles                                |  | linear                           |  | scale X          |  | dwg no JSA 96517   |  | sheet 1 of 1 size A4 |  |
| B J05-0731 H.T 10/28/05 |  |                |  |                                       |  |                                  |  | FCI              |  | type Product Customer Drawing  |  |                      |  |
| C J06-0430 H.T 10/19/06 |  |                |  | dr                                    |  | 10/19/06                         |  |                  |  |  |  |                      |  |
|                         |  |                |  | enrg                                  |  | 10/19/06                         |  |                  |  |  |  |                      |  |
|                         |  |                |  | chr                                   |  | 10/19/06                         |  |                  |  |  |  |                      |  |
|                         |  |                |  | appd                                  |  | 10/19/06                         |  |                  |  |  |  |                      |  |
| sheet index             |  | revision sheet |  | C 1                                   |  |                                  |  |                  |  |  |  | Rev C                |  |

SC-SFWS 03 JSA96516 form: A4



| PT. NO. | PARTS NAME     | MATERIAL                                    | Q'TY | NOTE                                     |
|---------|----------------|---|------|--|
| 1       | HOUSING        | GLASS FILLED THERMOPLASTIC RATED. (UL94V-0) | 1    | COLOR : BROWN                            |
| 2       | SLIDER         |   | 1    | COLOR : BLACK                            |
| 3       | CONTACT        | PHOSPHOR BRONZE                             | n    | PLATING : TIN Ni UNDER PLATED(LEAD FREE) |
| 4       | MOUNTING PLATE | BRASS                                       | 2    |  |

n : NO. OF CONTACTS

NOTES

1. THIS PRODUCT IS THE CONNECTOR DESIGNED TO TERMINATE FPC/FFC AND COPES WITH AUTOMATIC MOUNTING (SMT).
2. FLATNESS OF CONTACT TERMINAL AND MOUNTING PLATE MUST BE WITHIN TOLERANCE IN Z PORTION DETAILED DRAWING.
3. THIS DIMENSION IS SPACE FOR THE NOZZLE OF MOUNTER.
4. THIS PRODUCT MEETS EUROPEAN UNION DIRECTIVES AND OTHER COUNTRY REGULATIONS AS DESCRIBED IN GS-22-008
5. THE HOUSING WILL WITHSTAND EXPOSURE TO 260°C PEAK TEMPERATURE FOR 10 SECONDS IN A REFLOW SOLDERING OVEN.

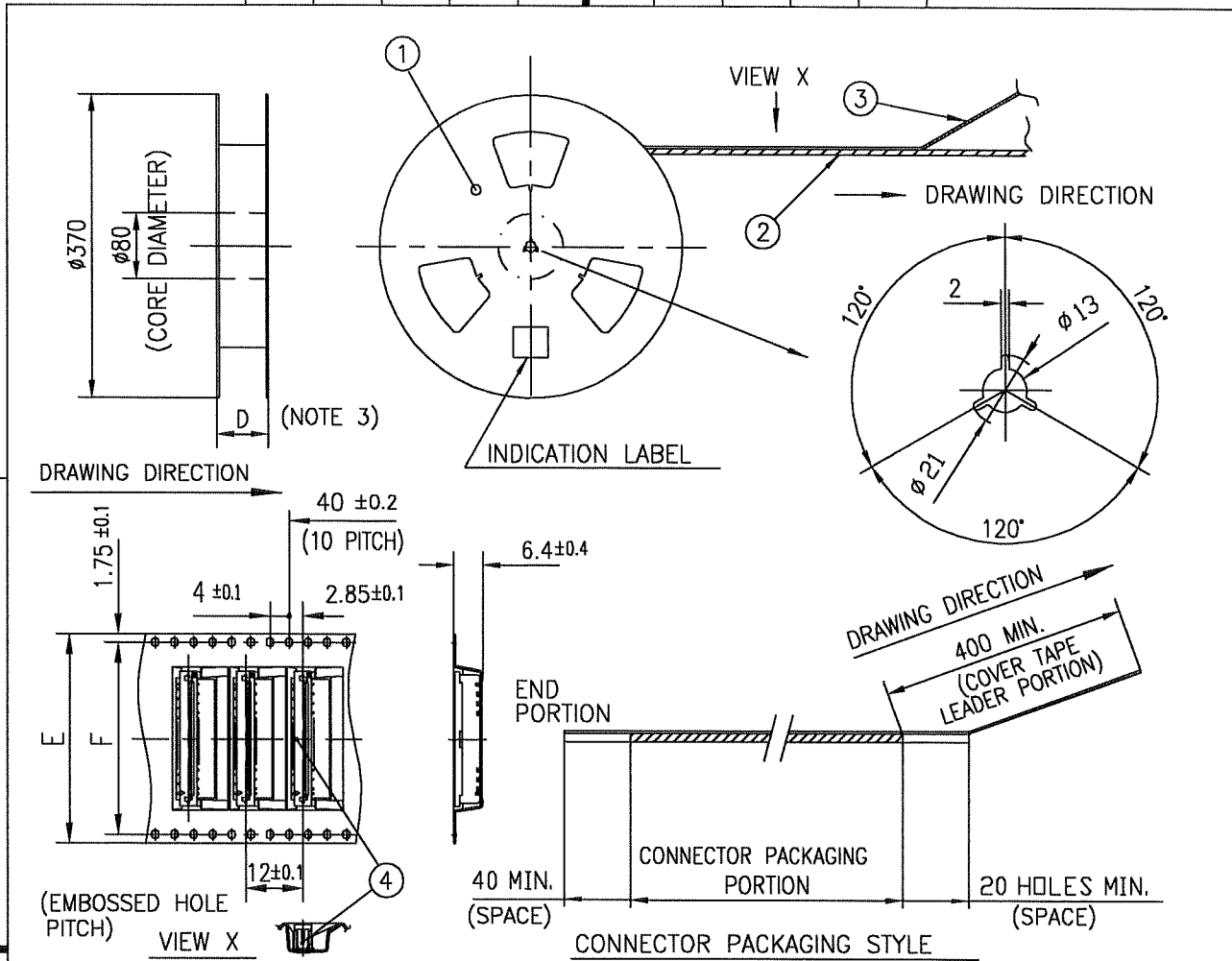
RECOMMENDED PC BOARD LAYOUT (COMPONENT SIDE)



|             |          |                |          |                                       |  |                                  |  |                |  |   |  |            |  |
|-------------|----------|----------------|----------|---------------------------------------|--|----------------------------------|--|----------------|--|---|--|------------|--|
| mat'l. code |          |                |          | surface 58<br>ISO 1302                |  | tolerance<br>ISO 406<br>ISO 1101 |  | projection<br> |  | product family<br>58SF  |  | CODE<br>JP |  |
| ltr         | ecn no   | dr             | date     | tolerances unless otherwise specified |  |                                  |  | mm             |  | title<br>1mm SPACING SURFACE MOUNT<br>FPC/FFC CONNECTOR<br>(CAT.No.SFW__S-2STM__LF) |  |            |  |
| A           | J05-0377 | H.T            | 6/22/05  | angles                                |  | ±0.2                             |  | ← →            |  | dwg no<br>JSA 96518   |  |            |  |
| B           | J05-0731 | H.T            | 10/28/05 | linear                                |  |                                  |  | scale X        |  |   |  |            |  |
| C           | J06-0430 | H.T            | 10/19/06 |                                       |  |                                  |  |                |  | type Product Customer Drawing   |  |            |  |
| sheet index |          | revision sheet |          | dr                                    |  | engr                             |  | chr            |  | appd  |  | Rev. c     |  |
|             |          | C 1            |          | 10/19/06                              |  | 10/19/06                         |  | 10/19/06       |  | 10/20/06  |  | C          |  |

SC-SFWS 03 JSA96516 form: A4





| PT. NO. | PARTS NAME               | CAT. NO.       | MATERIAL          | Q'TY | NOTE               |
|---------|--------------------------|----------------|-------------------|------|--------------------|
| 1       | REEL                     | ---            | CARDBOARD         | 1    | COLOR:GRAY         |
| 2       | PLASTIC (EMBOSSSED) TAPE | ---            | PET               | ---  | COLOR:TRANSPARENCY |
| 3       | COVER                    | ---            | POLYESTER         | ---  | COLOR:TRANSPARENCY |
| 4       | CONNECTOR                | SFW__S-2ST__LF | SEE ATTACHED DWG. | 1000 | ---                |

NOTES

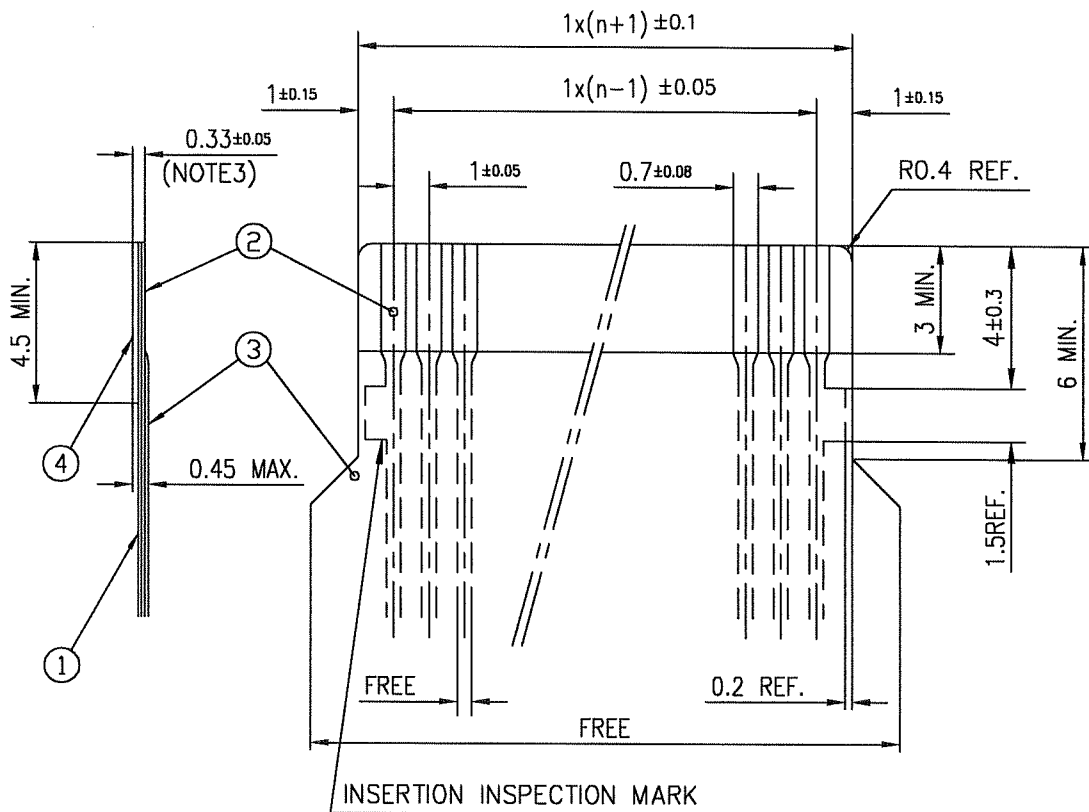
- THIS IS PLASTIC TAPE PACKAGED CONNECTOR USED FOR FPC/FFC AND COPES WITH AUTOMATIC MOUNTING (SMT).
- SEE JIS C 0806 (PACKING OF ELECTRONIC COMPONENTS ON CONTINUOUS TAPES (SURFACE MOUNTING DEVICES)) FOR SHAPE AND DIMENSIONS OF PLASTIC (EMBOSSSED) TAPE AND REEL.
- F DIMENSION IS PORTION OF THE CORE.

|             |                |                          |          |                                       |        |                  |  |   |  |            |  |
|-------------|----------------|--------------------------|----------|---------------------------------------|--------|------------------|--|---|--|------------|--|
| mat'l. code |                | surface 58<br>ISO 1302 ✓ |          | tolerance<br>ISO 406<br>ISO 1101      |        | projection<br>mm |  | product family<br>58SF  |  | CODE<br>JP |  |
| ltr         | ecn no         | dr                       | date     | tolerances unless otherwise specified |        | mm               |  | title<br>PLASTIC TAPE PACKAGED<br>1mm SPACING SMT CONNECTOR<br>(CAT.No.SFW__S-2ST_E1LF) |  |            |  |
| A           | J05-0377       | H.T                      | 6/22/05  | angles                                | linear | ±5               |  | dwg no JSA 96520 sheet 1 of 1 size A4<br>type Product Customer Drawing                  |  |            |  |
| B           | J06-0430       | H.T                      | 10/19/06 | ±5°                                   |        | scale X          |  |   |  |            |  |
|             |                |                          |          | dr                                    |        | 10/19/06         |  |   |  |            |  |
|             |                |                          |          | enrg                                  |        | 10/19/06         |  |   |  |            |  |
|             |                |                          |          | chr                                   |        | 10/19/06         |  |   |  |            |  |
|             |                |                          |          | appd                                  |        | 10/20/06         |  |   |  |            |  |
| sheet index | revision sheet | B                        | 1        |                                       |        |                  |  |   |  |            |  |



RECOMMENDED CABLE (FPC)

n : NO. OF CONDUCTORS



| PT. NO. | DESCRIPTION     | MATERIAL                               | THICKNESS (μm) |
|---------|-----------------|--|----------------|
| 1       | BASE FILM       | POLYIMIDE OR POLYESTER OR EQUIVALENT   | 25             |
| 2       | CONDUCTOR       | COPPER FOIL(PLATING : SOLDER 1μm MIN.) | 35             |
| 3       | OVERLAY         | POLYIMIDE OR POLYESTER OR EQUIVALENT   | —              |
| 4       | SUPPORTING TAPE | POLYESTER OR POLYIMIDE OR EQUIVALENT   | 188            |

NOTES

1. NO BURR AT EACH PORTION.
2. NO PEELING IN COMMON USE.
3. TOTAL THICKNESS LIMIT OF EACH MATERIAL (INCLUDING ADHESIVE AGENT) IS SPECIFIED.

|                            |  |                |  |   |  |            |  |                               |  |         |  |
|----------------------------|--|----------------|--|---|--|------------|--|-------------------------------|--|---------|--|
| mat'l. code                |  |                |  | surface 58 / tolerance ISO 406 ISO 1101 |  | projection |  | product family 58SF           |  | CODE JP |  |
| ltr ecn no dr date         |  |                |  | tolerances unless otherwise specified   |  | mm         |  | title                         |  |         |  |
| AA J04-0333 H.T Oct.13,'04 |  |                |  | angles linear                           |  | mm         |  | RECOMMENDED CABLE             |  |         |  |
| AB J06-0430 H.T 10/19/06   |  |                |  |   |  | scale X    |  | (CAT.No.SFW__S-2ST__)         |  |         |  |
|                            |  |                |  | dr 10/19/06                             |  | FCI        |  | dwg no sheet 1 of 1 size      |  |         |  |
|                            |  |                |  | enr 10/19/06                            |  |            |  | JSA 93340                     |  | A4      |  |
|                            |  |                |  | chr 10/19/06                            |  |            |  | type Product Customer Drawing |  |         |  |
|                            |  |                |  | appd 10/20/06                           |  |            |  |                               |  |         |  |
| sheet index                |  | revision sheet |  | AB 1                                    |  |            |  |                               |  | Rev. AB |  |

RECOMMENDED CABLE (FFC)

n : NO. OF CONDUCTORS



| PT. NO. | DESCRIPTION     | MATERIAL                                | NOTE                               |
|---------|-----------------|---|------------------------------------|
| 1       | INSULATOR       | FLAME RESISTING POLYESTER OR EQUIVALENT | _____                              |
| 2       | CONDUCTOR       | COPPER FOIL                             | PLATING: TIN OR SOLDER<br>1µm MIN. |
| 3       | SUPPORTING TAPE | FLAME RESISTING POLYESTER OR EQUIVALENT | _____                              |

NOTES

1. NO BURR AT EACH PORTION.
2. NO PEELING IN COMMON USE.

|                            |  |             |  |   |  |            |  |   |  |         |  |
|----------------------------|--|-------------|--|---|--|------------|--|---|--|---------|--|
| mat'l. code                |  |             |  | surface 5B / tolerance ISO 406 ISO 1101 |  | projection |  | product family 58SF                     |  | CODE JP |  |
| ltr ecn no dr date         |  |             |  | tolerances unless otherwise specified   |  | mm         |  | title                                   |  |         |  |
| AA J04-0333 H.T. Oct.13/04 |  |             |  | angles linear                           |  | mm         |  | RECOMMENDED CABLE (CAT.No.SFW__S-2ST__) |  |         |  |
| AB J06-0430 H.T. 10/19/06  |  |             |  |   |  | scale X    |  | dwg no sheet 1 of 1 size                |  |         |  |
|                            |  |             |  | dr <i>H. Nakamura</i> 10/19/06          |  |            |  | JSA 93341 A4                            |  |         |  |
|                            |  |             |  | enr <i>H. Nakamura</i> 10/19/06         |  |            |  | type Product Customer Drawing           |  |         |  |
|                            |  |             |  | chr <i>R. Shouji</i> 10/19/06           |  |            |  |   |  |         |  |
|                            |  |             |  | appd <i>P. Nakamura</i> 10/20/06        |  |            |  |   |  |         |  |
| sheet index                |  | revision AB |  | sheet 1                                 |  |            |  |   |  | Rev. AB |  |





Компания «ЭлектроПласт» предлагает заключение долгосрочных отношений при поставках импортных электронных компонентов на взаимовыгодных условиях!

Наши преимущества:

- Оперативные поставки широкого спектра электронных компонентов отечественного и импортного производства напрямую от производителей и с крупнейших мировых складов;
- Поставка более 17-ти миллионов наименований электронных компонентов;
- Поставка сложных, дефицитных, либо снятых с производства позиций;
- Оперативные сроки поставки под заказ (от 5 рабочих дней);
- Экспресс доставка в любую точку России;
- Техническая поддержка проекта, помощь в подборе аналогов, поставка прототипов;
- Система менеджмента качества сертифицирована по Международному стандарту ISO 9001;
- Лицензия ФСБ на осуществление работ с использованием сведений, составляющих государственную тайну;
- Поставка специализированных компонентов (Xilinx, Altera, Analog Devices, Intersil, Interpoint, Microsemi, Aeroflex, Peregrine, Syfer, Eurofarad, Texas Instrument, Miteq, Cobham, E2V, MA-COM, Hittite, Mini-Circuits, General Dynamics и др.);

Помимо этого, одним из направлений компании «ЭлектроПласт» является направление «Источники питания». Мы предлагаем Вам помощь Конструкторского отдела:

- Подбор оптимального решения, техническое обоснование при выборе компонента;
- Подбор аналогов;
- Консультации по применению компонента;
- Поставка образцов и прототипов;
- Техническая поддержка проекта;
- Защита от снятия компонента с производства.



#### Как с нами связаться

**Телефон:** 8 (812) 309 58 32 (многоканальный)

**Факс:** 8 (812) 320-02-42

**Электронная почта:** [org@eplast1.ru](mailto:org@eplast1.ru)

**Адрес:** 198099, г. Санкт-Петербург, ул. Калинина, дом 2, корпус 4, литера А.