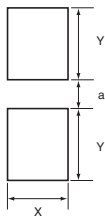


Surface Mount Type

Recommended Land Size (mm)



Size	X	Y	a			
φ3	1.6	2.2	0.8			
φ4	1.6	2.6	1.0			
φ5	1.6	3.0	1.4			
φ6.3	1.6	3.5	1.9			
φ8×5.4L, φ8×6.2L	2.5	4.0	2.1			
φ8 × 10L	2.5	3.5	3.0			
φ10	2.5	4.0	4.0			
Size	Welded terminal type			Perpendicularly mounted terminal type		
	X	Y	a	X	Y	a
φ12.5	4.0	7.5	7.0	2.0	7.3	3.0
φ16	6.0	8.5	9.5	2.0	7.9	5.3
φ18	6.0	9.5	10.5	2.0	8.9	5.3
φ20	6.0	9.5	12.5	2.4	8.7	7.8

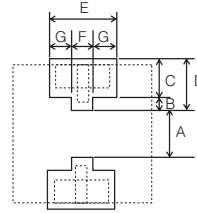
※ A chip product of φ12.5 or more in size and with a bent terminal shape indicates a product where the 11th digit of the product number code is "Q".

Vibration Resistance Type (CZ, CX, UE, BC series)

① φ6.3 to 10

Size	X	Y	a
φ6.3 × 10L	3.0	4.0	1.6
φ8 × 10L	4.3	5.3	2.0
φ10 × 10L	4.3	5.6	3.3

② φ12.5 to 20

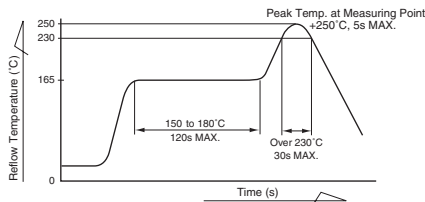


Size	A	B	C	D	E	F	G
φ12.5	3.0	2.3	5.0	7.3	7.0	2.0	2.5
φ16	5.3	2.9	5.0	7.9	7.0	2.0	2.5
φ18	5.3	3.1	5.8	8.9	11.0	2.0	4.5
φ20	7.8	2.9	5.8	8.7	12.0	2.4	4.8

Soldering by Reflow

Table-1

Chip Type Aluminum Electrolytic Capacitors



φ10 or Smaller

(ZS, ZP, ZT, WX*1, WR, WP*1, WT*1, WF, WG, UP, UT, UA, UL, CB, CW, CD*2, CL, CM, UD, UB*3, CJ, CZ, CX*2, UR, UX*3, UQ, UE*2, BC*2)

*1φ8×5.4L : Refer to the table-2

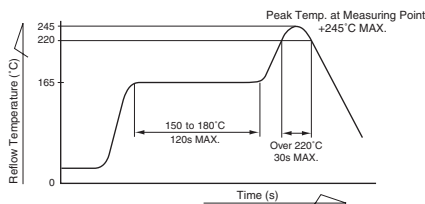
*2φ12.5 or greater : Refer to the table-4

*3160 to 400V : Refer to the table-3

- Pre - heating shall be done at +150°C to 180°C and for 120 seconds.
- The temperature at capacitor Top shall not exceed +250°C.
- The duration for over +230°C temperature at capacitor surface shall not exceed 30 seconds.
- The standard temperature profile differs by every reflow method.
- Reflow shall be done within 2 cycles. please make sure the parts have enough cooling down time between the first and second soldering process.
- Please contact us if capacitors are subject to the conditions other than the allowable range of reflow.

Table-2

Chip Type Aluminum Electrolytic Capacitors

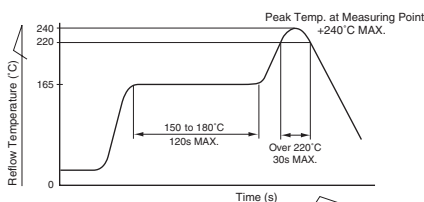


φ8×5.4L (WX, WP, WT)

- Pre - heating shall be done at +150°C to 180°C and for 120 seconds.
- The temperature at capacitor Top shall not exceed +245°C.
- The duration for over +220°C temperature at capacitor surface shall not exceed 30 seconds.
- The standard temperature profile differs by every reflow method.
- Reflow shall be done within 2 cycles. please make sure the parts have enough cooling down time between the first and second soldering process.
- Please contact us if capacitors are subject to the conditions other than the allowable range of reflow.

Table-3

Chip Type Aluminum Electrolytic Capacitors



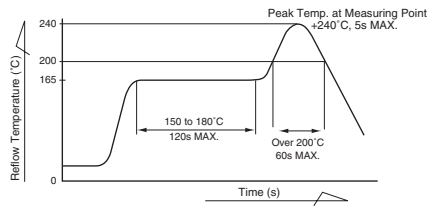
3L, 3.9L (ZD, ZR, ZE, ZG), UX(160 to 400V), UB(160 to 400V), LT, LH, LR, LV

- Pre - heating shall be done at +150°C to 180°C and for 120 seconds.
- The temperature at capacitor Top shall not exceed +240°C.
- The duration for over +220°C temperature at capacitor surface shall not exceed 30 seconds.
- The standard temperature profile differs by every reflow method.
- Reflow shall be done within 2 cycles. please make sure the parts have enough cooling down time between the first and second soldering process.(φ6.3 : 1 cycle only)
- Please contact us if capacitors are subject to the conditions other than the allowable range of reflow.

● Table-4

Chip Type Aluminum Electrolytic Capacitors

φ 12.5 or greater (CD, CX, UG, UJ, UN, UE, BC)

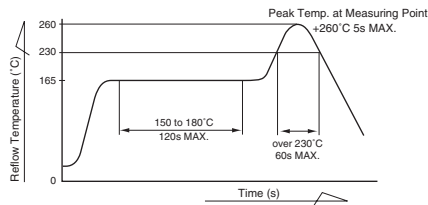


- Pre - heating shall be done at +150°C to 180°C and for 120 seconds.
- The temperature at capacitor Top shall not exceed +240°C.
- The duration for over +200°C temperature at capacitor surface shall not exceed 60 seconds.
- The standard temperature profile differs by every reflow method.
- Reflow shall be done within 2 cycles. please make sure the parts have enough cooling down time between the first and second soldering process.
- Please contact us if capacitors are subject to the conditions other than the allowable range at reflow.

● Table-5

Chip Type Aluminum Electrolytic Capacitors

(For High Temp. Reflow) WJ, WZ, WD, WH, WS



- Pre - heating shall be done at +150°C to 180°C and for 120 seconds.
- The temperature at capacitor surface shall not exceed +260°C.
- The duration for over +230°C temperature at capacitor surface shall not exceed 60 seconds.
- The standard temperature profile differs by every reflow method.
- Reflow shall be done within 2 cycles. please make sure the parts have enough cooling down time between the first and second soldering process.
(φ 8 × 6.2 and φ 10 × 10 : 1 cycle only)
- Please contact us if capacitors are subject to the conditions other than the allowable range of reflow.



Компания «ЭлектроПласт» предлагает заключение долгосрочных отношений при поставках импортных электронных компонентов на взаимовыгодных условиях!

Наши преимущества:

- Оперативные поставки широкого спектра электронных компонентов отечественного и импортного производства напрямую от производителей и с крупнейших мировых складов;
- Поставка более 17-ти миллионов наименований электронных компонентов;
- Поставка сложных, дефицитных, либо снятых с производства позиций;
- Оперативные сроки поставки под заказ (от 5 рабочих дней);
- Экспресс доставка в любую точку России;
- Техническая поддержка проекта, помощь в подборе аналогов, поставка прототипов;
- Система менеджмента качества сертифицирована по Международному стандарту ISO 9001;
- Лицензия ФСБ на осуществление работ с использованием сведений, составляющих государственную тайну;
- Поставка специализированных компонентов (Xilinx, Altera, Analog Devices, Intersil, Interpoint, Microsemi, Aeroflex, Peregrine, Syfer, Eurofarad, Texas Instrument, Miteq, Cobham, E2V, MA-COM, Hittite, Mini-Circuits, General Dynamics и др.);

Помимо этого, одним из направлений компании «ЭлектроПласт» является направление «Источники питания». Мы предлагаем Вам помощь Конструкторского отдела:

- Подбор оптимального решения, техническое обоснование при выборе компонента;
- Подбор аналогов;
- Консультации по применению компонента;
- Поставка образцов и прототипов;
- Техническая поддержка проекта;
- Защита от снятия компонента с производства.



Как с нами связаться

Телефон: 8 (812) 309 58 32 (многоканальный)

Факс: 8 (812) 320-02-42

Электронная почта: org@eplast1.ru

Адрес: 198099, г. Санкт-Петербург, ул. Калинина, дом 2, корпус 4, литера А.