


Applications

- Wireless Infrastructure
- AMPS, CDMA and TDMA
- General Purpose RF Filter
- 4G, Multi-Standard
- Band 1 Uplink
- Repeaters

Product Features

- 60 MHz Bandwidth
- High Attenuation
- Single-ended Operation
- 50 Ohm Impedance
- Small Size: 3.00 x 3.00 x 1.22 mm
- Ceramic Surface Mount Package (SMP)
- Hermetically Sealed
- RoHS Compliant, Pb-Free 

General Description

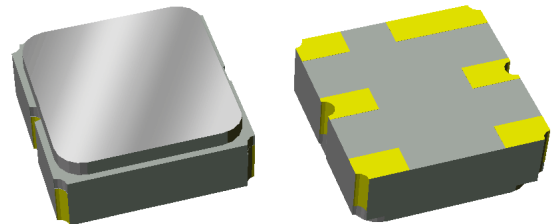
The 856678 is a Surface Acoustic Wave (SAW) based filter suitable for LTE Band 1 Uplink.

856678 is specifically designed to meet the high performance expectations of insertion loss and rejection for LTE downlink systems under all operating conditions.

This filter is housed in a compact, industry standard 3x3 mm footprint.

Low insertion loss, coupled with high attenuation makes this filter an ideal choice for Base Station Applications.

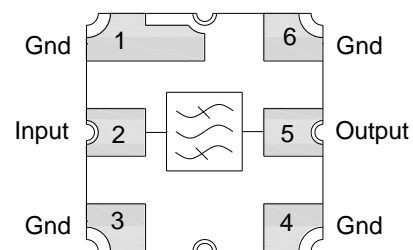
This filter is part of TriQuint's wide portfolio of RF filters.



SMP-12, 3.00 x 3.00 x 1.22 mm

Functional Block Diagram

Top View



Pin Configuration - Single Ended

Pin No.	Label
2	Input
5	Output
1,3,4,6	Ground

Ordering Information

Part No.	Description
856678	1950 MHz SAW Filter
856678-EVB	Evaluation board

Standard T/R size = 5000 units/reel

Absolute Maximum Ratings

Parameter	Rating
Storage Temperature ⁽¹⁾	-40 to +85 °C
Operable Temperature ⁽²⁾	-30 to +85 °C
DC Voltage (instantaneous only on any port)	+5 V

Notes:

1. Operation of this device outside the parameter ranges given may cause permanent damage.
2. Specifications are not guaranteed over all operable conditions.

Electrical Specifications ^(1,2,3)

Test conditions unless otherwise noted: ⁽²⁾ Temp= -30 °C to +85 °C

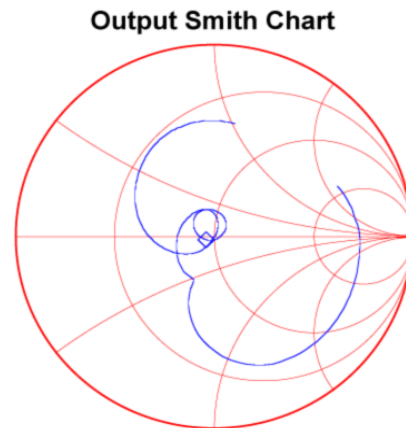
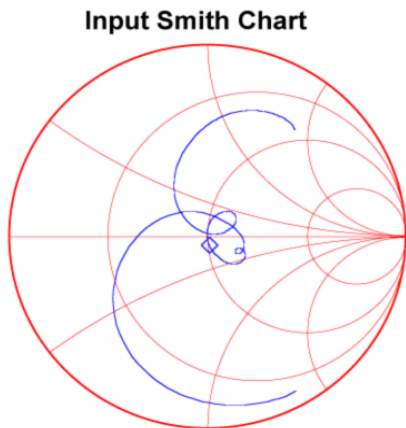
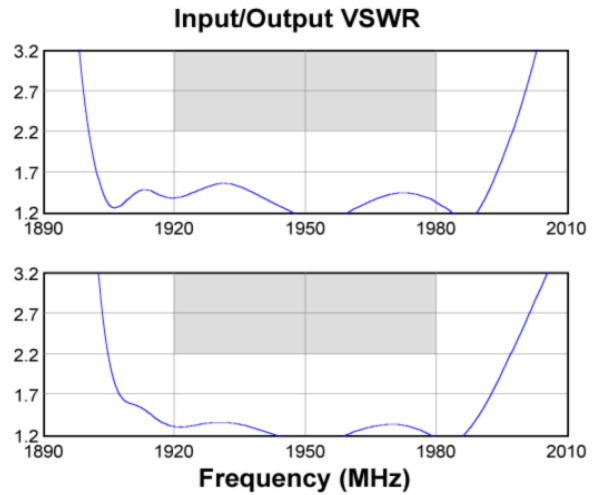
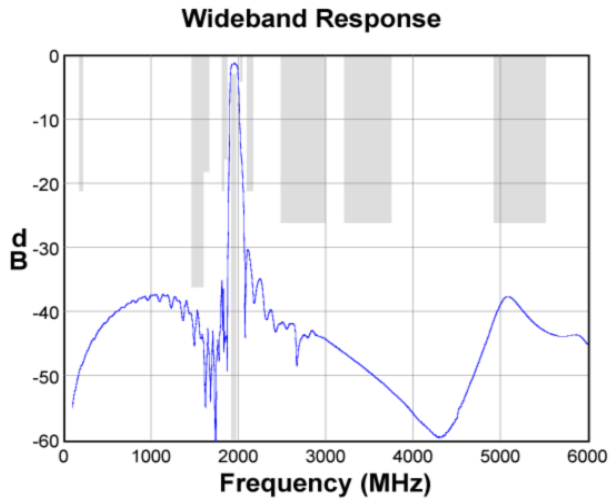
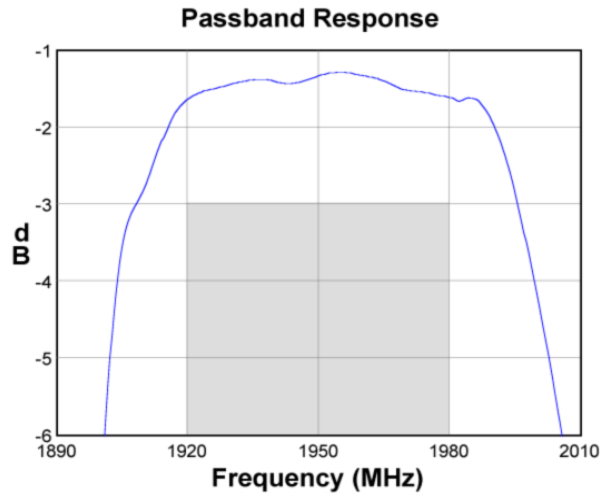
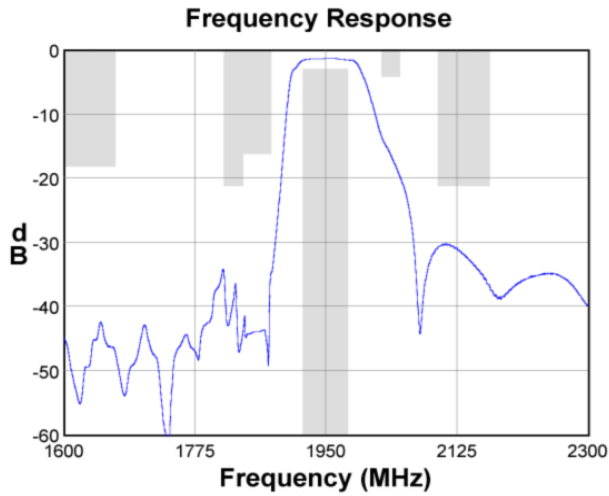
Parameter ⁽³⁾	Conditions	Min	Typ ⁽⁴⁾	Max	Units
Center Frequency		-	1950	-	MHz
Insertion Loss	1920 – 1980 MHz	-	1.8	3.0	dB
Amplitude Variation	1920 – 1980 MHz		0.45	1.6	dB p-p
	1920 – 1980 MHz (over any 5 MHz band)		0.25	0.8	
Phase Ripple	1920 – 1980 MHz		16	30	Deg.
Absolute Delay	1920 – 1980 MHz		11	50	ns
Group Delay Variation	1920 – 1980 MHz		6	30	ns p-p
Stopband Attenuation (relative to zero dB)	180 – 220 MHz	20	49	-	dB
	1470 – 1500 MHz	35	44.5	-	
	1500 – 1540 MHz	35	40.5	-	
	1540 – 1570 MHz	35	42	-	
	1570 – 1601 MHz	35	45.5	-	
	1601 – 1670 MHz	17	42	-	
	1814 – 1840 MHz	20	33	-	
	1840 – 1878 MHz	15	35.5	-	
	2025 – 2050 MHz	3	11.5	-	
	2100 – 2170 MHz	20	28	-	
	2490 – 3000 MHz	25	44	-	
	3213 – 3755 MHz	25	51.5	-	
	4925 – 5527 MHz	25	41.5	-	
Input/Output VSWR	1920 – 1980 MHz	1.5:1	2.2:1		-
Source Impedance ⁽⁵⁾	single-ended	-	50	-	Ohms
Load Impedance ⁽⁵⁾	single-ended	-	50	-	Ohms

Notes:

1. All specifications are based on the test circuit shown below.
2. Production test is performed at room temp. to a guard-banded specification to ensure electrical compliance over temperature.
3. Electrical margin has been built into the design to account for variation due to temperature drift and manufacturing tolerances.
4. Typical values are based on average measurements at room temperature
5. This is the optimum impedance in order to achieve the performance shown.

Performance Plots

Test conditions unless otherwise noted: Temp= +25°C

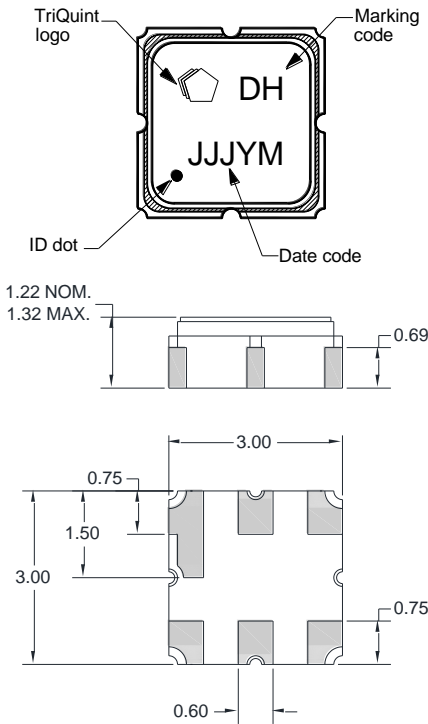


Package Information, Marking and Dimensions

Package Style: SMP-12A

Body: Al_2O_3 ceramic
Lid: Kovar, Ni plated
Terminations: Au plating 0.5 - 1.0 μ m, over a 2-6 μ m Ni plating

The date code consists of JJJ = Julian day, Y = last digit of the year, and M = manufacturing site code

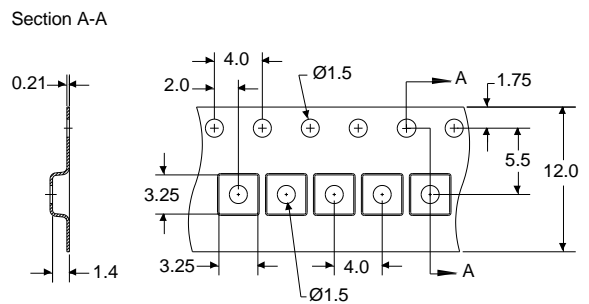
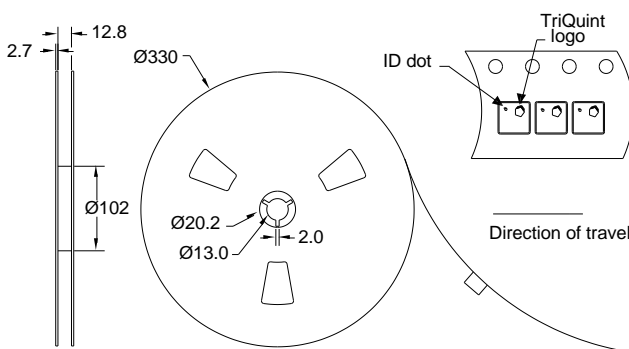


Notes:

1. All dimensions shown are typical in millimeters
2. All tolerances are ± 0.15 mm except overall length and width ± 0.10 mm
3. An asterisk (*) in front of the marking code indicates prototype.

Tape and Reel information

Standard T/R size = 5000 units/reel. All dimensions are in millimeters



Product Compliance Information

ESD Sensitivity Ratings



Caution! ESD-Sensitive Device

ESD Rating: Class 0A
Value: Passes ≤ 100 V
Test: Electrostatic Discharge Sensitivity Testing,
Human Body Model (HBM) - component level
Standard: ESDA/JEDEC JS-001-2012

ESD Rating: Class A
Value: Passes ≤ 50 V
Test: Machine Model (MM)
Standard: JEDEC Standard JESD22-A115

MSL Rating

Not applicable. Hermetic package.

Solderability

Compatible with both lead-free (260°C maximum reflow temperature) and tin/lead (245°C maximum reflow temperature) soldering processes.

Refer to [Soldering Profile](#) for recommended guidelines.

RoHS Compliance

This part is compliant with EU 2002/95/EC RoHS directive (Restrictions on the Use of Certain Hazardous Substances in Electrical and Electronic Equipment).

This product also has the following attributes:

- Lead Free
- Halogen Free (Chlorine, Bromine)
- Antimony Free
- TBBP-A (C₁₅H₁₂Br₄O₂) Free
- PFOS Free
- SVHC Free

Contact Information

For the latest specifications, additional product information, worldwide sales and distribution locations, and information about TriQuint:

Web: www.triquint.com
Email: info-sales@tqs.com

Tel: +1.407.886.8860
Fax: +1.407.886.7061

For technical questions and application information:

Email: flapplication.engineering@tqs.com

Important Notice

The information contained herein is believed to be reliable. TriQuint makes no warranties regarding the information contained herein. TriQuint assumes no responsibility or liability whatsoever for any of the information contained herein. TriQuint assumes no responsibility or liability whatsoever for the use of the information contained herein. The information contained herein is provided "AS IS, WHERE IS" and with all faults, and the entire risk associated with such information is entirely with the user. All information contained herein is subject to change without notice. Customers should obtain and verify the latest relevant information before placing orders for TriQuint products. The information contained herein or any use of such information does not grant, explicitly or implicitly, to any party any patent rights, licenses, or any other intellectual property rights, whether with regard to such information itself or anything described by such information.

TriQuint products are not warranted or authorized for use as critical components in medical, life-saving, or life-sustaining applications, or other applications where a failure would reasonably be expected to cause severe personal injury or death.



Компания «ЭлектроПласт» предлагает заключение долгосрочных отношений при поставках импортных электронных компонентов на взаимовыгодных условиях!

Наши преимущества:

- Оперативные поставки широкого спектра электронных компонентов отечественного и импортного производства напрямую от производителей и с крупнейших мировых складов;
- Поставка более 17-ти миллионов наименований электронных компонентов;
- Поставка сложных, дефицитных, либо снятых с производства позиций;
- Оперативные сроки поставки под заказ (от 5 рабочих дней);
- Экспресс доставка в любую точку России;
- Техническая поддержка проекта, помощь в подборе аналогов, поставка прототипов;
- Система менеджмента качества сертифицирована по Международному стандарту ISO 9001;
- Лицензия ФСБ на осуществление работ с использованием сведений, составляющих государственную тайну;
- Поставка специализированных компонентов (Xilinx, Altera, Analog Devices, Intersil, Interpoint, Microsemi, Aeroflex, Peregrine, Syfer, Eurofarad, Texas Instrument, Miteq, Cobham, E2V, MA-COM, Hittite, Mini-Circuits, General Dynamics и др.);

Помимо этого, одним из направлений компании «ЭлектроПласт» является направление «Источники питания». Мы предлагаем Вам помощь Конструкторского отдела:

- Подбор оптимального решения, техническое обоснование при выборе компонента;
- Подбор аналогов;
- Консультации по применению компонента;
- Поставка образцов и прототипов;
- Техническая поддержка проекта;
- Защита от снятия компонента с производства.



Как с нами связаться

Телефон: 8 (812) 309 58 32 (многоканальный)

Факс: 8 (812) 320-02-42

Электронная почта: org@eplast1.ru

Адрес: 198099, г. Санкт-Петербург, ул. Калинина, дом 2, корпус 4, литера А.