


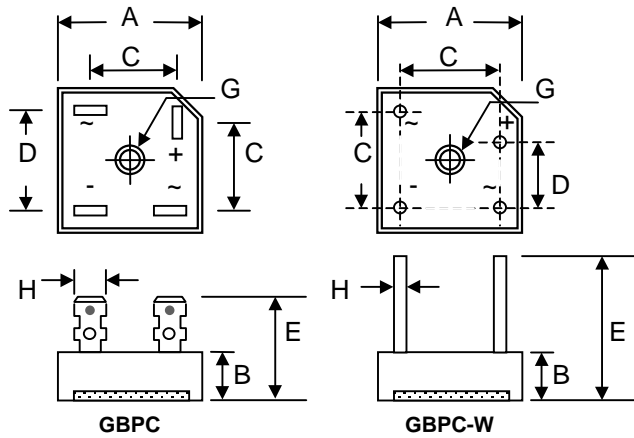
## 50A GLASS PASSIVATED HIGH CURRENT SINGLE-PHASE BRIDGE RECTIFIER

### Features

- Glass Passivated Die Construction
- Low Reverse Leakage Current
- Low Power Loss, High Efficiency
- Electrically Isolated Epoxy Case for Maximum Heat Dissipation
- Case to Terminal Isolation Voltage 2500V
-  Recognized File # E157705

### Mechanical Data

- Case: Molded Plastic with Heatsink, Available in Both Low Profile and Standard Case
- Terminals: Plated Faston Lugs or Wire Leads, Add "W" Suffix to Indicate Wire Leads
- Polarity: As Marked on Case
- Mounting: Through Hole with #10 Screw
- Mounting Torque: 23 cm·kg (20 in·lbs) Max.
- Weight: 21 grams (GBPC); 18 grams (GBPC-W)
- Marking: Type Number
- **Lead Free: For RoHS / Lead Free Version, Add "-LF" Suffix to Part Number, See Page 4**



Dim	GBPC Low Profile / Standard		GBPC-W Low Profile / Standard	
	Min	Max	Min	Max
A	28.40	28.70	28.40	28.70
B	7.50 / 10.97	8.50 / 11.23	7.50 / 10.97	8.50 / 11.23
C	15.70	16.70	17.10	19.10
D	17.50	18.50	10.90	11.90
E	19.08 / 22.86	21.58 / 25.40	30.50	—
G	Hole for #10 screw, 5.08Ø Nominal			
H	6.35 Typical		0.97Ø	1.07Ø

All Dimension in mm

### Maximum Ratings and Electrical Characteristics @T<sub>A</sub>=25°C unless otherwise specified

Single Phase, half wave, 60Hz, resistive or inductive load. For capacitive load, derate current by 20%.

Characteristic	Symbol	GBPC50										Unit	
		00	01	02	04	06	08	10	12	14	16		
Peak Repetitive Reverse Voltage	V <sub>RRM</sub>												V
Working Peak Reverse Voltage	V <sub>RWM</sub>	50	100	200	400	600	800	1000	1200	1400	1600		
DC Blocking Voltage	V <sub>R</sub>												
RMS Reverse Voltage	V <sub>R(RMS)</sub>	35	70	140	280	420	560	700	840	980	1120	V	
Average Rectified Output Current @T <sub>C</sub> = 50°C	I <sub>O</sub>	50										A	
Non-Repetitive Peak Forward Surge Current 8.3ms Single half sine-wave superimposed on rated load (JEDEC Method)	I <sub>FSM</sub>	450										A	
Forward Voltage per leg @I <sub>F</sub> = 25A	V <sub>FM</sub>	1.1										V	
Peak Reverse Current @T <sub>C</sub> = 25°C At Rated DC Blocking Voltage @T <sub>C</sub> = 125°C	I <sub>RM</sub>	5.0 500										μA	
I <sup>2</sup> t Rating for Fusing (t < 8.3ms)	I <sup>2</sup> t	800										A <sup>2</sup> s	
Typical Junction Capacitance (Note 1)	C <sub>j</sub>	400										pF	
Typical Thermal Resistance per leg (Note 2)	R <sub>θJC</sub>	1.0										°C/W	
RMS Isolation Voltage from Case to Leads	V <sub>ISO</sub>	2500										V	
Operating and Storage Temperature Range	T <sub>J</sub> , T <sub>STG</sub>	-65 to +150										°C	

Note: 1. Measured at 1.0 MHz and applied reverse voltage of 4.0V D.C.  
2. Mounted on 229 x 152 x 127mm Al. finned plate.

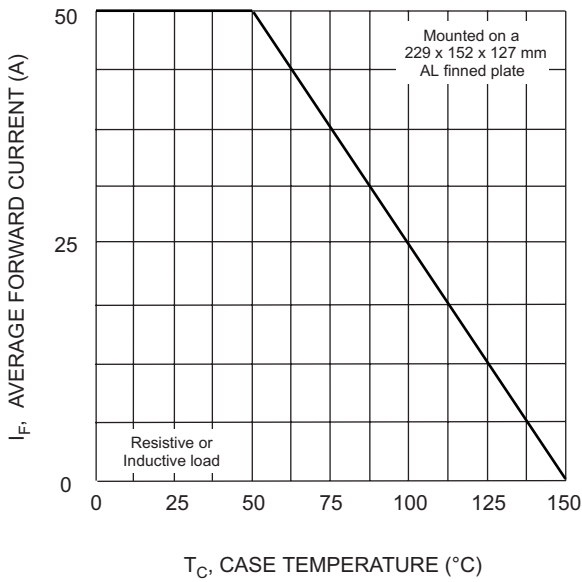


Fig. 1 Forward Current Derating Curve

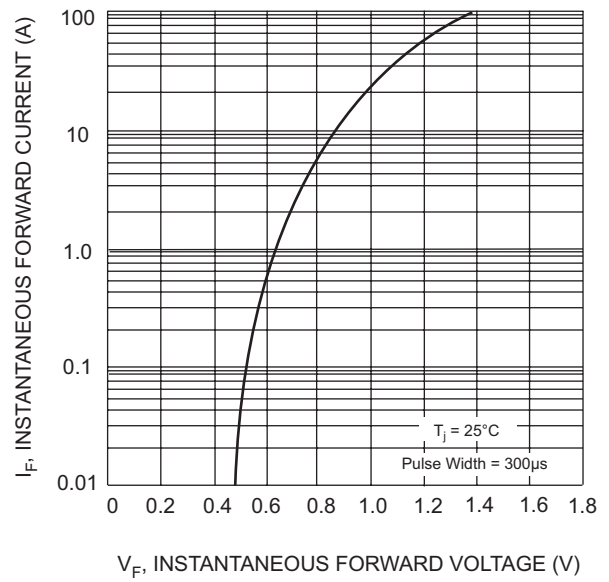


Fig. 2 Typical Forward Characteristics (per element)

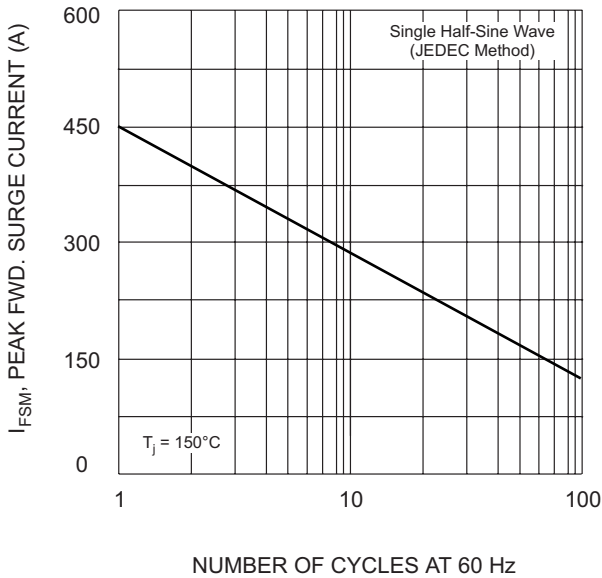


Fig. 3 Max Non-Repetitive Surge Current

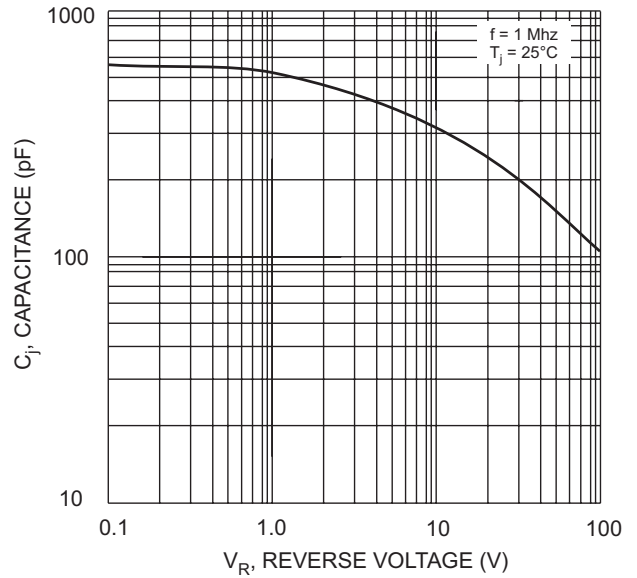


Fig. 4 Typical Junction Capacitance (per element)

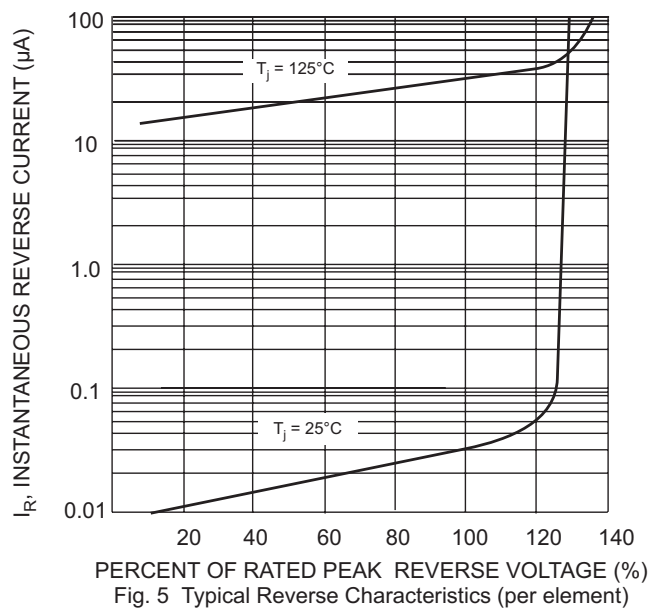
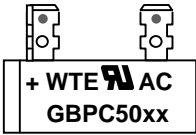



Fig. 5 Typical Reverse Characteristics (per element)

## MARKING INFORMATION

GBPC	GBPC-W
 <p>WTE = Manufacturer's Logo            GBPC50xx = Device Number            xx = 00, 01, 02, 04, 06, 08, 10, 12, 14 or 16            Polarity = As Marked on Body</p>	 <p>WTE = Manufacturer's Logo            GBPC50xxW = Device Number            xx = 00, 01, 02, 04, 06, 08, 10, 12, 14 or 16            Polarity = As Marked on Body</p>

## PACKAGING INFORMATION

BULK					
Case Style	Inner Box Size L x W x H (mm)	Quantity (PCS)	Carton Size L x W x H (mm)	Quantity (PCS)	Approx. Gross Weight (KG)
<b>GBPC</b>	195 x 195 x 40	50	405 x 205 x 240	500	12.0
<b>GBPC-W</b>	195 x 195 x 40	50	405 x 205 x 240	500	11.0

**Note:** 1. Paper box, white or brown color.

## ORDERING INFORMATION

Product No.	Package Type	Shipping Quantity
GBPC5000	Square Bridge	50 Units/Box
GBPC5000W	Square Bridge	50 Units/Box
GBPC5001	Square Bridge	50 Units/Box
GBPC5001W	Square Bridge	50 Units/Box
GBPC5002	Square Bridge	50 Units/Box
GBPC5002W	Square Bridge	50 Units/Box
GBPC5004	Square Bridge	50 Units/Box
GBPC5004W	Square Bridge	50 Units/Box
GBPC5006	Square Bridge	50 Units/Box
GBPC5006W	Square Bridge	50 Units/Box
GBPC5008	Square Bridge	50 Units/Box
GBPC5008W	Square Bridge	50 Units/Box
GBPC5010	Square Bridge	50 Units/Box
GBPC5010W	Square Bridge	50 Units/Box
GBPC5012	Square Bridge	50 Units/Box
GBPC5012W	Square Bridge	50 Units/Box
GBPC5014	Square Bridge	50 Units/Box
GBPC5014W	Square Bridge	50 Units/Box
GBPC5016	Square Bridge	50 Units/Box
GBPC5016W	Square Bridge	50 Units/Box

1. Shipping quantity given is for minimum packing quantity only. For minimum order quantity, please consult the Sales Department.
2. **To order Lead Free version (with Lead Free finish), add "-LF" suffix to part number above. For example, GBPC5000-LF.**

Won-Top Electronics Co., Ltd (WTE) has checked all information carefully and believes it to be correct and accurate. However, WTE cannot assume any responsibility for inaccuracies. Furthermore, this information does not give the purchaser of semiconductor devices any license under patent rights to manufacturer. WTE reserves the right to change any or all information herein without further notice.

**WARNING: DO NOT USE IN LIFE SUPPORT EQUIPMENT.** WTE power semiconductor products are not authorized for use as critical components in life support devices or systems without the express written approval.

### Won-Top Electronics Co., Ltd.

No. 44 Yu Kang North 3rd Road, Chine Chen Dist., Kaohsiung, Taiwan

**Phone:** 886-7-822-5408 or 886-7-822-5410

**Fax:** 886-7-822-5417

**Email:** sales@wontop.com

**Internet:** <http://www.wontop.com>

*We power your everyday.*



Компания «ЭлектроПласт» предлагает заключение долгосрочных отношений при поставках импортных электронных компонентов на взаимовыгодных условиях!

Наши преимущества:

- Оперативные поставки широкого спектра электронных компонентов отечественного и импортного производства напрямую от производителей и с крупнейших мировых складов;
- Поставка более 17-ти миллионов наименований электронных компонентов;
- Поставка сложных, дефицитных, либо снятых с производства позиций;
- Оперативные сроки поставки под заказ (от 5 рабочих дней);
- Экспресс доставка в любую точку России;
- Техническая поддержка проекта, помощь в подборе аналогов, поставка прототипов;
- Система менеджмента качества сертифицирована по Международному стандарту ISO 9001;
- Лицензия ФСБ на осуществление работ с использованием сведений, составляющих государственную тайну;
- Поставка специализированных компонентов (Xilinx, Altera, Analog Devices, Intersil, Interpoint, Microsemi, Aeroflex, Peregrine, Syfer, Eurofarad, Texas Instrument, Miteq, Cobham, E2V, MA-COM, Hittite, Mini-Circuits, General Dynamics и др.);

Помимо этого, одним из направлений компании «ЭлектроПласт» является направление «Источники питания». Мы предлагаем Вам помощь Конструкторского отдела:

- Подбор оптимального решения, техническое обоснование при выборе компонента;
- Подбор аналогов;
- Консультации по применению компонента;
- Поставка образцов и прототипов;
- Техническая поддержка проекта;
- Защита от снятия компонента с производства.



#### Как с нами связаться

**Телефон:** 8 (812) 309 58 32 (многоканальный)

**Факс:** 8 (812) 320-02-42

**Электронная почта:** [org@eplast1.ru](mailto:org@eplast1.ru)

**Адрес:** 198099, г. Санкт-Петербург, ул. Калинина, дом 2, корпус 4, литера А.