

# 3M™ D Sub EMI Junction Shell

Metalized Plastic



- Protection from EMI/ESD
- Easy assembly reduces time and labor for low cost
- Light weight and a compact design
- Strain Relief compensates for multiple cable diameters
- Jack screws provide positive retention
- RoHS\* compliant

Date Modified: January 15, 2007

TS-2132-02  
Sheet 1 of 3

---

## Physical

### Shell and Hardware

Shell Material: ABS

Shell Plating: Nickel Over Copper

Hardware: (2) Jackscrews #4-40 × .438"

(2) Saddle Washers #4

(2) Nuts #4-40

(2) Screws #4-40 × .450"

Material: Steel

Plating: Bright Zinc

### Compression Insert:

Material: Thermo Plastic Elastomer

Flammability: UL 94HB

Durometer: 75 + / -5

Mounting Hardware: See Specification Sheet TS-0142

---

## Environmental

Temperature Rating: 0°C to +75°C

"RoHS compliant" means that the product or part does not contain any of the following substances in excess of the following maximum concentration values in any homogeneous material, unless the substance is in an application that is exempt under RoHS: (a) 0.1% (by weight) for lead, mercury, hexavalent chromium, polybrominated biphenyls or polybrominated diphenyl ethers; or (b) 0.01% (by weight) for cadmium. Unless otherwise stated by 3M in writing, this information represents 3M's knowledge and belief based upon information provided by third party suppliers to 3M.

# 3M™ D Sub EMI Junction Shell

Metalized Plastic

Inch		[mm]	
Tolerance Unless Noted			
	.0	.00	.000
inch	±.1	±.01	±.005

[ ] Dimensions for Reference Only

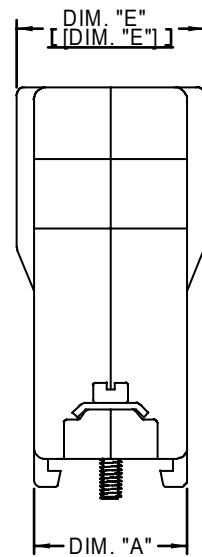
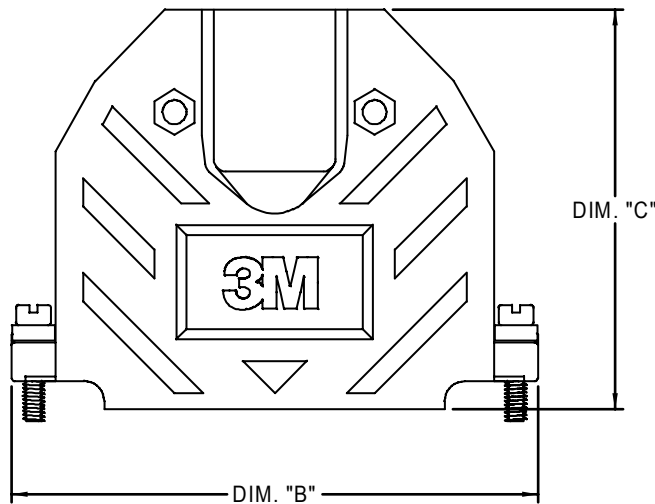
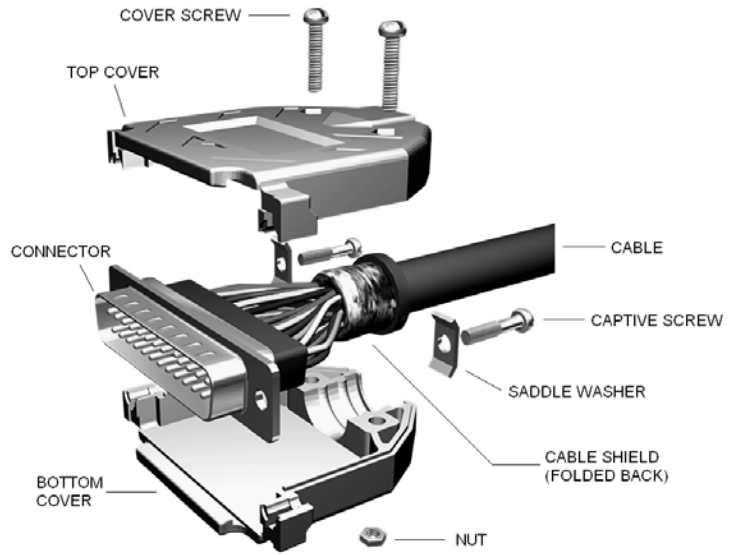
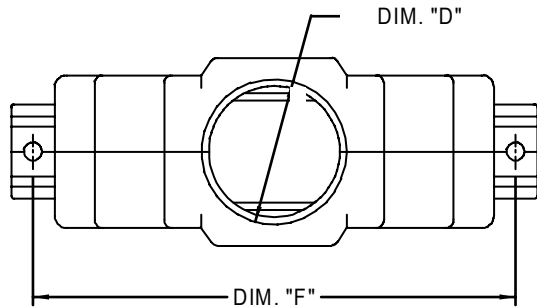


Table 1 - Junction Shell

3M Part Number	Dimensions						Cable O.D. Range	
	Dim. "A"	Dim. "B"	Dim. "C"	Dim. "D"	Dim. "E"	Dim. "F"	Min	Max*
3357-6209-1C	.640 [16.26]	1.217 [30.91]	1.692 [42.98]	.400 [10.16]	N/A	.984 [24.99]	0.19 [4.8]	0.35 [8.9]
3357-6215-1C		1.540 [39.12]	1.650 [41.91]	.400 [10.06]	N/A	1.312 [33.32]	0.19 [4.8]	0.35 [8.9]
3357-6225-1C		2.090 [53.08]	1.800 [45.72]	.522 [13.26]	.710 [18.03]	1.857 [47.17]	0.19 [4.8]	0.46 [11.7]
3357-6237-1C		2.734 [69.44]	1.975 [50.17]	.726 [18.44]	.906 [23.01]	2.500 [63.50]	0.30 [7.6]	0.68 [17.27]
3357-6250-1C		.770 [19.56]	2.645 [67.18]	2.000 [50.80]	.726 [18.44]	.940 [23.88]	2.406 [61.11]	0.30 [7.6]

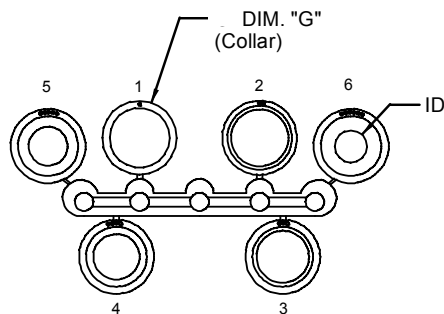
Note: \*These numbers will vary depending upon the compressibility of the wire.

**Backshell Dimension Table**  
**Table 1**

TS-2132-02  
Sheet 2 of 3

# 3M™ D Sub EMI Junction Shell

Metalized Plastic



**Elastomeric Backshell Inserts  
Figure 1**

**Table 2 - Compression Inserts**

Insert For	Dimensions												G
	1		2		3		4		5		6		
	OD	ID	OD	ID	OD	ID	OD	ID	OD	ID	OD	ID	
3357-6209	0.475 [ 12.07 ]	0.320 [ 8.13 ]	0.360 [ 9.14 ]	0.315 [ 8.00 ]	0.360 [ 9.14 ]	0.285 [ 7.24 ]	0.360 [ 9.14 ]	0.255 [ 6.48 ]	0.360 [ 9.14 ]	0.210 [ 5.33 ]	N/A	N/A	0.475 [ 12.07 ]
3357-6215	0.600 [ 15.24 ]	0.450 [ 11.43 ]	0.450 [ 11.43 ]	0.410 [ 10.41 ]	0.450 [ 11.43 ]	0.370 [ 9.40 ]	0.450 [ 11.43 ]	0.300 [ 7.62 ]	0.450 [ 11.43 ]	0.230 [ 5.84 ]	N/A	N/A	0.600 [ 15.24 ]
3357-6225	0.655 [ 16.64 ]	0.650 [ 16.51 ]	0.700 [ 17.78 ]	0.620 [ 15.75 ]	0.810 [ 20.57 ]	0.570 [ 14.48 ]	0.655 [ 16.64 ]	0.500 [ 12.70 ]	0.655 [ 16.64 ]	0.425 [ 10.80 ]	0.655 [ 16.64 ]	0.350 [ 8.89 ]	0.810 [ 20.57 ]
3357-6237	0.810 [ 20.57 ]	0.650 [ 16.51 ]	0.700 [ 17.78 ]	0.620 [ 15.75 ]	0.655 [ 16.64 ]	0.570 [ 14.48 ]	0.655 [ 16.64 ]	0.500 [ 12.70 ]	0.655 [ 16.64 ]	0.425 [ 10.80 ]	0.655 [ 16.64 ]	0.350 [ 8.89 ]	0.810 [ 20.57 ]

**Cable Insert Dimension Table  
Table 2**

## Ordering Information

**3357-62XX-1C**

Backshell Size  
09 = 9 Pin  
15 = 15 Pin  
25 = 25 Pin  
37 = 37 Pin  
50 = 50 Pin

TS-2132-02  
Sheet 3 of 3

## Important Notice

All statements, technical information, and recommendations related to 3M's products are based on information believed to be reliable, but the accuracy or completeness is not guaranteed. Before using this product, you must evaluate it and determine if it is suitable for your intended application. You assume all risks and liability associated with such use. Any statements related to the product which are not contained in 3M's current publications, or any contrary statements contained on your purchase order shall have no force or effect unless expressly agreed upon, in writing, by an authorized officer of 3M.



### 3M Electronics

6801 River Place Blvd.  
Austin, TX 78726-9000  
800/225-5373  
[www.3M.com/electronics](http://www.3M.com/electronics)

## Warranty; Limited Remedy; Limited Liability.

This product will be free from defects in material and manufacture for a period of one (1) year from the time of purchase. **3M MAKES NO OTHER WARRANTIES INCLUDING, BUT NOT LIMITED TO, ANY IMPLIED WARRANTY OF MERCHANTABILITY OR FITNESS FOR A PARTICULAR PURPOSE.** If this product is defective within the warranty period stated above, your exclusive remedy shall be, at 3M's option, to replace or repair the 3M product or refund the purchase price of the 3M product. **Except where prohibited by law, 3M will not be liable for any indirect, special, incidental or consequential loss or damage arising from this 3M product, regardless of the legal theory asserted.**



Minimum 10%  
Post-Consumer Fiber

Printed in USA.

© 3M 2007



Компания «ЭлектроПласт» предлагает заключение долгосрочных отношений при поставках импортных электронных компонентов на взаимовыгодных условиях!

Наши преимущества:

- Оперативные поставки широкого спектра электронных компонентов отечественного и импортного производства напрямую от производителей и с крупнейших мировых складов;
- Поставка более 17-ти миллионов наименований электронных компонентов;
- Поставка сложных, дефицитных, либо снятых с производства позиций;
- Оперативные сроки поставки под заказ (от 5 рабочих дней);
- Экспресс доставка в любую точку России;
- Техническая поддержка проекта, помощь в подборе аналогов, поставка прототипов;
- Система менеджмента качества сертифицирована по Международному стандарту ISO 9001;
- Лицензия ФСБ на осуществление работ с использованием сведений, составляющих государственную тайну;
- Поставка специализированных компонентов (Xilinx, Altera, Analog Devices, Intersil, Interpoint, Microsemi, Aeroflex, Peregrine, Syfer, Eurofarad, Texas Instrument, Miteq, Cobham, E2V, MA-COM, Hittite, Mini-Circuits, General Dynamics и др.);

Помимо этого, одним из направлений компании «ЭлектроПласт» является направление «Источники питания». Мы предлагаем Вам помощь Конструкторского отдела:

- Подбор оптимального решения, техническое обоснование при выборе компонента;
- Подбор аналогов;
- Консультации по применению компонента;
- Поставка образцов и прототипов;
- Техническая поддержка проекта;
- Защита от снятия компонента с производства.



#### Как с нами связаться

**Телефон:** 8 (812) 309 58 32 (многоканальный)

**Факс:** 8 (812) 320-02-42

**Электронная почта:** [org@eplast1.ru](mailto:org@eplast1.ru)

**Адрес:** 198099, г. Санкт-Петербург, ул. Калинина, дом 2, корпус 4, литера А.