



HAMMOND
MANUFACTURING™

***Equipment
Enclosures***



Datacom

***Electronic
Racks & Cabinets***

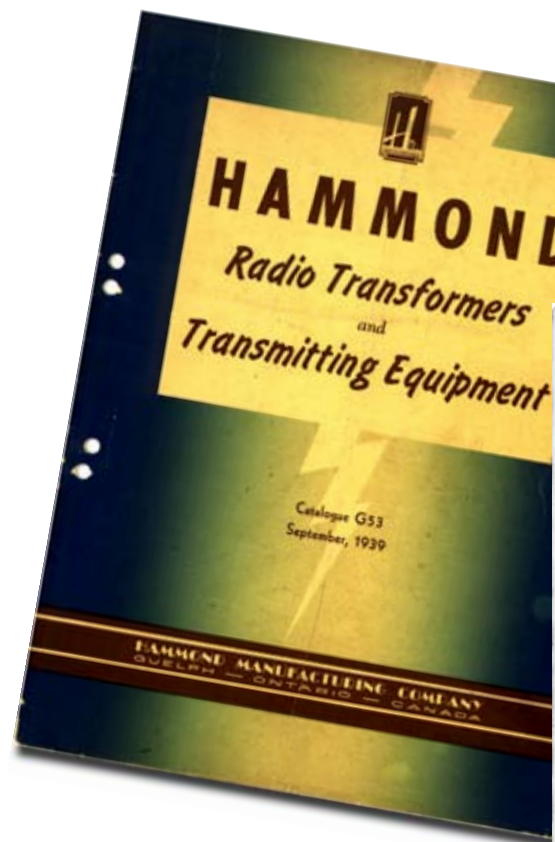


9R1V2011

When you choose Hammond - you choose...

Experience:

Building quality racks & cabinets for over 60 years!



Sampling from our oldest surviving catalog (G53 - printed in 1939)

STANDARD 19" PANELS—Notched for standard racks

3' 16" Aluminum - Plain					3' 16" Aluminum-Black Wrinkle					1' 16" Steel - Black Wrinkle				
Cat. No.	Height Inches	Rack Units	List Price	Code	Cat. No.	Height Inches	Rack Units	List Price	Code	Cat. No.	Height Inches	Rack Units	List Price	Code
1471	1 1/2	1	\$1.10	Label	1471A	1 1/2	1	\$1.40	Label	1482	3 1/2	2	\$9.50	Label
1472	3 1/2	2	1.55	Label										
1473	5 1/2	3	2.10	Label										
1474	7	4	2.75	Label										
1475	8 1/2	5	3.10	Label										
1476	10 1/2	6	3.80	Label										
1477	12 1/2	7	4.45	Label										
1478	14	8	6.00	Label										

CABINETS and RACKS

Type 1460 Cabinet
Standard Cabinet, with double rear doors and connection panel, tapped for 22 1/2" of standard panels (13 rack units). Solid welded construction—no bolts—rounded corners, finished in either black or grey wrinkle enamel. Overall height 24 1/2", net weight 32 lbs.
List \$18.00 Code-Litae

Type 1461 Cabinet
Similar to type 1460, height 36" overall for 28" of standard panels (16 rack units), net weight 37 lbs.
\$24.00 Litae

Type 1462 Cabinet
A New Transmitter Cabinet which will enhance the appearance of your equipment and make a safe, permanent section construction for lasting rigidity. These cabinets have double rear doors, which conserve space, connection panel for two BX and two select connectors, also double side walls which eliminate completely side knock, standard and tapped 10-32 for 61 1/2" of panels (33 rack units). Complete with chassis support brackets and provisions for attaching H & H interlocking sections, supplied in black or grey wrinkle enamel. Dimensions 20" wide, 16" deep, 66" high, net weight 133 lbs.
List—\$66.00 Code-Litae

Type 1463 Cabinet
Similar in construction to 1462 but has 60 1/2" of panel space (36 rack units). Dimensions 20" wide, 16" deep, 83 1/2" high, net weight 157 lbs.
List—\$72.00 Code-Litae

STANDARD RACKS

Type 1466
This improved Telephone Type Rack is rigidly welded, lap-joined and tapped 10-32 for 63" of standard panels (36 rack units) and finished in black or grey wrinkle enamel. Dimensions: 20 1/2" wide, 15" deep, 69 1/2" high, net weight 95 lbs.
List—\$32.75 Code-Litae

Type 1467
Steeper construction as Type 1466—for 77" of panels (44 rack units). Dimensions: 20 1/2" wide, 15" deep, 83 1/2" high, net weight 105 lbs.
List—\$49.00 Code-Litae

PUNCHED CHASSIS For 1 (Aug 5)
Diagrams
1448C—Condenser Tester 1234
1448D—A.C. Power Supply 1231, 40, 4
1448E—Vibrator Supply 1231, 1240
1448F—3 Watt Amplifier 1235
1448G—2 Channel Pre-Amplifier 1239
1448H—2 Channel Pre-Amplifier 1243
1448I—7 Watt Feedback Amplifier 1247
1448J—Tune Checker 1255
1448K—10 Watt 110 Vc Amplifier 1260
1448L—15 Watt 62.5 Amplifier 1279

PERFORATED COVERS
all standard chassis and complete with mounting handles. Black wrinkle finish. Height 3 1/4".
Type
A1430—for 1440 chassis
A1432—for 1442 chassis
A1433—for 1443 & 1445 chassis
A1434—for 1444 & 1449 chassis
A1436—for 1446 chassis
A1437—for 1447 chassis
A1438—for 1448 chassis

UNIVERSAL CABINET PARTS
Black Wrinkle Enamel Finish. Tapped 10-32 for Standard Panels. (Screws and Bolts supplied).

11" Type (11" Front to Back)

Cat. No.	Part	List Price	Code
1491	Top Cover	\$1.00	Label
1492	Hinged Lid Assembly	2.00	Label
1493	Cabinet End—5 1/2"	1.25 pr. LxRth	Label
1494	Cabinet End—7"	1.40 pr. LxRth	Label
1495	Cabinet End 8 1/2"	1.60 pr. LxRth	Label
1496	Cabinet End—10 1/2"	1.80 pr. LxRth	Label
1497	Cabinet End—12 1/2"	2.00 pr. LxRth	Label
1498	Cabinet End—14"	2.20 pr. LxRth	Label

16" Type (16" Front to Back)

Cat. No.	Part	List Price	Code
1491A	Top Cover	\$1.25	Label
1492A	Hinged Lid Assembly	2.25	Label
1493A	Cabinet End—5 1/2"	1.50 pr. LxRth	Label
1494A	Cabinet End—7"	1.60 pr. LxRth	Label
1495A	Cabinet End—8 1/2"	2.00 pr. LxRth	Label
1496A	Cabinet End—10 1/2"	2.20 pr. LxRth	Label
1497A	Cabinet End—12 1/2"	2.50 pr. LxRth	Label
1498A	Cabinet End—14"	2.80 pr. LxRth	Label
1499A	Bottom Plate or Inter-section Shield	.50	Label

HANDLES For Amplifier Cases, Perforated Covers, etc.

Cat. No.	Part	List Price	Code
1427	Moderate Satin Finish Steel	\$9.40 ea. LxRth	Label
1428	Heavy Duty Leather Type	.40 ea. LxRth	Label

BRACKETS For Mounting Chassis to Racks or Panels

Cat. No.	Part	List Price	Code
1453	4 x 3 1/2"	\$9.30 pr. LxRth	Label
1454	3 1/2" x 9 1/2"	.30 pr. LxRth	Label

SPEAKER CABINETS

Type 1407
Deluxe Cabinet for 16" or 8" speakers (adapter ring supplied)—rounded front edges, acoustically sound-proofed—will accommodate small amplifier—Black Wrinkle finish. Dimensions 8 x 11 x 14" high, weight 8 1/2 lbs.
List—\$8.00 Code-Litae

Type 1408
For Talkback units using 6" speaker—rounded corners—Steel Grill over speaker. Black Wrinkle finish. Dimensions 8 x 8 x 8" high. Net weight 3 lbs.
List—\$4.00 Code-Litae

TURNTABLE CABINET

Type 1409
Supplied with angle brackets for mounting on Standard Racks or Chassis. Black Wrinkle finish. Dimensions: 17 x 11 x 7" high. Net weight 9 lbs.
List—\$7.50 Code-Litae

HAMMOND MANUFACTURING COMPANY GUELPH - ONTARIO - CANADA

Support:

In stock factory & distributor inventory!



The best products in the world are no good to you if you can't get them!

We have teamed up with the best stocking distributors to serve you quickly and efficiently. Distributor stock with back up factory stock in our 90,000 sq. ft. central warehouse.

Table Top Rack Cabinets

Pages 3-14



Table Top

Wall Mount Racks

Pages 15-18



Wall Mount

Relay Racks

Pages 19-30



Relay

Knockdown Rack Cabinets

Pages 31-40



Knockdown

Welded Rack Cabinets


Pages 41-86



Welded

Accessories

Pages 87-131



Accessories

EUROPE

Basingstoke, UK 01256 812812

AUSTRALIA

Queenstown SA, Australia 61-8-8240-2244



CANADA

Guelph, Ontario (519) 822-2960
St. Laurent, Quebec (514) 343-9010

USA

Cheektowaga, NY (716) 630-7030



Contents

Table Top

DESCRIPTION	SERIES	PAGE
Light Duty	RCBS	4
Heavy Duty	RCHS	6
Heavy Duty - Vented	RCHV	8
Rack Mountable	RM	10
Rack Mountable	RMCS & RMCV	12
Open Type	RRTT	14

Wall Mount

DESCRIPTION	SERIES	PAGE
Fixed Frame	1459	16
Bracket	HPB & APB	17
Swing Out	SWC	18

Relay

DESCRIPTION	SERIES	PAGE
Light Duty - Welded	DNRR_LDW	20
Light Duty - K.D.	DNRR_LDK	21
Heavy Duty - Welded	DNRR_HDW	22
Heavy Duty - K.D.	DNRR_HDKB	23
Heavy Duty Accessories		24
Aluminum - K.D.	RRAL	27

DESCRIPTION	SERIES	PAGE
Aluminum - Accessories		28
Deep Channel - K.D.	DNRR_DCK	29
Aluminum & Deep Channel Accessories		30

Knockdown

DESCRIPTION	SERIES	PAGE
SOHO Rack Cabinet	RCSC	32
Rack Cabinet	REFK	34
Accessories		38

Welded

DESCRIPTION	SERIES	PAGE
Assembled:		
General Purpose	C2RR	42
LAN/DATA	C2RR	44
Server	C2RR	46
Co-Location	COLO	48

DESCRIPTION	SERIES	PAGE
Component:		
Contempra 2	C2 - 19"	51
Contempra 2 Accessories		53
Contempra 2	C2 - 24"	65
Contempra 2 Accessories		67
Contempra 3	C3 (NEMA 12)	78
Contempra 3 Accessories		81

Accessories

DESCRIPTION	SERIES	PAGE
Panels & Adaptors		90
Ventilated Panels		92
Doors & Chassis		94
Shelves & Slides		95
Keyboard Shelves		100
Drawers		101

DESCRIPTION	SERIES	PAGE
Cable Management		102
Cooling		105
Outlet Strips		110
Handles		123
Hardware		127
Miscellaneous		129





Table Top Rack Cabinets



Light Duty (RCBS Series)

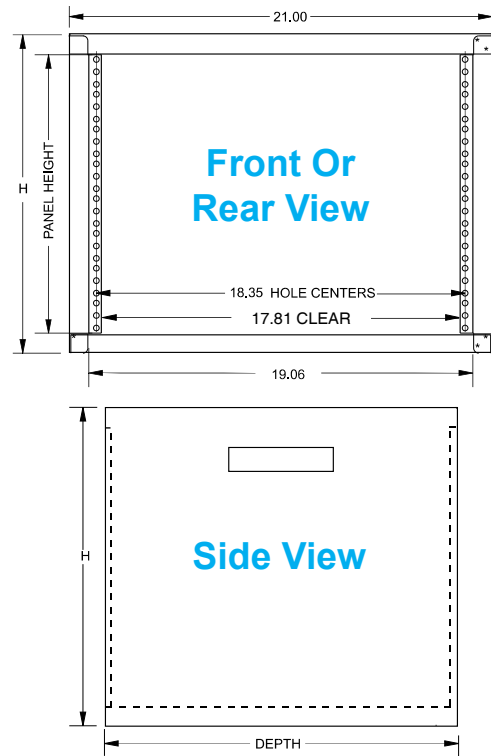
Table Top



Light Gray (Textured)



Black (Textured)



For complete drawing information link here to our website covering this series.

FEATURES

- Welded, 16-gauge steel construction
- Light duty - economy 19" rack mount - table top cabinet
- Choice of three depths - 13" (330 mm), 17.5" (445 mm) and 24.5" (622 mm)
- Rails are fixed both front and rear, round hole punched for 10-32 clip-nuts to full EIA hole centers (5/8 - 5/8 - 1/2 inch spacing)
- Recommended maximum weight (RCBS1901417 tested) - 600 pounds (273 kg)
- Includes rubber feet, two lifting handles, a starter pack of 10-32 clip nuts & matching quantity of 1421ABK black screws
- Overall width 21" (533 mm)
- Overall height 2" (51 mm) additional over panel height
- Rugged textured powder paint finish
- Stocked in Black & Light Gray (RAL7035)

Light Duty (RCBS Series)

13" (330 mm) Deep

Part Number		Panel Height		Overall Dimensions			Number of Clip Nuts Included	Weight
Black Textured	Light Gray Textured	Inches	Units	Height	Width	Depth		
RCBS1900313BK1	RCBS1900313LG1	3.50	2U	5.50" (140 mm)	21.0" (533 mm)	13.0" (330 mm)	8	18# (8.2 kg)
RCBS1900513BK1	RCBS1900513LG1	5.25	3U	7.25" (184 mm)	21.0" (533 mm)	13.0" (330 mm)	8	18# (8.2 kg)
RCBS1900713BK1	RCBS1900713LG1	7.00	4U	9.00" (229 mm)	21.0" (533 mm)	13.0" (330 mm)	8	19# (8.6 kg)
RCBS1900813BK1	RCBS1900813LG1	8.75	5U	10.75" (273 mm)	21.0" (533 mm)	13.0" (330 mm)	16	20# (9.1 kg)
RCBS1901013BK1	RCBS1901013LG1	10.50	6U	12.50" (318 mm)	21.0" (533 mm)	13.0" (330 mm)	16	21# (9.5 kg)
RCBS1901213BK1	RCBS1901213LG1	12.25	7U	14.25" (362 mm)	21.0" (533 mm)	13.0" (330 mm)	16	23# (10.5 kg)
RCBS1901413BK1	RCBS1901413LG1	14.00	8U	16.00" (406 mm)	21.0" (533 mm)	13.0" (330 mm)	16	24# (10.9 kg)

Table Top

17.5" (444 mm) Deep

Part Number		Panel Height		Overall Dimensions			Number of Clip Nuts Included	Weight
Black Textured	Light Gray Textured	Inches	Units	Height	Width	Depth		
RCBS1900317BK1	RCBS1900317LG1	3.50	2U	5.50" (140 mm)	21.0" (533 mm)	17.5" (444 mm)	8	22# (10 kg)
RCBS1900517BK1	RCBS1900517LG1	5.25	3U	7.25" (184 mm)	21.0" (533 mm)	17.5" (444 mm)	8	24# (10.9 kg)
RCBS1900717BK1	RCBS1900717LG1	7.00	4U	9.00" (229 mm)	21.0" (533 mm)	17.5" (444 mm)	8	25# (11.4 kg)
RCBS1900817BK1	RCBS1900817LG1	8.75	5U	10.75" (273 mm)	21.0" (533 mm)	17.5" (444 mm)	16	27# (12.3 kg)
RCBS1901017BK1	RCBS1901017LG1	10.50	6U	12.50" (318 mm)	21.0" (533 mm)	17.5" (444 mm)	16	28# (12.7 kg)
RCBS1901217BK1	RCBS1901217LG1	12.25	7U	14.25" (362 mm)	21.0" (533 mm)	17.5" (444 mm)	16	28# (12.7 kg)
RCBS1901417BK1	RCBS1901417LG1	14.00	8U	16.00" (406 mm)	21.0" (533 mm)	17.5" (444 mm)	16	30# (13.6 kg)

24.5" (622 mm) Deep

Part Number		Panel Height		Overall Dimensions			Number of Clip Nuts Included	Weight
Black Textured	Light Gray Textured	Inches	Units	Height	Width	Depth		
RCBS1900324BK1	RCBS1900324LG1	3.50	2U	5.50" (140 mm)	21.0" (533 mm)	24.5" (622 mm)	8	30# (13.6 kg)
RCBS1900524BK1	RCBS1900524LG1	5.25	3U	7.25" (184 mm)	21.0" (533 mm)	24.5" (622 mm)	8	32# (14.5 kg)
RCBS1900724BK1	RCBS1900724LG1	7.00	4U	9.00" (229 mm)	21.0" (533 mm)	24.5" (622 mm)	8	33# (15 kg)
RCBS1900824BK1	RCBS1900824LG1	8.75	5U	10.75" (273 mm)	21.0" (533 mm)	24.5" (622 mm)	16	33# (15 kg)
RCBS1901024BK1	RCBS1901024LG1	10.50	6U	12.50" (318 mm)	21.0" (533 mm)	24.5" (622 mm)	16	39# (17.7 kg)
RCBS1901224BK1	RCBS1901224LG1	12.25	7U	14.25" (362 mm)	21.0" (533 mm)	24.5" (622 mm)	16	39# (17.7 kg)
RCBS1901424BK1	RCBS1901424LG1	14.00	8U	16.00" (406 mm)	21.0" (533 mm)	24.5" (622 mm)	16	41# (18.6 kg)

UNIVERSAL ACCESSORIES

- Rack panels [Page 90](#)
- Ventilated rack panels [Page 92](#)
- Panel mount doors & chassis [Page 94](#)
- Shelves & slides [Page 95](#)
- Drawers [Page 101](#)
- Cable management [Page 102](#)
- Cooling [Page 105](#)
- Rack mount outlet strips [Page 110](#)
- Hardware [Page 127](#)
- Visit our web site for our most [recent accessories](#)

For complete drawings [link here to our RCBS series on-line.](#)

EUROPE

Basingstoke, UK 01256 812812

AUSTRALIA

Queenstown SA, Australia 61-8-8240-2244



CANADA

Guelph, Ontario (519) 822-2960
St. Laurent, Quebec (514) 343-9010

USA

Cheektowaga, NY (716) 630-7030

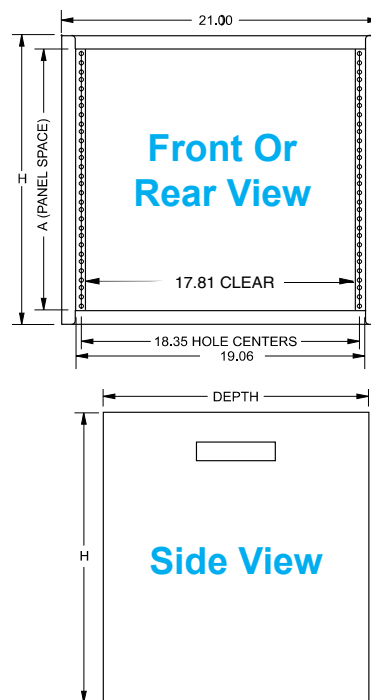


Heavy Duty (RCHS Series)

Table Top



Light Gray (Textured)



[For complete drawing information link here to our website covering this series.](#)

FEATURES

- Heavy duty, 16-gauge steel, 19" rack mount - table top cabinet.
- Choice of three depths - 17.5" (444 mm), 24.5" (622 mm) and 31.5" (800 mm).
- Panel rails are infinitely adjustable (front to back), round hole punched for 10-32 clip-nuts to full EIA hole centers (5/8-5/8-1/2 inch spacing).
- Includes two pairs of rails (for rear support of heavier equipment or shelves), rubber feet, black ABS plastic handles, a starter pack of 10-32 clip nuts & matching 1421ABK black screws.
- Supplied unassembled (four cabinet pieces & four rails), shipped in a flat pack container for shipping ease and protection.
- Simple assembly using one bolt in each corner to lock the sides to the top and bottom (hardware included).
- Overall width 21" (533 mm).
- Overall height 2" (51 mm) additional over panel height.
- Recommended maximum weight (RCHS1902824 tested) - 800 pounds (364 kg).
- Front & back lip is .585" (14 mm) so usable depth is reduced by 1.17" (30 mm).
- Rugged textured powder paint finish.
- Stocked in Black & Light Gray (RAL7035)

17.5" (444 mm) Deep

Part Number		Panel Height		Overall Dimensions			Number of Clip Nuts Included	Weight
Black Textured	Light Gray Textured	Inches	Units	Height	Width	Depth		
RCHS1900817BK1	RCHS1900817LG1	8.75	5U	10.75" (273 mm)	21.0" (533 mm)	17.5" (444 mm)	8	38# (17.3 kg)
RCHS1901017BK1	RCHS1901017LG1	10.50	6U	12.50" (318 mm)	21.0" (533 mm)	17.5" (444 mm)	16	40# (18.2 kg)
RCHS1901417BK1	RCHS1901417LG1	14.00	8U	16.00" (406 mm)	21.0" (533 mm)	17.5" (444 mm)	16	42# (19.1 kg)
RCHS1901717BK1	RCHS1901717LG1	17.50	10U	19.50" (495 mm)	21.0" (533 mm)	17.5" (444 mm)	16	46# (20.9 kg)
RCHS1902217BK1	RCHS1902217LG1	22.75	13U	24.75" (629 mm)	21.0" (533 mm)	17.5" (444 mm)	16	54# (24.5 kg)
RCHS1902817BK1	RCHS1902817LG1	28.00	16U	30.00" (762 mm)	21.0" (533 mm)	17.5" (444 mm)	16	60# (27.3 kg)

Heavy Duty (RCHS Series)

24.5" (622 mm) Deep

Part Number		Panel Height		Overall Dimensions			Number of Clip Nuts Included	Weight
Black Textured	Light Gray Textured	Inches	Units	Height	Width	Depth		
RCHS1901024BK1	RCHS1901024LG1	10.50	6U	12.50" (318 mm)	21.0" (533 mm)	24.5" (622 mm)	16	54# (24.5 kg)
RCHS1901424BK1	RCHS1901424LG1	14.00	8U	16.00" (406 mm)	21.0" (533 mm)	24.5" (622 mm)	16	56# (25.5 kg)
RCHS1901724BK1	RCHS1901724LG1	17.50	10U	19.50" (495 mm)	21.0" (533 mm)	24.5" (622 mm)	16	60# (27.3 kg)
RCHS1902224BK1	RCHS1902224LG1	22.75	13U	24.75" (629 mm)	21.0" (533 mm)	24.5" (622 mm)	16	68# (30.9 kg)
RCHS1902824BK1	RCHS1902824LG1	28.00	16U	30.00" (762 mm)	21.0" (533 mm)	24.5" (622 mm)	16	76# (35.5 kg)

Table Top

31.5" (800 mm) Deep

Part Number		Panel Height		Overall Dimensions			Number of Clip Nuts Included	Weight
Black Textured	Light Gray Textured	Inches	Units	Height	Width	Depth		
RCHS1901031BK1	RCHS1901031LG1	10.50	6U	12.50" (318 mm)	21.0" (533 mm)	31.5" (800 mm)	16	64# (29.1 kg)
RCHS1901431BK1	RCHS1901431LG1	14.00	8U	16.00" (406 mm)	21.0" (533 mm)	31.5" (800 mm)	16	68# (30.9 kg)
RCHS1901731BK1	RCHS1901731LG1	17.50	10U	19.50" (495 mm)	21.0" (533 mm)	31.5" (800 mm)	16	74# (33.6 kg)
RCHS1902231BK1	RCHS1902231LG1	22.75	13U	24.75" (629 mm)	21.0" (533 mm)	31.5" (800 mm)	16	82# (37.3 kg)
RCHS1902831BK1	RCHS1902831LG1	28.00	16U	30.00" (762 mm)	21.0" (533 mm)	31.5" (800 mm)	16	92# (41.8 kg)

RCHS SERIES ACCESSORIES

Casters



- Set of four (4).
- Weight capacity 600# (273 kg).
- Includes mounting hardware.
- Part Number **1425PHD**

Extra Spring Nuts



- Set of eight (8), spring nuts and bolts.
- 1/4" X 20 hardware for horizontal struts.
- Part Number **1421SN**

Extra Panel Rails



- Sold in pairs.
- Includes strut mounting hardware.
- Black clip nuts not included.

Locking Doors



- 16 ga. steel door.
- Includes mounting hardware and two (2) keys.
- Hinge mounts on either right or left.

Extra Rubber Feet



- Package of 20 rubber feet
- Part Number **1421RC24**

Part Number	For Panel Height
RCHR1908	8.75" (5U)
RCHR1910	10.5" (6U)
RCHR1914	14.0" (8U)
RCHR1917	17.5" (10U)
RCHR1922	22.75" (13U)
RCHR1928	28.0" (16U)

Part Number	Color	For Panel Height
RCHD1908BK1	Black	8.75" (5U)
RCHD1908LG1	Light Gray	(5U)
RCHD1910BK1	Black	10.5" (6U)
RCHD1910LG1	Light Gray	(6U)
RCHD1914BK1	Black	14.0" (8U)
RCHD1914LG1	Light Gray	(8U)
RCHD1917BK1	Black	17.5" (10U)
RCHD1917LG1	Light Gray	(10U)
RCHD1922BK1	Black	22.75" (13U)
RCHD1922LG1	Light Gray	(13U)
RCHD1928BK1	Black	28.0" (16U)
RCHD1928LG1	Light Gray	(16U)

UNIVERSAL ACCESSORIES

- Rack panels [Page 90](#)
- Ventilated rack panels [Page 92](#)
- Panel mount doors & chassis [Page 94](#)
- Shelves & slides [Page 95](#)
- Drawers [Page 101](#)

- Cable management [Page 102](#)
- Cooling [Page 105](#)
- Rack mount outlet strips [Page 110](#)
- Hardware [Page 127](#)
- Visit our web site for our most [recent accessories](#)

EUROPE

Basingstoke, UK 01256 812812

AUSTRALIA

Queenstown SA, Australia 61-8-8240-2244



CANADA

Guelph, Ontario (519) 822-2960
St. Laurent, Quebec (514) 343-9010

USA

Cheektowaga, NY (716) 630-7030

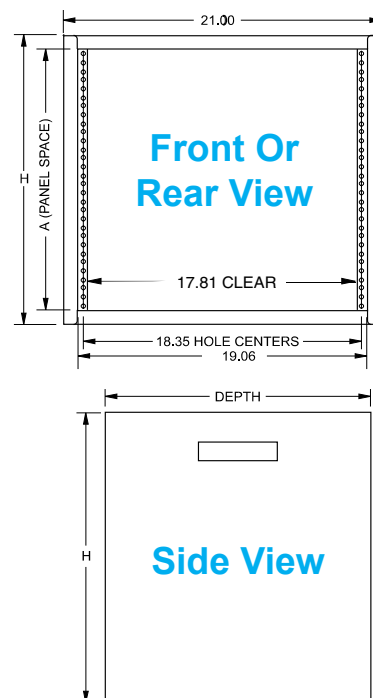


Heavy Duty - Ventilated (RCHV Series)

Table Top



Black (Textured)



[For complete drawing information link here to our website covering this series.](#)

FEATURES

- Heavy duty, 16-gauge steel, 19" rack mount - table top cabinet.
- Ventilated on both sides & optimized per size to allow natural air convection
- Choice of three depths - 17.5" (444 mm), 24.5" (622 mm) and 31.5" (800 mm).
- Panel rails are infinitely adjustable (front to back), round hole punched for 10-32 clip-nuts to full EIA hole centers (5/8-5/8-1/2 inch spacing).
- Includes two pairs of rails (for rear support of heavier equipment or shelves), rubber feet, black ABS plastic handles, a starter pack of 10-32 clip nuts & matching 1421ABK black screws.
- Supplied unassembled (four cabinet pieces & four rails), shipped in a flat pack container for shipping ease and protection.
- Simple assembly using one bolt in each corner to lock the sides to the top and bottom (hardware included).
- Overall width 21" (533 mm).
- Overall height 2" (51 mm) additional over panel height.
- Front & back lip is .585" (14 mm) so usable depth is reduced by 1.17" (30 mm).
- Recommended maximum weight (RCHV1902824 tested) - 800 pounds (364 kg).
- Rugged textured powder paint finish.
- Stocked in Black & Light Gray (RAL7035)

17.5" (444 mm) Deep

Part Number		Panel Height		Overall Dimensions			Number of Clip Nuts Included	Weight
Black Textured	Light Gray Textured	Inches	Units	Height	Width	Depth		
RCHV1900817BK1	RCHV1900817LG1	8.75	5U	10.75" (273 mm)	21.0" (533 mm)	17.5" (444 mm)	8	36# (16.4 kg)
RCHV1901017BK1	RCHV1901017LG1	10.50	6U	12.50" (318 mm)	21.0" (533 mm)	17.5" (444 mm)	16	40# (18.2 kg)
RCHV1901417BK1	RCHV1901417LG1	14.00	8U	16.00" (406 mm)	21.0" (533 mm)	17.5" (444 mm)	16	44# (20.0 kg)
RCHV1901717BK1	RCHV1901717LG1	17.50	10U	19.50" (495 mm)	21.0" (533 mm)	17.5" (444 mm)	16	46# (20.9 kg)
RCHV1902217BK1	RCHV1902217LG1	22.75	13U	24.75" (629 mm)	21.0" (533 mm)	17.5" (444 mm)	16	52# (23.6 kg)
RCHV1902817BK1	RCHV1902817LG1	28.00	16U	30.00" (762 mm)	21.0" (533 mm)	17.5" (444 mm)	16	58# (26.4 kg)

Heavy Duty - Ventilated (RCHV Series)

24.5" (622 mm) Deep

Part Number		Panel Height		Overall Dimensions			Number of Clip Nuts Included	Weight
Black Textured	Light Gray Textured	Inches	Units	Height	Width	Depth		
RCHV1901024BK1	RCHV1901024LG1	10.50	6U	12.50" (318 mm)	21.0" (533 mm)	24.5" (622 mm)	16	52# (23.6 kg)
RCHV1901424BK1	RCHV1901424LG1	14.00	8U	16.00" (406 mm)	21.0" (533 mm)	24.5" (622 mm)	16	56# (25.5 kg)
RCHV1901724BK1	RCHV1901724LG1	17.50	10U	19.50" (495 mm)	21.0" (533 mm)	24.5" (622 mm)	16	60# (27.3 kg)
RCHV1902224BK1	RCHV1902224LG1	22.75	13U	24.75" (629 mm)	21.0" (533 mm)	24.5" (622 mm)	16	68# (30.9 kg)
RCHV1902824BK1	RCHV1902824LG1	28.00	16U	30.00" (762 mm)	21.0" (533 mm)	24.5" (622 mm)	16	76# (35.5 kg)

Table Top

31.5" (800 mm) Deep

Part Number		Panel Height		Overall Dimensions			Number of Clip Nuts Included	Weight
Black Textured	Light Gray Textured	Inches	Units	Height	Width	Depth		
RCHV1901031BK1	RCHV1901031LG1	10.50	6U	12.50" (318 mm)	21.0" (533 mm)	31.5" (800 mm)	16	64# (29.1 kg)
RCHV1901431BK1	RCHV1901431LG1	14.00	8U	16.00" (406 mm)	21.0" (533 mm)	31.5" (800 mm)	16	70# (31.8 kg)
RCHV1901731BK1	RCHV1901731LG1	17.50	10U	19.50" (495 mm)	21.0" (533 mm)	31.5" (800 mm)	16	72# (32.7 kg)
RCHV1902231BK1	RCHV1902231LG1	22.75	13U	24.75" (629 mm)	21.0" (533 mm)	31.5" (800 mm)	16	80# (36.4 kg)
RCHV1902831BK1	RCHV1902831LG1	28.00	16U	30.00" (762 mm)	21.0" (533 mm)	31.5" (800 mm)	16	92# (41.8 kg)

RCHV SERIES ACCESSORIES

Casters



- Set of four (4).
- Weight capacity 600# (273 kg).
- Includes mounting hardware.
- Part Number **1425PHD**

Extra Spring Nuts



- Set of eight (8), spring nuts and bolts.
- 1/4" X 20 hardware for horizontal struts.
- Part Number **1421SN**

Extra Panel Rails



- Sold in pairs.
- Includes strut mounting hardware.
- Black clip nuts not included.

Locking Doors



- 16 ga. steel door.
- Includes mounting hardware and two (2) keys.
- Hinge mounts on either right or left.

Extra Rubber Feet



- Package of 20 rubber feet
- Part Number **1421RC24**

Part Number	For Panel Height
RCHR1908	8.75" (5U)
RCHR1910	10.5" (6U)
RCHR1914	14.0" (8U)
RCHR1917	17.5" (10U)
RCHR1922	22.75" (13U)
RCHR1928	28.0" (16U)

Part Number	Color	For Panel Height
RCHD1908BK1	Black	8.75" (5U)
RCHD1908LG1	Light Gray	(5U)
RCHD1910BK1	Black	10.5" (6U)
RCHD1910LG1	Light Gray	(6U)
RCHD1914BK1	Black	14.0" (8U)
RCHD1914LG1	Light Gray	(8U)
RCHD1917BK1	Black	17.5" (10U)
RCHD1917LG1	Light Gray	(10U)
RCHD1922BK1	Black	22.75" (13U)
RCHD1922LG1	Light Gray	(13U)
RCHD1928BK1	Black	28.0" (16U)
RCHD1928LG1	Light Gray	(16U)

UNIVERSAL ACCESSORIES

- Rack panels [Page 90](#)
- Ventilated rack panels [Page 92](#)
- Panel mount doors & chassis [Page 94](#)
- Shelves & slides [Page 95](#)
- Drawers [Page 101](#)

- Cable management [Page 102](#)
- Cooling [Page 105](#)
- Rack mount outlet strips [Page 110](#)
- Hardware [Page 127](#)
- Visit our web site for our most [recent accessories](#)

EUROPE

Basingstoke, UK 01256 812812

AUSTRALIA

Queenstown SA, Australia 61-8-8240-2244



CANADA

Guelph, Ontario (519) 822-2960
St. Laurent, Quebec (514) 343-9010

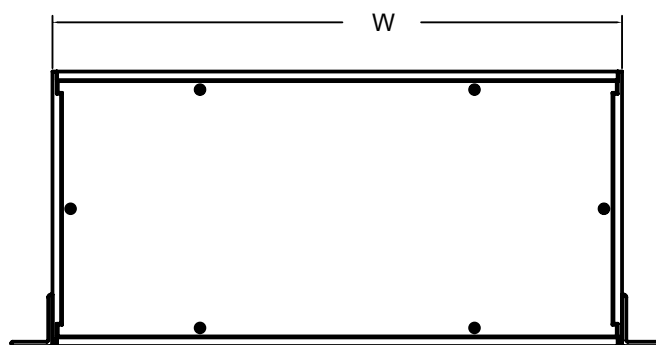
USA

Cheektowaga, NY (716) 630-7030




Rack Mountable (RM Series)

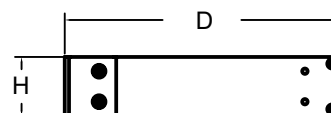
Table Top



ASSEMBLY - VIEW FROM TOP



ASSEMBLY - VIEW FROM FRONT



ASSEMBLY - VIEW FROM SIDE

[For complete drawing information link here to our website covering this series.](#)

FEATURES

- Strong construction - yet light weight using all aluminum components.
- Suitable for desk top or rack mountable applications.
- Available with solid top & bottom panels or ventilated to allow natural air convection.
- Choice of three heights - 1.75" (1U), 3.50" (2U) or 5.25" (3U).
- Choice of three depths - 8.0" (203 mm), 13.0" (330 mm) or 18.0" (457 mm).
- Designed for easy assembly & disassembly.
- Shipped knocked down to avoid shipping damage.
- Strong construction using:
 - extruded aluminum side panels 0.125" (3.2 mm) thick
 - extruded aluminum front & rear panels (0.125" (3.2 mm) thick
 - flat aluminum top & bottom panels 0.064" (1.6 mm) thick
- Can be used with or without rack mounting brackets (included).
- Front & rear panel are interchangeable.
- Includes top, bottom, sides, self-adhesive rubber feet, rack mount brackets and all assembly hardware.
- Pull handles & rear bracket kit for deeper 18.0" (457 mm) models are not included with the unit (see tables).
- Stocked in a durable textured black powder paint finish.

Rack Mountable (RM Series)

Solid - Top & Bottom Panels


Part Number	Panel Height		Overall Dimensions		Weight	Accepts Pull Handle Part Number	Rear Bracket Kit Part Number
	Inches	Units	Width	Depth			
RM1U1908SBK	1.75	1U	16.6" (421 mm)	8.0" (203 mm)	3.5# (1.6 kg)	1427B2BK	-
RM1U1913SBK	1.75	1U	16.6" (421 mm)	13.0" (330 mm)	5.0# (2.3 kg)	1427B2BK	-
RM1U1918SBK	1.75	1U	16.6" (421 mm)	18.0" (457 mm)	6.0# (2.7 kg)	1427B2BK	RM1U18BRKT
RM2U1908SBK	3.50	2U	16.6" (421 mm)	8.0" (203 mm)	4.6# (2.1 kg)	1427E1BK	-
RM2U1913SBK	3.50	2U	16.6" (421 mm)	13.0" (330 mm)	6.5# (3.0 kg)	1427E1BK	-
RM2U1918SBK	3.50	2U	16.6" (421 mm)	18.0" (457 mm)	7.8# (3.5 kg)	1427E1BK	RM2U18BRKT
RM3U1908SBK	5.25	3U	16.6" (421 mm)	8.0" (203 mm)	5.6# (2.5 kg)	1427P1BK	-
RM3U1913SBK	5.25	3U	16.6" (421 mm)	13.0" (330 mm)	7.9# (3.6 kg)	1427P1BK	-
RM3U1918SBK	5.25	3U	16.6" (421 mm)	18.0" (457 mm)	9.5# (4.3 kg)	1427P1BK	RM3U18BRKT

Ventilated - Top & Bottom Panels

Part Number	Panel Height		Overall Dimensions		Weight	Accepts Pull Handle Part Number	Rear Bracket Kit Part Number
	Inches	Units	Width	Depth			
RM1U1908VBK	1.75	1U	16.6" (421 mm)	8.0" (203 mm)	3.5# (1.6 kg)	1427B2BK	-
RM1U1913VBK	1.75	1U	16.6" (421 mm)	13.0" (330 mm)	5.0# (2.3 kg)	1427B2BK	-
RM1U1918VBK	1.75	1U	16.6" (421 mm)	18.0" (457 mm)	6.0# (2.7 kg)	1427B2BK	RM1U18BRKT
RM2U1908VBK	3.50	2U	16.6" (421 mm)	8.0" (203 mm)	4.6# (2.1 kg)	1427E1BK	-
RM2U1913VBK	3.50	2U	16.6" (421 mm)	13.0" (330 mm)	6.5# (3.0 kg)	1427E1BK	-
RM2U1918VBK	3.50	2U	16.6" (421 mm)	18.0" (457 mm)	7.8# (3.5 kg)	1427E1BK	RM2U18BRKT
RM3U1908VBK	5.25	3U	16.6" (421 mm)	8.0" (203 mm)	5.6# (2.5 kg)	1427P1BK	-
RM3U1913VBK	5.25	3U	16.6" (421 mm)	13.0" (330 mm)	7.9# (3.6 kg)	1427P1BK	-
RM3U1918VBK	5.25	3U	16.6" (421 mm)	18.0" (457 mm)	9.5# (4.3 kg)	1427P1BK	RM3U18BRKT

RM SERIES ACCESSORIES

Tilt Bail



- Used as a tilt bail and/or carrying handle.
- Requires drilling only four mounting holes into the sides of the enclosure.
- Includes all mounting hardware, instructions and drilling template.
- 12 detent positions.
- Extruded handle is black anodized aluminum and pre-cut to fit all "RM" enclosures.
- Side section pairs of bail are molded from tough black polycarbonate.
- Enclosure not included (see above).
- Part Number [1427BAILKIT2](#)

Replacement Hardware

Part Number	Description	Used For
RM632SC100BK	100 pack of 6-32 x 3/8" self tapping screws	Side panel assembly
RM440SN100BK	100 pack of 4-40 speed nuts	Top & bottom panel assembly
RM440MS100BK	100 pack of 4-40 machine screws	Top & bottom panel assembly
RM1032MS100BK	100 pack of 10.32 machine screws	Rack mounting bracket assembly

EUROPE

Basingstoke, UK 01256 812812

AUSTRALIA

Queenstown SA, Australia 61-8-8240-2244



CANADA

Guelph, Ontario (519) 822-2960
St. Laurent, Quebec (514) 343-9010

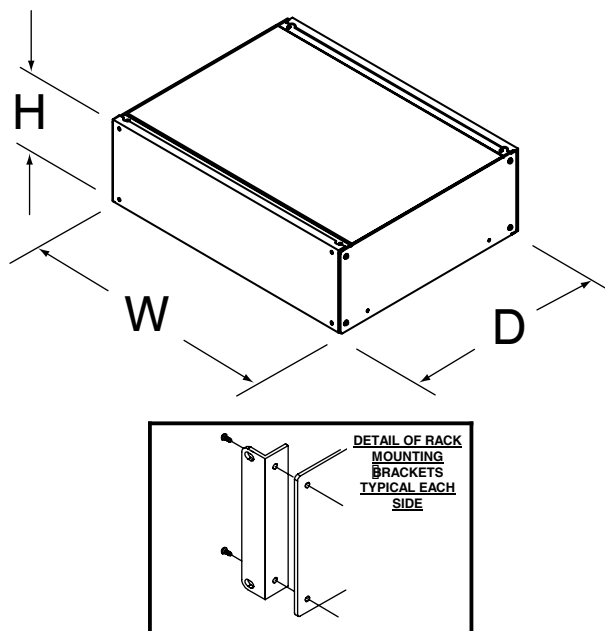
USA

Cheektowaga, NY (716) 630-7030



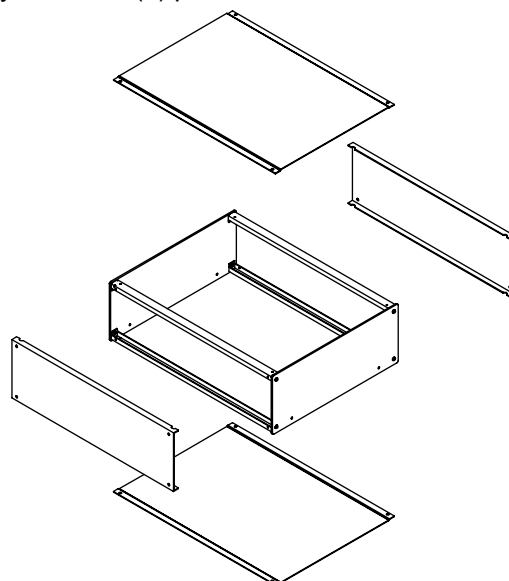
Rack Mountable (RMCS & RMCV Series)

Table Top



FEATURES

- Perfect for rack mount or table top applications or both!
- Uses all machine screw & PEM nut construction, perfect for applications where repetitive assembly & disassembly are required.
- Shipped knocked down to avoid shipping damage.
- Light weight design - all aluminum for easy modification. *Example:* the (RMCS190313BK1) - 19" rack mountable unit shown above weighs only five (5) pounds (2.3 kg).
- Strong design construction using:
 - 0.125" (3.2 mm) thick side panels & rack mount brackets
 - 0.064" (1.6 mm) thick front & rear panels
 - 0.062" (1.58 mm) top and bottom panels
- Can be used with or without rack mounting brackets (included)
- Front and rear panels are interchangeable.
- Top & bottom panel are symmetrical - ventilation (on RMCV series) can be in front or rear of enclosure
- Includes top, bottom, side panels, front & rear panels, rubber self-adhesive feet, rack mount brackets and all hardware.
- Easy internal access, as only four (4) screws need to be removed from any of the six (6) panels.
- Enclosure is finished in rugged satin texture, black powder paint.
- Internal aluminum chassis panel (alodine finish) is optional (see table).
- Holes provided for bottom mounting of chassis panel.
- Available in both 19" rack mount and half width versions.
- Available in both vented and unvented versions.
- NOTE: optional chrome handles will block rack mounting area.



**For complete drawing information link
here to our website covering this series.**

Rack Mountable (RMCS & RMCV Series)

19" Rack Mountable (Solid - Top & Bottom)

Part Number	Panel Height		Overall Dimensions		Inside Height Clearance With Chassis Installed	Weight	Accepts Pull Handle Part Number	Aluminum Chassis Part Number
	Inches	Units	Width	Depth				
RMCS19018BK1	1.75	1U	17.0" (432 mm)	8.0" (203 mm)	0.81" (21 mm)	3.0# (1.4 kg)	-	RMP1908
RMCS190113BK1	1.75	1U	17.0" (432 mm)	13.0" (330 mm)	0.81" (21 mm)	3.5# (1.6 kg)	-	RMP1913
RMCS19038BK1	3.50	2U	17.0" (432 mm)	8.0" (203 mm)	2.56" (65 mm)	5.0# (2.3 kg)	1427P	RMP1908
RMCS190313BK1	3.50	2U	17.0" (432 mm)	13.0" (330 mm)	2.56" (65 mm)	6.0# (2.7 kg)	1427P	RMP1913
RMCS190513BK1	5.25	3U	17.0" (432 mm)	13.0" (330 mm)	4.31" (109 mm)	7.0# (3.2 kg)	1427N	RMP1913
RMCS190713BK1	7.00	4U	17.0" (432 mm)	13.0" (330 mm)	6.06" (154 mm)	8.1# (3.7 kg)	1427M	RMP1913
RMCS190813BK1	8.75	5U	17.0" (432 mm)	13.0" (330 mm)	7.81" (198 mm)	9.0# (4.1 kg)	1427M	RMP1913
RMCS191013BK1	10.50	6U	17.0" (432 mm)	13.0" (330 mm)	9.56" (243 mm)	9.3# (4.2 kg)	1427L	RMP1913
RMCS191015BK1	10.50	6U	17.0" (432 mm)	15.0" (381 mm)	9.56" (243 mm)	10.1# (4.6 kg)	1427L	RMP1915

19" Rack Mountable (Ventilated - Top & Bottom)

Part Number	Panel Height		Overall Dimensions		Inside Height Clearance With Chassis Installed	Weight	Accepts Pull Handle Part Number	Aluminum Chassis Part Number
	Inches	Units	Width	Depth				
RMCV19018BK1	1.75	1U	17.0" (432 mm)	8.0" (203 mm)	0.81" (21 mm)	1.9# (0.9 kg)	-	RMP1908
RMCV190113BK1	1.75	1U	17.0" (432 mm)	13.0" (330 mm)	0.81" (21 mm)	4.5# (2.0 kg)	-	RMP1913
RMCV19038BK1	3.50	2U	17.0" (432 mm)	8.0" (203 mm)	2.56" (65 mm)	3.6# (1.6 kg)	1427P	RMP1908
RMCV190313BK1	3.50	2U	17.0" (432 mm)	13.0" (330 mm)	2.56" (65 mm)	5.8# (2.6 kg)	1427P	RMP1913
RMCV190513BK1	5.25	3U	17.0" (432 mm)	13.0" (330 mm)	4.31" (109 mm)	7.0# (3.2 kg)	1427N	RMP1913
RMCV190713BK1	7.00	4U	17.0" (432 mm)	13.0" (330 mm)	6.06" (154 mm)	6.3# (2.9 kg)	1427M	RMP1913
RMCV190813BK1	8.75	5U	17.0" (432 mm)	13.0" (330 mm)	7.81" (198 mm)	8.0# (3.6 kg)	1427M	RMP1913
RMCV191013BK1	10.50	6U	17.0" (432 mm)	13.0" (330 mm)	9.56" (243 mm)	9.2# (4.2 kg)	1427L	RMP1913
RMCV191015BK1	10.50	6U	17.0" (432 mm)	15.0" (381 mm)	9.56" (243 mm)	11.0# (5.0 kg)	1427L	RMP1915

Half Width - Rack Mountable (Solid - Top & Bottom)

Part Number	Panel Height		Overall Dimensions		Inside Height Clearance With Chassis Installed	Weight	Accepts Pull Handle Part Number	Aluminum Chassis Part Number
	Inches	Units	Width	Depth				
RMCS9018BK1	1.75	1U	8.5" (216 mm)	8.0" (203 mm)	0.81" (21 mm)	0.6# (0.3 kg)	-	RMP908
RMCS9038BK1	3.50	2U	8.5" (216 mm)	8.0" (203 mm)	2.56" (65 mm)	1.8# (0.8 kg)	1427P	RMP908
RMCS9058BK1	5.25	3U	8.5" (216 mm)	8.0" (203 mm)	4.31" (109 mm)	3.3# (1.5 kg)	1427N	RMP908

Half Width - Rack Mount (Ventilated - Top & Bottom)

Part Number	Panel Height		Overall Dimensions		Inside Height Clearance With Chassis Installed	Weight	Accepts Pull Handle Part Number	Aluminum Chassis Part Number
	Inches	Units	Width	Depth				
RMCV9018BK1	1.75	1U	8.5" (216 mm)	8.0" (203 mm)	0.81" (21 mm)	0.7# (0.3 kg)	-	RMP908
RMCV9038BK1	3.50	2U	8.5" (216 mm)	8.0" (203 mm)	2.56" (65 mm)	1.5# (0.7 kg)	1427P	RMP908
RMCV9058BK1	5.25	3U	8.5" (216 mm)	8.0" (203 mm)	4.31" (109 mm)	2.1# (1.0 kg)	1427N	RMP908

RMCS & RMCV SERIES ACCESSORIES

Optional Aluminum Chassis Panel



• See tables above

Replacement Front & Rear Panels



• [Link here to our web site for proper panels](#)

EUROPE

Basingstoke, UK 01256 812812

AUSTRALIA

Queenstown SA, Australia 61-8-8240-2244



CANADA

Guelph, Ontario (519) 822-2960
St. Laurent, Quebec (514) 343-9010

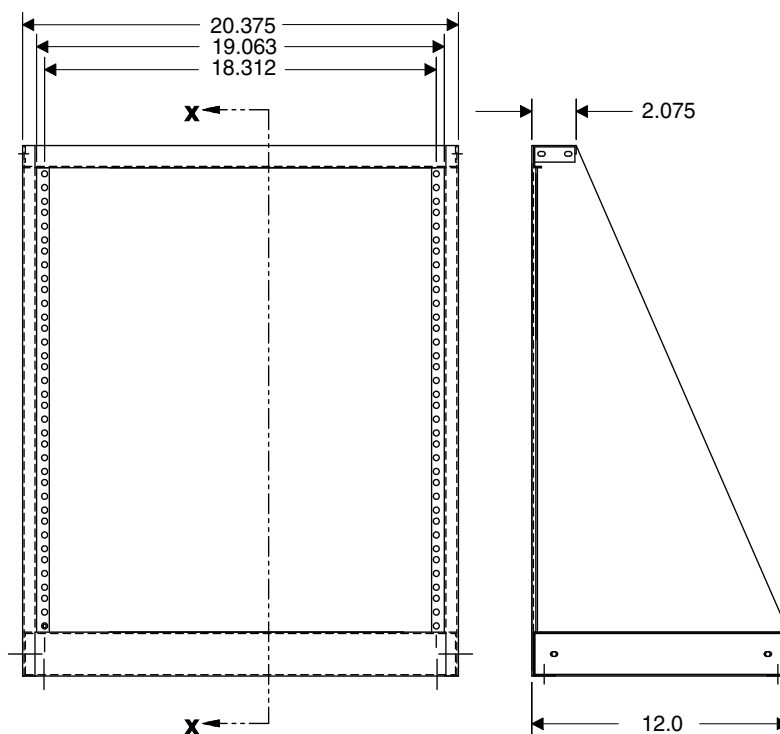
USA

Cheektowaga, NY (716) 630-7030



Open Rack (RRTT Series)

Table Top



Front View

Side View

[For complete drawing information link here to our website covering this series.](#)

FEATURES

- Standard 19" rack mount, open frame.
- Rack mounting, on E.I.A. universal spacing (5/8 - 5/8 - 1/2 inch)
- Round hole punched for 10-32 clip nuts (included)
- Choice of two heights, 21.0" (12U) or 28.0" (16U)
- Heavy duty construction, 14 gauge steel
- Recommended maximum weight (RRTT1928 tested) - 350 pounds (159 kg)
- Supplied unassembled (four pieces), shipped in a flat pack container for handling ease & protection
- Includes all hardware and four rubber feet
- Rugged powder paint, textured black finish

Part Number	Panel Height		Overall Dimensions			Weight
	Inches	Units	Height (A)	Width	Base Depth	
RRTT1921BK1	21.0	12U	24.0" (610 mm)	20.375" (518 mm)	12.0" (305 mm)	19# (8.6 kg)
RRTT1928BK1	28.0	16U	31.0" (787 mm)	20.375" (518 mm)	12.0" (305 mm)	21# (9.5 kg)

UNIVERSAL ACCESSORIES

- Rack panels [Page 90](#)
- Ventilated rack panels [Page 92](#)
- Panel mount doors & chassis [Page 94](#)
- Shelves & slides [Page 95](#)
- Drawers [Page 101](#)
- Cable management [Page 102](#)
- Rack mount outlet strips [Page 110](#)
- Hardware [Page 127](#)
- Visit our web site for our most [recent accessories](#)

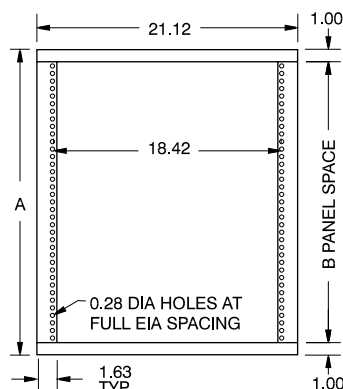


Wall Mount Racks

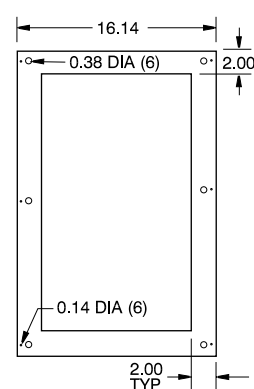


Fixed Frame (1459 Series)

Wall Mount



Front View



Side View

FEATURES

- Rails are fixed front, punched for 10-32 clip nuts with full EIA spacing (5/8 - 5/8 - 1/2 inch)
- Welded, 16-gauge steel, economy 19" wall mount or can be used table top (with rear open)
- Includes rubber feet and 10-32 clip nuts
- Removable top and bottom panels are included with the frame (shipped assembled)
- Rear has keyholes for easy wall mounting
- Recommended maximum weight (1459MB tested) - 800 pounds...
- Rugged powder paint finish

Part Number			Panel Height		Overall Dimensions		
Beige Textured	ASA61 Grey Smooth	Black Textured	Inches	Units	Height	Width	Depth
1459FCG1	1459FGY2	1459FBK1	22.75	13	24.7	21.12	16.14
1459JCG1	1459JGY2	1459JBK1	33.25	19	35.2	21.12	16.14
1459MCG1	1459MGY2	1459MBK1	47.25	27	49.2	21.12	16.14

UNIVERSAL ACCESSORIES

- Rack panels [Page 90](#)
- Ventilated rack panels [Page 92](#)
- Panel mount doors & chassis [Page 94](#)
- Shelves & slides [Page 95](#)
- Drawers [Page 101](#)
- Cable management [Page 102](#)
- Cooling [Page 105](#)
- Rack mount outlet strips [Page 110](#)
- Hardware [Page 127](#)
- Visit our web site for our most [recent accessories](#)



Side Panels

Part Number			Use With Frame
Beige Textured	ASA61 Grey Smooth	Black Textured	
1459FQCG1	1459FQGY2	1459FQBK1	1459F
1459JQCG1	1459JQGY2	1459JQBK1	1459J
1459MQCG1	1459MQGY2	1459MQBK1	1459M

Bracket - Side Hinged (HPB & APB Series)

FIXED DEPTH

FEATURES

- Economical bracket rack for 19" rack mount
- Full EIA hole centers (5/8 - 5/8 - 1/2 inch spacing)
- Hinged on one side
- Quantity 3 - 1 1/8" diameter knockouts on the rear
- 6" deep
- Rear has key holes for ease of wall mounting
- Includes quantity 8, 10-32 clip nuts and screws
- 16 gauge formed steel
- Weight load tested (HPB19005) to 100 pounds
- Rugged textured black powder paint finish.




Part Number	Panel Height	
	Inches	Units
HPB19003BK1	3.50	2
HPB19005BK1	5.25	3
HPB19007BK1	7.00	4

Wall Mount

ADJUSTABLE DEPTH

FEATURES

- Adjustable depth bracket rack for 19" rack mount
- Full EIA hole centers (5/8 - 5/8 - 1/2 inch spacing)
- Double hinged (one on each side) to allow access to deep equipment
- Quantity 3 - 1 1/8" knockouts on the rear
- Adjustable depth from 12 to 18"
- Rear has key holes for ease of wall mounting
- Multiple slots for cable ties (4 rubber wall spacers included)
- Includes quantity 8, 10-32 clip nuts and screws
- 16 gauge formed steel
- Weight load tested (APB19007) to 70 pounds
- Rugged textured black powder paint finish.



Part Number	Panel Height	
	Inches	Units
APB19007BK1	7.00	4
APB19014BK1	14.00	8

UNIVERSAL ACCESSORIES

- Rack panels [Page 90](#)
- Ventilated rack panels [Page 92](#)
- Panel mount doors & chassis [Page 94](#)
- Shelves & slides [Page 95](#)
- Drawers [Page 101](#)
- Cable management [Page 102](#)
- Rack mount outlet strips [Page 110](#)
- Hardware [Page 127](#)
- Visit our web site for our most [recent accessories](#)

EUROPE

Basingstoke, UK 01256 812812

AUSTRALIA

Queenstown SA, Australia 61-8-8240-2244



CANADA

Guelph, Ontario (519) 822-2960
St. Laurent, Quebec (514) 343-9010

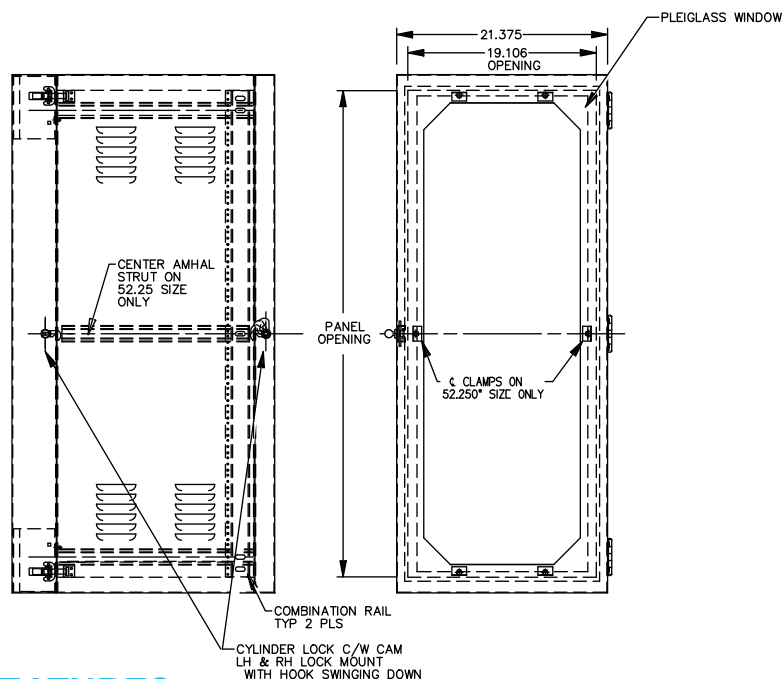
USA

Cheektowaga, NY (716) 630-7030



Swing Out - Enclosed (SWC Series)

Wall Mount



FEATURES

- Standard 19" rack panel width mounting
- 3 hinged sections with quick release latches
- Includes one pair of infinitely adjustable - combination rack mount rails, on E.I.A. universal spacing (5/8 - 5/8 - 1/2 inch) drilled & tapped for 10-32 screws
- Choice of two depths - 11 or 20 inch deep center section (17.5 or 26.5 overall)
- Ventilated center section
- Lockable, smoked plexi front door (reversible by moving three hinges on enclosure)
- Lockable, rear wall mount section with keyhole wall mounting
- Cable access knockouts top and bottom
- Heavy duty construction, 14 gauge steel
- 100 lb. weight load capacity
- Powder paint textured black finish.

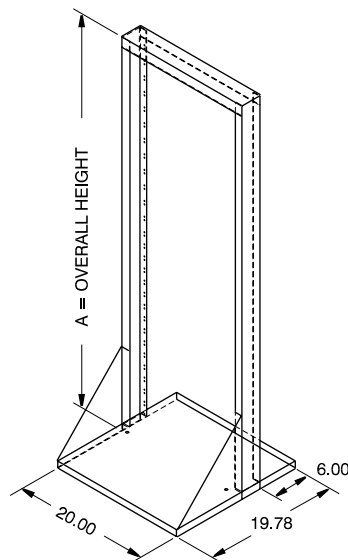

Part Number	Depth (Inches)			Panel Height		Overall Dimensions (Inches)		
	Front Door	Center Section	Rear Door	Inches	Units	Height	Width	Base Depth
SWC192211BK1	4.5	11	2	22.75	13	26	21.38	17.63
SWC193511BK1	4.5	11	2	35.00	20	38.25	21.38	17.63
SWC194911BK1	4.5	11	2	49.00	28	52.25	21.38	17.63
SWC192220BK1	4.5	20	2	22.75	13	26	21.38	26.63
SWC193520BK1	4.5	20	2	35.00	20	38.25	21.38	26.63
SWC194920BK1	4.5	20	2	49.00	28	52.25	21.38	26.63

UNIVERSAL ACCESSORIES

- Rack panels [Page 90](#)
- Ventilated rack panels [Page 92](#)
- Panel mount doors & chassis [Page 94](#)
- Shelves & slides [Page 95](#)
- Drawers [Page 101](#)
- Cable management [Page 102](#)
- Cooling [Page 105](#)
- Rack mount outlet strips [Page 110](#)
- Hardware [Page 127](#)

Relay Racks

Light Duty - Welded (DNRR Series)



FEATURES

- Suitable for many 19" rack mount applications, providing complete access to equipment
- Nothing to assemble
- 12-gauge steel base & upright channel - welded construction
- Provides an economical option to an enclosed rack
- Engineered for use as a solid, single, freestanding unit
- Choice of 5 popular heights
- Front flange (ONLY) drilled & tapped rails, 10-32, universal EIA spacing (5/8 - 5/8 -1/2 inch)
- Weight load tested (DNRR84LDW) to 840 pounds
- Base is punched to accept four casters (Part number 1425B, 1425BM or 1425BH) - see page 121
- Tough textured black powder finish paint


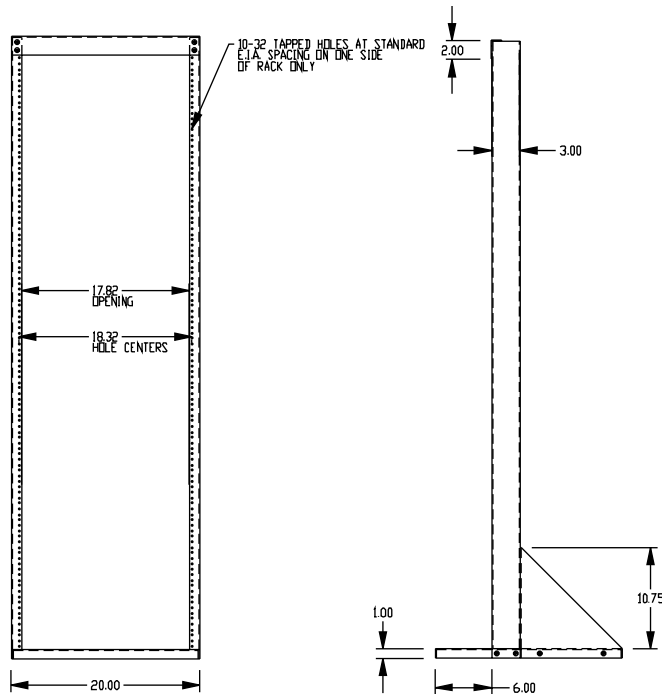
Tapped - Front Flange Only

Part Number	Panel Height		Overall Height (Inches)	Panel Width (Inches)	Hole Thread
	Inches	Units			
DNRR42LDW	42	24	44.6	19	10-32
DNRR63LDW	63	36	65.6	19	10-32
DNRR70LDW	70	40	72.6	19	10-32
DNRR77LDW	77	44	79.6	19	10-32
DNRR84LDW	84	48	86.6	19	10-32

UNIVERSAL ACCESSORIES

- Rack panels [Page 90](#)
- Ventilated rack panels [Page 92](#)
- Panel mount doors & chassis [Page 94](#)
- Shelves & slides [Page 95](#)
- Drawers [Page 101](#)
- Cable management [Page 102](#)
- Rack mount outlet strips [Page 110](#)
- Hardware [Page 127](#)
- Visit our web site for our most [recent accessories](#)

Light Duty - Knockdown (DNRR Series)



FEATURES

- Suitable for many 19" rack mount applications, providing complete access to equipment
- Easy to assemble
- Knockdown rack is shipped in a flat pack container for easy handling and shipping protection
- 12-gauge steel base & upright channel
- Provides an economical option to an enclosed rack
- Engineered for use as a solid, single, freestanding unit
- Choice of 5 popular heights
- Front flange (ONLY) drilled & tapped rails, 10-32, universal EIA spacing (5/8 - 5/8 - 1/2 inch)
- Weight load tested (DNRR1984LDK) to 800 pounds
- Base is punched to accept four casters (Part number 1425B, 1425BM or 1425BH) - see page 121
- Tough textured black powder finish paint

Tapped - Front Flange Only

Part Number	Panel Height		Overall Height (Inches)	Panel Width (Inches)	Hole Thread
	Inches	Units			
DNRR1942LDK	42	24	45	19	10-32
DNRR1963LDK	63	36	66	19	10-32
DNRR1970LDK	70	40	73	19	10-32
DNRR1977LDK	77	44	80	19	10-32
DNRR1984LDK	84	48	87	19	10-32

UNIVERSAL ACCESSORIES

- Rack panels [Page 90](#)
- Ventilated rack panels [Page 92](#)
- Panel mount doors & chassis [Page 94](#)
- Shelves & slides [Page 95](#)
- Drawers [Page 101](#)
- Cable management [Page 102](#)
- Rack mount outlet strips [Page 110](#)
- Hardware [Page 127](#)
- Visit our web site for our most [recent accessories](#)

EUROPE

Basingstoke, UK 01256 812812

AUSTRALIA

Queenstown SA, Australia 61-8-8240-2244



CANADA

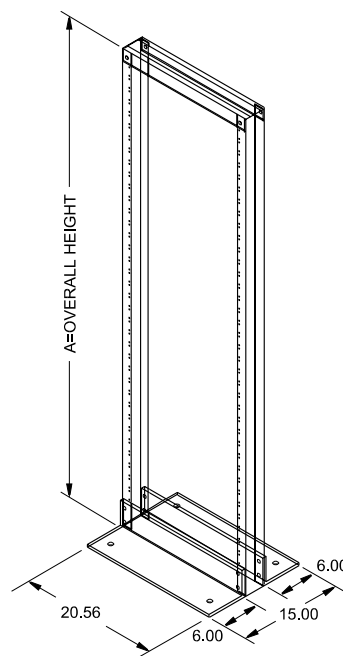
Guelph, Ontario (519) 822-2960
St. Laurent, Quebec (514) 343-9010

USA

Cheektowaga, NY (716) 630-7030



Heavy Duty - Welded (DNRR Series)



FEATURES

- Suitable for many 19" or 23" rack mount applications, providing complete access to equipment
- Nothing to assemble
- 10-gauge steel - welded construction
- Provides an economical option to an enclosed rack
- Engineered for use as a solid, single, freestanding unit
- Choice of front flange or both flanges - drilled & tapped
- Universal EIA hole spacing (5/8 - 5/8 - 1/2 inch)
- Weight load tested (DNRR84HDW) to 1,530 pounds
- Tough textured black powder finish paint

Tapped - Front Flange Only

Part Number	Panel Height		Overall Height (Inches)	Panel Width (Inches)	Hole Thread
	Inches	Units			
DNRR42HDW	42	24	48.13	19	10-32
DNRR63HDW	63	36	69.13	19	10-32
DNRR70HDW	70	40	76.13	19	10-32
DNRR77HDW	77	44	83.13	19	10-32
DNRR84HDW	84	48	90.13	19	10-32

Tapped - Front & Rear Flange

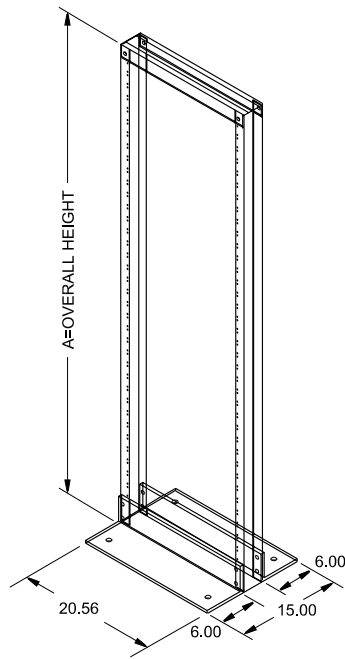
Part Number	Panel Height		Overall Height (Inches)	Panel Width (Inches)	Hole Thread
	Inches	Units			
DNRR77HDWB	77	44	83.13	19	10-32
DNRR84HDWB	84	48	90.13	19	10-32
DNRR2377HDWB	77	44	83.13	23	12-24
DNRR2384HDWB	84	48	90.13	23	12-24

UNIVERSAL ACCESSORIES

- Rack panels [Page 90](#)
- Ventilated rack panels [Page 92](#)
- Panel mount doors & chassis [Page 94](#)
- Shelves & slides [Page 95](#)
- Drawers [Page 101](#)

- Cable management [Page 102](#)
- Rack mount outlet strips [Page 110](#)
- Hardware [Page 127](#)
- Visit our web site for our most [recent accessories](#)

Heavy Duty - Knockdown (DNRR Series)



Relay

FEATURES

- Suitable for many 19" rack mount applications, providing complete access to equipment
- Easy to assemble
- Knockdown rack is shipped in a flat pack container for easy handling and shipping protection
- 10-gauge steel
- Provides an economical option to an enclosed rack
- Engineered for use as a solid, single, freestanding unit
- Choice of 4 popular heights
- Both front & rear flange drilled & tapped, 10-32, universal EIA spacing (5/8 - 5/8 - 1/2 inch)
- Weight load tested (DNRR84HDKB) to 1,200 pounds
- Tough textured black powder finish paint

Tapped - Front & Rear Flange

Part Number	Panel Height		Overall Height (Inches)	Panel Width (Inches)	Hole Thread
	Inches	Units			
DNRR63HDKB	63	36	69.13	19	10-32
DNRR70HDKB	70	40	76.13	19	10-32
DNRR77HDKB	77	44	83.13	19	10-32
DNRR84HDKB	84	48	90.13	19	10-32

UNIVERSAL ACCESSORIES

- Rack panels [Page 90](#)
- Ventilated rack panels [Page 92](#)
- Panel mount doors & chassis [Page 94](#)
- Shelves & slides [Page 95](#)
- Drawers [Page 101](#)
- Cable management [Page 102](#)
- Rack mount outlet strips [Page 110](#)
- Hardware [Page 127](#)
- Exclusive to this series [Next Page](#)
- Visit our web site for our most [recent accessories](#)

EUROPE

Basingstoke, UK 01256 812812

AUSTRALIA

Queenstown SA, Australia 61-8-8240-2244



CANADA

Guelph, Ontario (519) 822-2960
St. Laurent, Quebec (514) 343-9010

USA

Cheektowaga, NY (716) 630-7030



Heavy Duty - Accessories

HEAVY DUTY DOLLY



- For use only with “heavy duty” relay racks (pages 16 & 17)
- 10 gauge folded and welded steel
- Rack mounting holes are offset to counter act equipment weight on rear of rack (ie..dolly is photographed from the rear)
- Complete with quantity four - 2” diameter casters
- Caster manufacturer’s specified capacity of 600 lbs.
- Finished in textured black powder paint


Part Number	Wheel Diameter	Capacity
1424T	2 Inches	600 lbs.

GANGING KIT



- For use only with “Heavy Duty Welded” relay racks
- Kit contains enough hardware to join two relay racks
- Used to join relay racks side by side
- No drilling required
- Connects through supplied 6 holes (2 in top, middle & bottom) of frame
- Part Number **RRALJK**

VERTICAL WIRE MANAGER



- For use only with “heavy duty” & aluminum relay racks
- Used to organize bundles of connecting wire
- Manufactured in 16 Ga. steel
- Mounts to either side of open relay rack (includes mounting hardware)
- Front of units include a hinged door secured with magnets
- Finished in rugged black textured powder paint
- Two units shown here, with a heavy duty - open relay rack
- Can be used with top wire management accessories on the next page (except aluminum relay racks)

Part Number	Panel Height	
	Inches	Units
RRCM44UD	77	44
RRCM48UD	84	48

TOP WIRE MANAGEMENT

- For use only with “heavy duty” relay racks
- 16 gauge steel construction
- Usable with an infinite combination and number of ganged or single relay racks
- Top of cable manager contains square knockouts (one shown knocked out in photo below) for use with optional chimneys
- Hinged access door with magnetic catches to keep wires neat and easy access
- Use either joining kits or end panels (see below) in any combination to fit your needs
- Finished in textured black powder paint



Top Horizontal Manager

Part Number	Description	Application		
		Number of Relay Racks Used	Number of Vertical Managers Used	Location of Vertical Managers
RR19TMS	1 Rack-Single 26.5" Long	1	1	Left or Right
RR19TMD	1 Rack-Double 32.5" Long	1	2	Left and Right
RR19TMDD	2 Rack-Double 53" Long	2	2	Left and Right, No Center
RR19TMDT	2 Rack-Triple 59" Long	2	3	Left, Right and Center

Chimney

- For use only with “heavy duty” relay racks & top manager
- 16 gauge steel construction
- Mounts to square knockouts in top manager
- For routing wire bundles up & out of the top manager (above) - through the ceiling
- Finished in textured black powder paint

Part Number	Height
RRCH20	20"
RRCH24	24"
RRCH30	30"



End Plates & Joining Kit

- For use only with “heavy duty” relay racks & top manager
- 16 gauge steel construction
- Mounts to ends of top manager (above)
- Use end plates to close the ends of top managers
- Use the joining kit to join multiple top managers
- Finished in textured black powder paint



End Plates



Joining Kit

Part Number	Description
RRTMEP	End Plate (Pair)
RRTMJK	Joining Kit

EUROPE

Basingstoke, UK 01256 812812

AUSTRALIA

Queenstown SA, Australia 61-8-8240-2244



CANADA

Guelph, Ontario (519) 822-2960
St. Laurent, Quebec (514) 343-9010

USA

Cheektowaga, NY (716) 630-7030



Heavy Duty - Accessories

HEAVY DUTY SHELF - DUAL CHANNEL MOUNT

- For use only with relay racks (DNRR series) - tapped front & rear
- Permits front and rear access to modems on open relay racks
- Side brackets allow mounting to either 3" OR 8" deep channel (see photos)
- The vented unit is shown assembled for 8" deep channel, the unvented unit is shown assembled for 3" deep channel
- Uses 5.25" (3U) of vertical panel space
- Choice of 19" or 24" deep (19" deep shown)
- The vented version provides a sturdy shelf without obstructing upward heat movement
- 14-gauge steel construction with a rugged black powder paint finish
- Weight load tested (DNRMU2324BK1) to 300 pounds
- Requires mounting hardware



Unvented

Part Number	Width (Inches)	Depth (Inches)
DNRMU19BK1	19	19
DNRMU1924BK1	19	24
DNRMU23BK1	23	19
DNRMU2324BK1	23	24



Vented

Part Number	Width (Inches)	Depth (Inches)
DNRMV19BK1	19	19
DNRMV1924BK1	19	24
DNRMV23BK1	23	19
DNRMV2324BK1	23	24

MONITOR SHELF - DUAL CHANNEL MOUNT


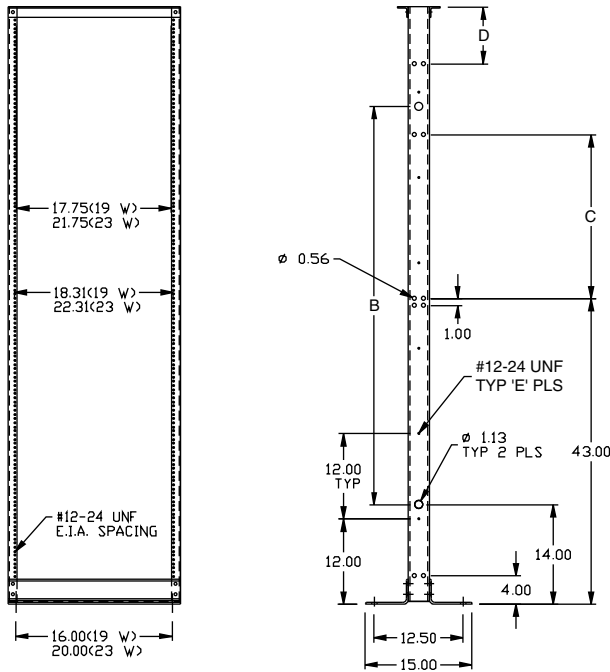


- For use only with relay racks (DNRR series) - tapped front & rear
- Mounts to panel rails using 5.25" (3U) of vertical panel space
- Side brackets allow mounting to either 3" OR 8" deep channel. Unit in photo is shown assembled for 3" deep channel
- Uses 5.25" (3U) of vertical panel space
- Overall 19" deep
- Front & rear lip to reduce chance of monitor being pushed off of shelf
- Available in either 19" or 23" rack panel width
- Includes an accessory compartment welded to the front, bottom of the shelf
- 14 Ga. steel construction
- Finished in rugged black textured powder paint
- Weight load tested (DNRMM23BK1) to 300 pounds
- Requires mounting hardware

Part Number	Width (Inches)	Depth (Inches)
DNRMM19BK1	19	19
DNRMM23BK1	23	19

DON'T FORGET TO CHECK OUT OUR UNIVERSAL
ACCESSORY SECTION FOR PANEL MOUNT SHELVES
PAGE 95

Aluminum - Knockdown (RRAL Series)



FEATURES

- Suitable for many 19" or 23" rack mount applications, providing complete access to equipment
- Lightweight aluminum
- Knockdown rack is shipped in a flat pack container for easy handling and shipping protection
- Choice of 19" or 23" panel width
- Easy assembly - only 12 bolts
- Front & rear flange is drilled and tapped (12-24), universal EIA spacing (5/8 - 5/8 - 1/2 inch)
- Includes quantity 30, 12-24 x 5/8" pan head screws
- For use as a single, free standing unit for support of standard 19" (or 23") rack mount devices
- Compatible with most other manufacturers for joining
- Weight load tested (RRAL1984) to 850 pounds
- Available either unfinished (shown) or black textured powder paint

Tapped - Front & Rear Flange

Part Number		Panel Width (Inches)	Panel Height		Overall Dimensions (Inches)		Rail Hole Thread	Hole Locations			
Unfinished	Black Textured		Inches	Units	Width	Height		B	C	D	E
RRAL1948	RRAL1948BK	19	42	24	20.25	48	12-24	-	-	-	3
RRAL1972	RRAL1972BK	19	66.5	38	20.25	72	12-24	56	23	-	5
RRAL1984	RRAL1984BK	19	78.75	45	20.25	84	12-24	56	23	8	6
RRAL2348	RRAL2348BK	23	42	24	24.25	48	12-24	-	-	-	3
RRAL2372	RRAL2372BK	23	66.5	38	24.25	72	12-24	56	23	-	5
RRAL2384	RRAL2384BK	23	78.75	45	24.25	84	12-24	56	23	8	6

UNIVERSAL ACCESSORIES

- Rack Panels [Page 90](#)
- Ventilated rack panels [Page 92](#)
- Panel mount doors & chassis [Page 94](#)
- Shelves & slides [Page 95](#)
- Drawers [Page 101](#)
- Cable management [Page 102](#)
- Rack mount outlet strips [Page 110](#)
- Hardware [Page 127](#)
- Exclusive to this series [Next Page](#)
- Visit our web site for our most [recent accessories](#)

EUROPE

Basingstoke, UK 01256 812812

AUSTRALIA

Queenstown SA, Australia 61-8-8240-2244



CANADA

Guelph, Ontario (519) 822-2960
St. Laurent, Quebec (514) 343-9010

USA

Cheektowaga, NY (716) 630-7030



Aluminum K.D. - Accessories


GANGING KIT



- For use only with “Aluminum” relay racks
- Kit contains enough hardware to join two relay racks
- Used to join relay racks side by side
- No drilling required
- Connects through supplied 6 holes (2 in top, middle & bottom) of frame
- Part Number **RRALJK**

VERTICAL CABLE ORGANIZERS

Relay




- For use only with “Aluminum” relay racks
- Used to organize large bundles of connecting wires
- Manufactured in 16 Ga. steel
- Mounts to either side of open relay rack
- Finished in rugged black textured powder paint
- Two units shown here (left photo), mounted on a black painted aluminum relay rack

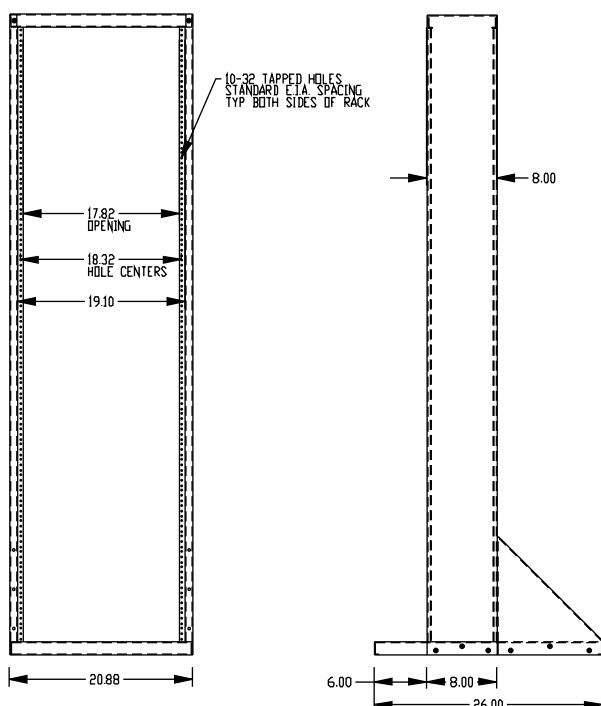
Part Number	Use	Rack Height
RRCMS48	Single Side	48"
RRCMS72	Single Side	72"
RRCMS84	Single Side	84"
RRCMD84	Both Sides	84"

- For use only with “heavy duty” & aluminum relay racks
- Used to organize bundles of connecting wire
- Manufactured in 16 Ga. steel
- Mounts to either side of open relay rack (includes mounting hardware)
- Front of units include a hinged door secured with magnets
- Finished in rugged black textured powder paint
- Two units shown here (right photo), mounted on a black painted aluminum relay rack

Part Number	Panel Height	
	Inches	Units
RRCM44UD	77	44
RRCM48UD	84	48



Deep Channel - Knockdown (DNRR Series)



Relay

FEATURES

- Suitable for many 19" rack mount applications, providing complete access to equipment
- Easy to assemble
- Knockdown rack is shipped in a flat pack container for easy handling and shipping protection
- 12-gauge steel base & 14 gauge steel upright deep channel (8" deep)
- Provides an economical option to an enclosed rack
- Engineered for use as a solid, single, freestanding unit
- Choice of 3 popular heights
- Front & rear flange of deep channel drilled & tapped, 10-32, universal EIA spacing (5/8 - 5/8 - 1/2 inch)
- Weight load tested (DNRR1977DCK) to 1,200 pounds
- Base is punched to accept four casters (Part number 1425B, 1425BM or 1425BH) - see page 121
- Tough textured black powder finish paint

Tapped - Front & Rear Flange

Part Number	Panel Height		Overall Height (Inches)	Panel Width (Inches)	Hole Thread
	Inches	Units			
DNRR1942DCK	42	24	45.13	19	10-32
DNRR1970DCK	70	40	73.13	19	10-32
DNRR1977DCK	77	44	80.13	19	10-32

UNIVERSAL ACCESSORIES

- Rack Panels [Page 90](#)
- Ventilated rack panels [Page 92](#)
- Panel mount doors & chassis [Page 94](#)
- Shelves & slides [Page 95](#)
- Drawers [Page 101](#)
- Cable management [Page 102](#)
- Rack mount outlet strips [Page 110](#)
- Hardware [Page 127](#)
- Exclusive to this series [Next Page](#)
- Visit our web site for our most [recent accessories](#)

EUROPE

Basingstoke, UK 01256 812812

AUSTRALIA

Queenstown SA, Australia 61-8-8240-2244



CANADA

Guelph, Ontario (519) 822-2960
St. Laurent, Quebec (514) 343-9010

USA

Cheektowaga, NY (716) 630-7030



Aluminum K.D. & Deep Channel - Accessories

HEAVY DUTY SHELF - DUAL CHANNEL MOUNT

- For use only with relay racks (DNRR series) - tapped front & rear
- Permits front and rear access to modems on open relay racks
- Side brackets allow mounting to either 3" OR 8" deep channel (see photos)
- The vented unit is shown assembled for 8" deep channel, the unvented unit is shown assembled for 3" deep channel
- Uses 5.25" (3U) of vertical panel space
- Choice of 19" or 24" deep (19" deep shown)
- The vented version provides a sturdy shelf without obstructing upward heat movement
- 14-gauge steel construction with a rugged black powder paint finish
- Weight load tested (DNRMU2324BK1) to 300 pounds
- Requires mounting hardware



Unvented

Part Number	Width (Inches)	Depth (Inches)
DNRMU19BK1	19	19
DNRMU1924BK1	19	24
DNRMU23BK1	23	19
DNRMU2324BK1	23	24



Vented

Part Number	Width (Inches)	Depth (Inches)
DNRMV19BK1	19	19
DNRMV1924BK1	19	24
DNRMV23BK1	23	19
DNRMV2324BK1	23	24

MONITOR SHELF - DUAL CHANNEL MOUNT



- For use only with relay racks (DNRR series) - tapped front & rear
- Mounts to panel rails using 5.25" (3U) of vertical panel space
- Side brackets allow mounting to either 3" OR 8" deep channel. Unit in photo is shown assembled for 3" deep channel
- Uses 5.25" (3U) of vertical panel space
- Overall 19" deep
- Front & rear lip to reduce chance of monitor being pushed off of shelf
- Available in either 19" or 23" rack panel width
- Includes an accessory compartment welded to the front, bottom of the shelf
- 14 Ga. steel construction
- Finished in rugged black textured powder paint
- Weight load tested (DNRMM23BK1) to 300 pounds
- Requires mounting hardware

Part Number	Width (Inches)	Depth (Inches)
DNRMM19BK1	19	19
DNRMM23BK1	23	19

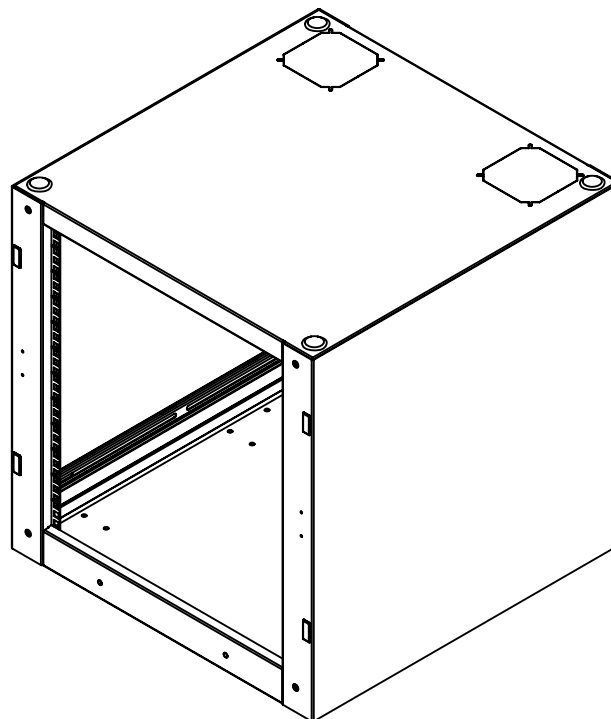

DON'T FORGET TO CHECK OUT OUR UNIVERSAL
ACCESSORY SECTION FOR PANEL MOUNT SHELVES
PAGE 95



Knockdown Rack Cabinets



SOHO Rack Cabinet (RCSC Series)



[For complete drawing information link here to our website covering this series.](#)

FEATURES

- Perfect for SOHO (Small Office, Home Office) applications for servers, storage & networking.
- Supplied unassembled (four cabinet pieces & four rails), requires only a phillips screwdriver to assemble.
- Simple assembly using one bolt in each corner to lock the sides to the top and bottom (hardware included) - see assembly instructions.
- Shipped in a flat pack container for handling ease & protection (see photo below).
- Heavy duty construction, 16-gauge steel, 19" rack mount cabinet.
- Choice of two panel heights 21" (12U) or 42" (24U) panel height.
- The 21" 12U version is 25" high overall (no casters) and is designed to fit under most desks.
- Expandable in the future - easily stacks and/or gangs to other RCSC units (see accessories). Requires baying kit (RCSCBAY) to lock cabinets together.
- Panel rails are custom made, 14 gauge steel - infinitely adjustable (front to back), square hole punched for cage-nuts to full EIA hole centers (5/8 - 5/8 - 1/2 inch spacing), painted with smooth black powder paint.
- Includes two pairs of panel rails (for rear support of heavier equipment), a starter pack of (50) 10-32 cagenuts & matching 1421ABK black screws.
- Overall width of 24" (610 mm) provides ample space for most cabling requirements.
- Generous cable-entry "punch-outs" with gasket strip material included.
- Optional doors (three versions available), fans and casters (see accessories).
- Perforated door suggested for most server applications. Perforated doors meet server manufacturer Free-Air-Ratio (FAR) requirements of 65%.
- Front & back lip is .75" (19.1 mm) so usable depth is reduced by 1.5" (38.1 mm).
- Recommended maximum weight - 1,500 pounds (682 kg).
- Rugged textured black powder paint finish.

SOHO Rack Cabinet (RCSC Series)

24.5" (622 mm) Deep
Usable Mounting Depth = 23" (584 mm)

Part Number	Panel Height		Overall Dimensions			Weight
	Inches	Units	Height (No Casters)	Width	Depth	
RCSC1902124BK1	21.00	12U	25.28" (642 mm)	24.0" (610 mm)	24.5" (622 mm)	86# (39.1 kg)
RCSC1904224BK1	42.00	24U	46.28" (1,176 mm)	24.0" (610 mm)	24.5" (622 mm)	120# (54.5 kg)

31.5" (800 mm) Deep
Usable Mounting Depth = 30.0" (762 mm)

Part Number	Panel Height		Overall Dimensions			Weight
	Inches	Units	Height (No Casters)	Width	Depth	
RCSC1902131BK1	21.00	12U	25.28" (642 mm)	24.0" (610 mm)	31.5" (800 mm)	100# (45.5 kg)
RCSC1904231BK1	42.00	24U	46.28" (1,176 mm)	24.0" (610 mm)	31.5" (800 mm)	145# (65.9 kg)

36" (914 mm) Deep - Extended Rear Cable Space Version
Usable Mounting Depth = 30.0" (762 mm)

Part Number	Panel Height		Overall Dimensions			Weight
	Inches	Units	Height (No Casters)	Width	Depth	
RCSC1902136BK1	21.00	12U	25.28" (642 mm)	24.0" (610 mm)	36.0" (914 mm)	110# (50.0 kg)
RCSC1904236BK1	42.00	24U	46.28" (1,176 mm)	24.0" (610 mm)	36.0" (914 mm)	135# (61.4 kg)

RCSC SERIES ACCESSORIES

Locking Doors

- Doors are available in three versions. Perforated (to meet server manufacturer Free-Air-Ratio (FAR) requirements of 65%), solid and vented versions.
- Doors can be added later even if rack is fully loaded - as mounting uses a unique "snap-in" secure hinge mount from the outside.
- Rack assembly screws are behind the door for complete security.
- 16-gauge steel construction.
- Front & back of "RCSC" rack cabinet is pre-punched to accept these doors. Includes mounting hardware.
- Mounts either right or left hand hinge (door & cabinet are symmetrical).
- Includes installed lock and two keys
- Finished in rugged textured black powder paint.

Part Number	Description
RCSC19021PDBK1	12U Perforated Door & lock
RCSC19021SDBK1	12U Solid Door & lock
RCSC19021VDBK1	12U Vented Door & lock
RCSC19042PDBK1	24U Perforated Door & lock
RCSC19042SDBK1	24U Solid Door & lock
RCSC19042VDBK1	24U Vented Door & lock

Casters (Sold in sets of four)

Part Number	Rated Weight Load	Description
1425P	400# (182 kg)	Light Duty (stem mount)
1425BH	1,050# (477 kg)	Heavy Duty (four bolt mount)

RSRC Option Kits

Part Number	Description
RCSCATIP	Anti-Tip brackets - mount to front (or back) of unit
RCSCBAY	Required to connect two RCSC units together - allows units to be stacked vertically or ganged horizontally.
RCSCFAN	2 (two) 115 VAC fan kit with power cord

UNIVERSAL ACCESSORIES

- Rack panels [Page 90](#)
- Ventilated rack panels [Page 92](#)
- Panel mount doors & chassis [Page 94](#)
- Shelves & slides [Page 95](#)
- Drawers [Page 101](#)
- Cable management [Page 102](#)
- Cooling & ventilating [Page 105](#)
- Rack mount outlet strips [Page 110](#)
- Hardware [Page 127](#)
- Visit our web site for our most [recent accessories](#)

EUROPE

Basingstoke, UK 01256 812812

AUSTRALIA

Queenstown SA, Australia 61-8-8240-2244



CANADA

Guelph, Ontario (519) 822-2960
St. Laurent, Quebec (514) 343-9010

USA


Cheektowaga, NY (716) 630-7030



Rack Cabinet (REFK Series)




Includes two pair of heavy duty, 10-gauge steel, zinc plated rails, drilled & tapped for 10-32 screws



Infinitely adjustable panel rails (front to back) on welded amhal struts



Strong by design, using interlocking tops, bottoms & sides.



Rear opening with gland plate for easy wire access

FEATURES

- Standard 19" panel width - 21.34" (542 mm) overall width.
- Choice of three available depths: 17.5" (444 mm), 24.5" (622 mm) or 31.5" (800 mm) overall - see tables for usable depth information.
- Knockdown rack unit is shipped in a flat pack container for easy handling and shipping protection.
- Heavy duty 16-gauge solid steel top, bottom and sides.
- Four heavy duty, 10-gauge, zinc plated steel, drilled & tapped 10-32 vertical combination rails on EIA universal spacing (5/8 - 5/8 - 1/2 inch) included.
- Rails are infinitely adjustable (front to back) on horizontal amhal struts welded to the sides of the rack.
- Simple assembly using one bolt in each corner to lock the sides to the top and bottom.
- Removable gland plate on rear bottom - over 10" (254 mm) long x 1.5" (38 mm) high.
- Four oversized, adjustable, nylon based levelling feet and all hardware included.
- Recommended maximum weight (REFK1907731 tested) - 1,000 pounds (455 kg).
- Finished with a rugged powder paint.
- Stocked in Black & Light Gray (RAL7035).

Shipped in a flat pack container for handling ease & protection...

Perfect for tight access areas or one person installations...

Rack is knocked down into 5 easy to handle parts (ie...two sides, top, bottom and a pack of 4 panel rails)...



Knockdown

Easy Assembly...



5

Mount both pairs of tapped panel rails and YOU'RE DONE!



4

Slide top into sides, lock together with 8 corner screws...



3

Slide both sides into base...



2

Screw levelling feet into base...



1

Unpack from flat shipping container...

Knockdown

Heavy-Duty Construction!

EUROPE

Basingstoke, UK 01256 812812

AUSTRALIA

Queenstown SA, Australia 61-8-8240-2244



CANADA



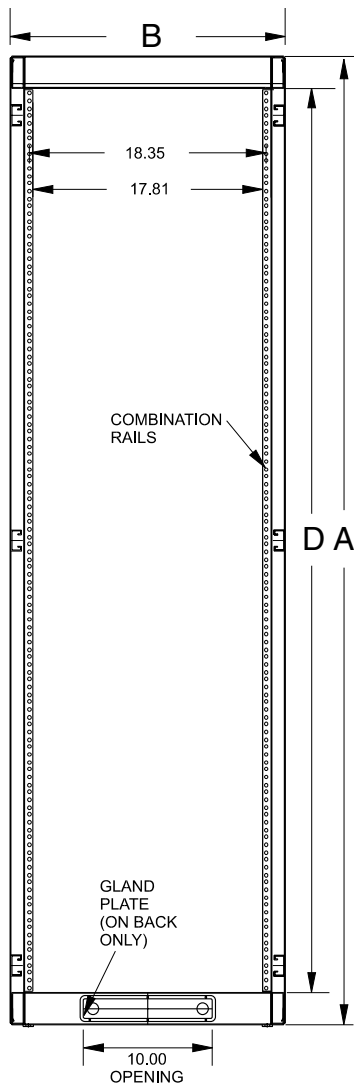
Guelph, Ontario (519) 822-2960
St. Laurent, Quebec (514) 343-9010

USA

Cheektowaga, NY (716) 630-7030



Rack Cabinet (REFK Series)



[For complete drawing information link here to our website covering this series.](#)

Knockdown

Rack Cabinet (REFK Series)

17.5" (444 mm) Deep

Usable depth = 16.5" (419 mm) without doors, 16" (406 mm) with doors

Part Number		Panel Height		Overall Dimensions			Weight
Black Textured	Light Gray Textured	Inches	Units	Height (A)	Width (B)	Panel Opening (D)	
REFK1903517BK1	REFK1903517LG1	35"	20U	40.19" (1,021 mm)	21.34" (542 mm)	35.19" (894 mm)	90# (41.0 kg)
REFK1904217BK1	REFK1904217LG1	42"	24U	47.19" (1,199 mm)	21.34" (542 mm)	42.19" (1,072 mm)	104# (47.3 kg)
REFK1904917BK1	REFK1904917LG1	49"	28U	54.19" (1,376 mm)	21.34" (542 mm)	49.19" (1,249 mm)	112# (50.9 kg)
REFK1905617BK1	REFK1905617LG1	56"	32U	61.19" (1,554 mm)	21.34" (542 mm)	56.19" (1,427 mm)	123# (55.9 kg)
REFK1906317BK1	REFK1906317LG1	63"	36U	68.19" (1,732 mm)	21.34" (542 mm)	63.19" (1,601 mm)	134# (60.9 kg)
REFK1907017BK1	REFK1907017LG1	70"	40U	75.19" (1,910 mm)	21.34" (542 mm)	70.19" (1,783 mm)	144# (65.5 kg)
REFK1907717BK1	REFK1907717LG1	77"	44U	82.19" (2,088 mm)	21.34" (542 mm)	77.19" (1,961 mm)	154# (70.0 kg)

24.5" (622 mm) Deep

Usable depth of 23.5" (597 mm) without doors, 23" (584 mm) with doors

Part Number		Panel Height		Overall Dimensions			Weight
Black Textured	Light Gray Textured	Inches	Units	Height (A)	Width (B)	Panel Opening (D)	
REFK1903524BK1	REFK1903524LG1	35"	20U	40.19" (1,021 mm)	21.34" (542 mm)	35.19" (894 mm)	116# (52.7 kg)
REFK1904224BK1	REFK1904224LG1	42"	24U	47.19" (1,199 mm)	21.34" (542 mm)	42.19" (1,072 mm)	124# (56.4 kg)
REFK1904924BK1	REFK1904924LG1	49"	28U	54.19" (1,376 mm)	21.34" (542 mm)	49.19" (1,249 mm)	140# (63.6 kg)
REFK1905624BK1	REFK1905624LG1	56"	32U	61.19" (1,554 mm)	21.34" (542 mm)	56.19" (1,427 mm)	146# (66.4 kg)
REFK1906324BK1	REFK1906324LG1	63"	36U	68.19" (1,732 mm)	21.34" (542 mm)	63.19" (1,601 mm)	162# (73.6 kg)
REFK1907024BK1	REFK1907024LG1	70"	40U	75.19" (1,910 mm)	21.34" (542 mm)	70.19" (1,783 mm)	178# (80.9 kg)
REFK1907724BK1	REFK1907724LG1	77"	44U	82.19" (2,088 mm)	21.34" (542 mm)	77.19" (1,961 mm)	190# (86.4 kg)

31.5" (800 mm) Deep

Usable depth of 30.5" (775 mm) without doors, 30" (762 mm) with doors

Part Number		Panel Height		Overall Dimensions			Weight
Black Textured	Light Gray Textured	Inches	Units	Height (A)	Width (B)	Panel Opening (D)	
REFK1903531BK1	REFK1903531LG1	35"	20U	40.19" (1,021 mm)	21.34" (542 mm)	35.19" (894 mm)	136# (61.8 kg)
REFK1904231BK1	REFK1904231LG1	42"	24U	47.19" (1,199 mm)	21.34" (542 mm)	42.19" (1,072 mm)	154# (70.0 kg)
REFK1904931BK1	REFK1904931LG1	49"	28U	54.19" (1,376 mm)	21.34" (542 mm)	49.19" (1,249 mm)	170# (77.3 kg)
REFK1905631BK1	REFK1905631LG1	56"	32U	61.19" (1,554 mm)	21.34" (542 mm)	56.19" (1,427 mm)	180# (81.8 kg)
REFK1906331BK1	REFK1906331LG1	63"	36U	68.19" (1,732 mm)	21.34" (542 mm)	63.19" (1,601 mm)	190# (86.4 kg)
REFK1907031BK1	REFK1907031LG1	70"	40U	75.19" (1,910 mm)	21.34" (542 mm)	70.19" (1,783 mm)	198# (90.0 kg)
REFK1907731BK1	REFK1907731LG1	77"	44U	82.19" (2,088 mm)	21.34" (542 mm)	77.19" (1,961 mm)	226# (102.7 kg)

UNIVERSAL ACCESSORIES

- Rack panels [Page 90](#)
- Ventilated rack panels [Page 92](#)
- Panel mount doors & chassis [Page 94](#)
- Shelves & slides [Page 95](#)
- Drawers [Page 101](#)
- Cable management [Page 102](#)
- Cooling & ventilating [Page 105](#)
- Rack mount outlet strips [Page 110](#)
- Hardware [Page 127](#)
- Exclusive to this series [Next Page](#)
- Visit our web site for our most [recent accessories](#)

EUROPE

Basingstoke, UK 01256 812812

AUSTRALIA

Queenstown SA, Australia 61-8-8240-2244



CANADA

Guelph, Ontario (519) 822-2960
St. Laurent, Quebec (514) 343-9010

USA

Cheektowaga, NY (716) 630-7030



SOLID FLUSH DOOR

FEATURES



- Flush mounting
- Reversible right or left opening (by inverting door)
- Integral stiffeners provide sturdiness
- Features lockable latch and spring loaded hinge pins for instant installation or removal
- Allows full access to space between panel rails when open (17.8")
- Constructed from 16 gauge steel, folded all four sides to reduce bowing
- Inside of door includes full height, welded, 6" wide, door stiffener
- Finish matches "REFK" type rack in powder paint

Part Number		Panel Height		Use With Rack Part Number Starting With	Weight
Black Textured	Light Gray Textured	Inches	Units		
RSDF19035BK1	RSDF19035LG1	35"	20U	REFK19035...	13# (5.9 kg)
RSDF19042BK1	RSDF19042LG1	42"	24U	REFK19042...	18# (8.2 kg)
RSDF19049BK1	RSDF19049LG1	49"	28U	REFK19049...	26# (11.8 kg)
RSDF19056BK1	RSDF19056LG1	56"	32U	REFK19056...	30# (13.6 kg)
RSDF19063BK1	RSDF19063LG1	63"	36U	REFK19063...	33# (15.0 kg)
RSDF19070BK1	RSDF19070LG1	70"	40U	REFK19070...	37# (16.8 kg)
RSDF19077BK1	RSDF19077LG1	77"	44U	REFK19077...	41# (18.6 kg)

LOUVERED FLUSH DOOR

FEATURES



- Opens right hand only with louvers facing down
- Flush mounting
- Integral welded stiffeners provide sturdiness
- Features lockable latch and spring loaded hinge pins for instant installation or removal
- Allows full access to rack space between panel rails when open (17.8")
- Constructed from 16 gauge steel, folded all four sides to reduce bowing
- Inside of door includes full height, welded 6" wide door stiffener
- Finish matches "REFK" type rack in powder paint

Part Number		Panel Height		Use With Rack Part Number Starting With	Weight
Black Textured	Light Gray Textured	Inches	Units		
RSDL19035BK1	RSDL19035LG1	35"	20U	REFK19035...	13# (5.9 kg)
RSDL19042BK1	RSDL19042LG1	42"	24U	REFK19042...	18# (8.2 kg)
RSDL19049BK1	RSDL19049LG1	49"	28U	REFK19049...	26# (11.8 kg)
RSDL19056BK1	RSDL19056LG1	56"	32U	REFK19056...	30# (13.6 kg)
RSDL19063BK1	RSDL19063LG1	63"	36U	REFK19063...	33# (15.0 kg)
RSDL19070BK1	RSDL19070LG1	70"	40U	REFK19070...	37# (16.8 kg)
RSDL19077BK1	RSDL19077LG1	77"	44U	REFK19077...	41# (18.6 kg)

Doors & Casters (REFK Series)

PLEXI FLUSH DOOR

FEATURES

- Metal door frame (painted black) and smoked gray plexiglass window
- Flush mounting
- Reversible right or left opening (by inverting door)
- Features lockable latch, magnetic catch and spring loaded hinge pins for instant installation or removal
- Allows full access to space between panel rails when open (17.8")
- Black finish matches "REFK" type rack in powder paint

Part Number	Panel Height		Use With Rack Part Number Starting With	Weight
	Inches	Units		
REDFP19035BK1	35"	20U	REFK19035...	15# (6.8 kg)
REDFP19042BK1	42"	24U	REFK19042...	17# (7.7 kg)
REDFP19049BK1	49"	28U	REFK19049...	19# (8.6 kg)
REDFP19056BK1	56"	32U	REFK19056...	23# (10.5 kg)
REDFP19063BK1	63"	36U	REFK19063...	27# (12.3 kg)
REDFP19070BK1	70"	40U	REFK19070...	30# (13.6 kg)
REDFP19077BK1	77"	44U	REFK19077...	33# (15.0 kg)



LIGHT DUTY CASTERS

- Set of four light duty casters.
- Weight capacity (set of four) 400# (182 kg).
- No drilling required.
- **NOTE:** For REFK (and RCSC series) - knockdown racks ONLY.
- Single hole mount - used in place of levelling feet in the base of REFK series rack, using the 5/16" - 18 threaded stem.
- Wheel diameter 2.37" (60.2 mm).
- Adds 2.75" (70 mm) to overall rack height.
- Twin nylon swivel wheels with zinc axles and decorative hoods - perfect for office or high profile environments.
- PART NUMBER: **1425P**



Knockdown

HEAVY DUTY CASTERS

- Set of four medium duty casters.
- Four bolt mounting to existing hole pattern in base of REFK series rack.
- No drilling required.
- **NOTE:** For REFK (and RCHS, RCHV, RCSC series) - knockdown racks ONLY.
- Features ball bearing swivel and hard composition wheels.
- Weight capacity 600# (273 kg).
- Small foot print 2.125" (54 mm) x 15/16" (23.8 mm) hole mounting pattern.
- Wheels are grey & 2" (50.8 mm) wheel diameter.
- Adds only 2.5" (63.5 mm) to overall rack height.
- Includes mounting hardware.
- PART NUMBER: **1425PHD**



EUROPE

Basingstoke, UK 01256 812812

AUSTRALIA

Queenstown SA, Australia 61-8-8240-2244



CANADA

Guelph, Ontario (519) 822-2960
St. Laurent, Quebec (514) 343-9010


USA

Cheektowaga, NY (716) 630-7030



Additional Panel Rails (REFK Series)

ADDITIONAL TAPPED RAILS



- **SOLD IN PAIRS**
- Drilled and tapped (10-32).
- Heavy duty construction - formed from 10 gauge steel - Zinc plated finish.
- Full EIA hole centers (5/8 - 5/8 - 1/2 inch spacing)
- Bolts vertically in cabinet to amhal struts
- Includes strut mounting hardware, panel mounting hardware available in the Accessories section.
- Front of rail allows for 19" panel rack mounting
- Rear of rail flange for rear equipment support or accessory mounting.

Reminder:
REFK series racks
INCLUDE two pair of these
tapped rails

Part Number	Panel Height		Use With Rack Part Number Starting With	Weight
	Inches	Units		
CCR35TZPL	35"	20U	REFK19035...	10# (4.5 kg)
CCR42TZPL	42"	24U	REFK19042...	12# (5.5 kg)
CCR49TZPL	49"	28U	REFK19049...	14# (6.4 kg)
CCR56TZPL	56"	32U	REFK19056...	15# (6.8 kg)
CCR63TZPL	63"	36U	REFK19063...	18# (8.2 kg)
CCR70TZPL	70"	40U	REFK19070...	20# (9.1 kg)
CCR77TZPL	77"	44U	REFK19077...	35# (15.9 kg)

SQUARE HOLE RAILS



- **SOLD IN PAIRS**
- Square hole punched allowing choice of hardware for 10-32 or 12-24 or M6 thread cage nuts.
- Includes a hardware starter quantity (25) of 10-32 cage nuts.
- Heavy duty construction - formed from 12 gauge steel - Zinc plated finish.
- Full EIA hole centers (5/8 - 5/8 - 1/2 inch spacing)
- Bolts vertically in cabinet to amhal struts
- Includes strut mounting hardware, panel mounting hardware available in the Accessories section.
- Front of rail allows for 19" panel rack mounting.
- Rear "L" of rail for rear equipment support or accessory mounting.

Reminder:
REFK series racks
INCLUDE two pair of
tapped rails

Additional Cage Nuts

Part Number	Thread	Qty Per Package
1421CNA25	10-32	25
1421CNA100	10-32	100
1421CNA250	10-32	250
1421CNB25	M6	25
1421CNB100	M6	100
1421CNB250	M6	250
1421CNC25	12-24	25
1421CNC100	12-24	100
1421CND25	1/4 x 20	25
1421CND100	1/4 x 20	100
1421CND150	1/4 x 20	150

Part Number	Panel Height		Use With Rack Part Number Starting With	Weight
	Inches	Units		
CPR35SZPL	35"	20U	REFK19035...	6# (2.7 kg)
CPR42SZPL	42"	24U	REFK19042...	6# (2.7 kg)
CPR49SZPL	49"	28U	REFK19049...	8# (3.6 kg)
CPR56SZPL	56"	32U	REFK19056...	9# (4.1 kg)
CPR63SZPL	63"	36U	REFK19063...	10# (4.5 kg)
CPR70SZPL	70"	40U	REFK19070...	12# (5.5 kg)
CPR77SZPL	77"	44U	REFK19077...	13# (5.9 kg)

Cage Nut Installation Tool



- Allows for easy installation of cage nuts in square rail hole
- Spring steel tool
- Part Number **RCNIT**

CANADA

Guelph, Ontario (519) 822-2960
St. Laurent, Quebec (514) 343-9030

USA

Cheektowaga, NY (716) 630-7030

EUROPE

Basingstoke, UK 01256 812812

AUSTRALIA

Queenstown SA, Australia 61-8-8240-2244





Welded Rack Cabinets



Assembled

Assembled

Welded

General Purpose - Rapid Rack (C2RR Series)



**RAPID RACK
POPULAR CONFIGURATIONS
(See Page 53 For Component Parts)**

FEATURES

- Unit is shipped complete (**NO ASSEMBLY REQUIRED**)
- Choice of two depths 23.6" or 31.5" (21.63 or 29.5 usable depth)
- Heavy duty - Recommended maximum weight (C2F247836 tested) - 1,500 pounds
- Standard 19" panel width (23" overall width)
- **Unit includes:**
 - two removable side panels (with 1/4 turn latches)
 - four infinitely adjustable, tapped combination rack mount rails (full E.I.A. spacing)
 - one solid flush mount door (can be either front or back as rack is symmetrical) - locking with 2 keys
 - solid top
 - four leveling feet
- Heavy duty 14 gauge steel frame
- Formed 16 gauge steel side panels are recessed to fit flush with the sides of the cabinet
- Welded corner reinforcements
- Opening in bottom for cable entry
- Panel rails are zinc plated, 10 gauge steel, drilled and tapped 10-32
- Finished in a rugged, textured powder paint

UNIVERSAL ACCESSORIES

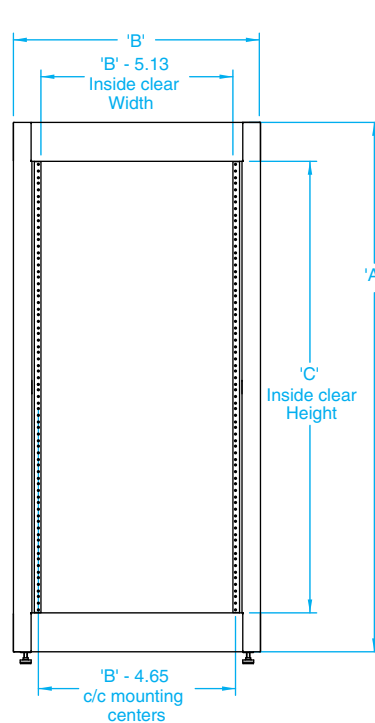
- Rack panels [Page 90](#)
- Ventilated rack panels [Page 92](#)
- Panel mount doors & chassis [Page 94](#)
- Shelves & slides [Page 95](#)
- Drawers [Page 101](#)
- Cable management [Page 102](#)
- Cooling [Page 105](#)
- Rack mount outlet strips [Page 110](#)
- Hardware [Page 127](#)
- Exclusive to this series [Page 53](#)
- Visit our web site for our most [recent accessories](#)



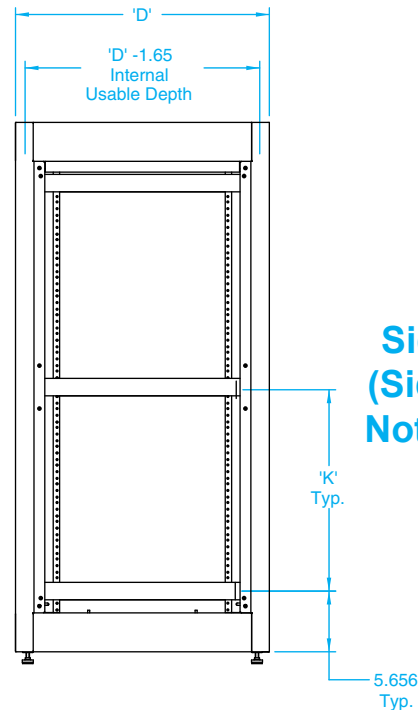
ASSEMBLED
*Shipped on its own skid
for handling ease &
protection
FROM STOCK!*

General Purpose - Rapid Rack (C2RR Series)

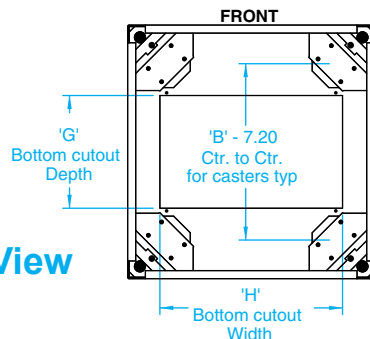
Front View



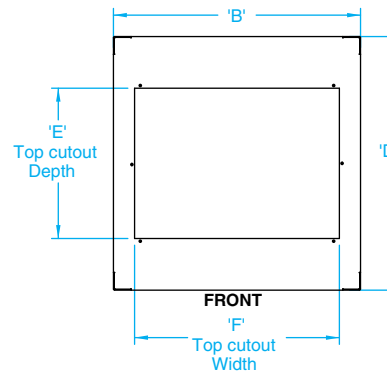
Side View
(Side Panel
Not Shown)



Bottom View



Top View
(Top Cover
Not Shown)



23.63" Deep (Usable Depth = 21.63")

Part Number		Dimensions (Inches)									
		Panel Height		Overall			Top Cutout		Bottom Cutout		Strut Spacing
				Height	Width	Depth	Depth	Width	Depth	Width	
Black Textured	Beige Textured	C	Units	A	B	D	E	F	G	H	K
C2RR194223BK1	C2RR194223CG1	42.06	24	49.31	23	23.63	14	19	10.5	17	19.00
C2RR196323BK1	C2RR196323CG1	63.06	36	70.31	23	23.63	14	19	10.5	17	29.50
C2RR197023BK1	C2RR197023CG1	70.06	40	77.31	23	23.63	14	19	10.5	17	33.00
C2RR197823BK1	C2RR197823CG1	78.81	45	86.06	23	23.63	14	19	10.5	17	37.38

31.5" Deep (Usable Depth = 29.5")

Part Number		Dimensions (Inches)									
		Panel Height		Overall			Top Cutout		Bottom Cutout		Strut Spacing
				Height	Width	Depth	Depth	Width	Depth	Width	
Black Textured	Beige Textured	C	Units	A	B	D	E	F	G	H	K
C2RR194231BK1	C2RR194231CG1	42.06	24	49.31	23	31.50	22.75	19	17.5	17	19.00
C2RR196331BK1	C2RR196331CG1	63.06	36	70.31	23	31.50	22.75	19	17.5	17	29.50
C2RR197031BK1	C2RR197031CG1	70.06	40	77.31	23	31.50	22.75	19	17.5	17	33.00
C2RR197831BK1	C2RR197831CG1	78.81	45	86.06	23	31.50	22.75	19	17.5	17	37.38

EUROPE

Basingstoke, UK 01256 812812

AUSTRALIA

Queenstown SA, Australia 61-8-8240-2244



CANADA

Guelph, Ontario (519) 822-2960
St. Laurent, Quebec (514) 343-9010

USA

Cheektowaga, NY (716) 630-7030



Assembled

Welded

LAN/DATA - Rapid Rack (C2RR Series)



**RAPID RACK
POPULAR CONFIGURATIONS
(See Page 53 or 67 For Component Parts)**

FEATURES

- Pre-configured especially for LAN/DATA use
- Unit is shipped complete (**NO ASSEMBLY REQUIRED**)
- Choice of two depths (23.6" or 31.5" usable depth)
- Heavy duty - Recommended maximum weight (C2F247836 tested) - 1,500 pounds
- Standard 19" (23" overall width) or 24" (28" overall width) panel width
- 24" rack mount versions can be converted to 19" rack mount by using our part number **CAK1924** (page 60) adapter kit (this method allows for extra internal wiring room around panel mounted equipment).
- **Unit includes:**
 - two removable side panels (with 1/4 turn latches)
 - four infinitely adjustable, tapped combination rack mount rails (full E.I.A. spacing)
 - one plexi glass flush mount front door (locking with 2 keys)
 - one louvered flush mount rear door (locking with 2 keys)
 - vented top with 4 cable entry holes and removable hole covers
 - four leveling feet
- Heavy duty 14 gauge steel frame
- Formed 16 gauge steel side panels are recessed to fit flush with the sides of the cabinet
- Opening in bottom for cable entry
- Panel rails are zinc plated, 10 gauge steel, drilled and tapped 10-32
- Finished in a rugged, textured powder paint

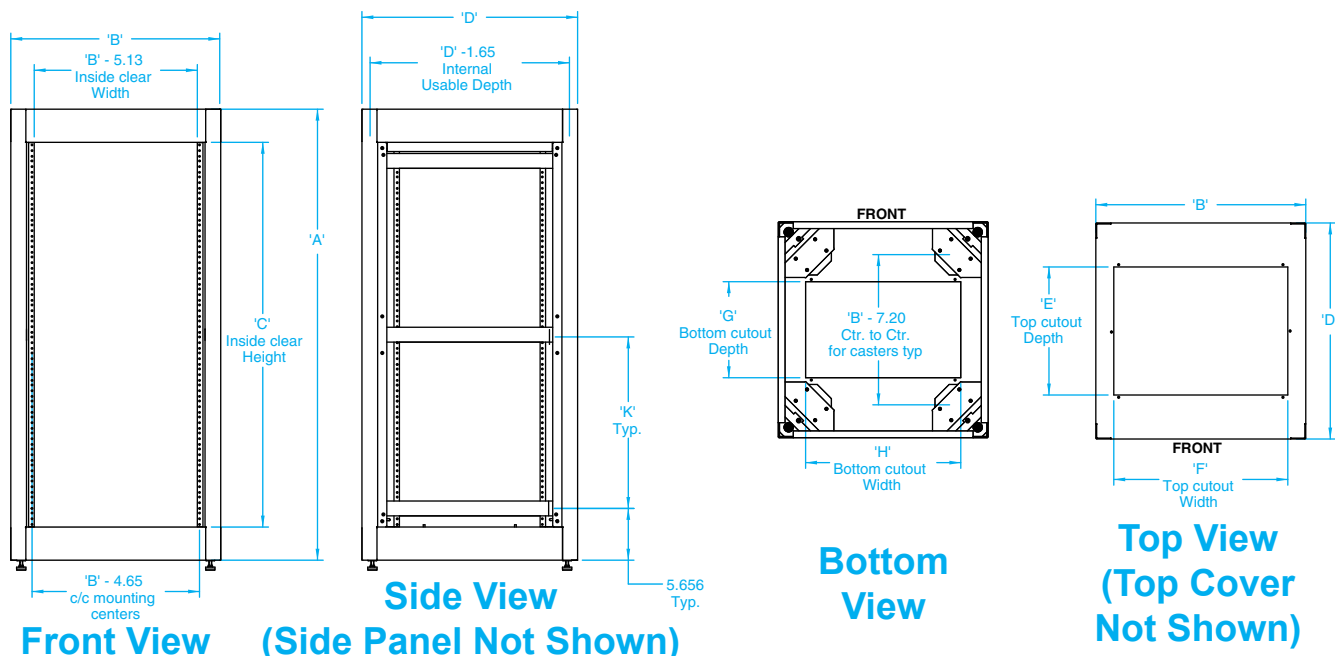
UNIVERSAL ACCESSORIES

- Rack panels [Page 90](#)
- Ventilated rack panels [Page 92](#)
- Panel mount doors & chassis [Page 94](#)
- Shelves & slides [Page 95](#)
- Drawers [Page 101](#)
- Cable management [Page 102](#)
- Cooling [Page 105](#)
- Rack mount outlet strips [Page 110](#)
- Hardware [Page 127](#)
- Exclusive components to this series [Page 53 or 67](#)



ASSEMBLED
*Shipped on its own skid
for handling ease &
protection
FROM STOCK!*

LAN/DATA - Rapid Rack (C2RR Series)



19" Rack Mount Versions

23.63" Deep (Usable Depth = 21.63")

Part Number		Dimensions (Inches)									
		Panel Height		Overall			Top Cutout		Bottom Cutout		Strut Spacing
				Height	Width	Depth	Depth	Width	Depth	Width	
Black Textured	Beige Textured	C	Units	A	B	D	E	F	G	H	K
C2RR197023DBK1	C2RR197023DCG1	70.06	40	77.31	23	23.63	14	19	10.5	17	33.00
C2RR197823DBK1	C2RR197823DCG1	78.81	45	86.06	23	23.63	14	19	10.5	17	37.38

31.5" Deep (Usable Depth = 29.5")

Part Number		Dimensions (Inches)									
		Panel Height		Overall			Top Cutout		Bottom Cutout		Strut Spacing
				Height	Width	Depth	Depth	Width	Depth	Width	
Black Textured	Beige Textured	C	Units	A	B	D	E	F	G	H	K
C2RR197031DBK1	C2RR197031DCG1	70.06	40	77.31	23	31.50	22.75	19	17.5	17	33.00
C2RR197831DBK1	C2RR197831DCG1	78.81	45	86.06	23	31.50	22.75	19	17.5	17	37.38

24" Rack Mount Versions

23.63" Deep (Usable Depth = 21.63")

Part Number		Dimensions (Inches)									
		Panel Height		Overall			Top Cutout		Bottom Cutout		Strut Spacing
				Height	Width	Depth	Depth	Width	Depth	Width	
Black Textured	Beige Textured	C	Units	A	B	D	E	F	G	H	K
C2RR247023DBK1	C2RR247023DCG1	70.06	40	77.31	28	23.63	14	24	10.5	17	33.00
C2RR247823DBK1	C2RR247823DCG1	78.81	45	86.06	28	23.63	14	24	10.5	17	37.38

31.5" Deep (Usable Depth = 29.5")

Part Number		Dimensions (Inches)									
		Panel Height		Overall			Top Cutout		Bottom Cutout		Strut Spacing
				Height	Width	Depth	Depth	Width	Depth	Width	
Black Textured	Beige Textured	C	Units	A	B	D	E	F	G	H	K
C2RR247031DBK1	C2RR247031DCG1	70.06	40	77.31	28	31.50	22.75	24	17.5	17	33.00
C2RR247831DBK1	C2RR247831DCG1	78.81	45	86.06	28	31.50	22.75	24	17.5	17	37.38

EUROPE

Basingstoke, UK 01256 812812

AUSTRALIA

Queenstown SA, Australia 61-8-8240-2244



CANADA

Guelph, Ontario (519) 822-2960
St. Laurent, Quebec (514) 343-9010

USA

Cheektowaga, NY (716) 630-7030



Assembled

Welded

SERVER - Rapid Rack (C2RR Series)



**RAPID RACK
POPULAR CONFIGURATION
(See Page 67 For Component Parts)**

FEATURES

- Pre-configured especially for large server installations
- Unit is shipped complete (**NO ASSEMBLY REQUIRED**)
- Usable depth of 34" (36" overall)
- Heavy duty - Recommended maximum weight (C2F247836 tested) - 1,500 pounds
- Standard 19" rack mount with extra wiring room around rails (unit is a 24" rack converted to 19" rack mount)
- **Unit includes:**
 - two removable and lockable side panels (with 1/4 turn latches)
 - four infinitely adjustable, square hole combination rack mount rails (full E.I.A. spacing)
 - starter pack of 50, 10-32 square hole mount cage nuts (see accessory section for choice of 10-32, 12-24 or M6 thread cage nuts)
 - one vented plexi glass flush mount front door (locking with 2 keys) - with magnetic catch
 - one perforated flush mount rear door (locking with 2 keys) - with magnetic catch
 - vented top panel with cable access holes (quantity 4 - 3.5" holes with covers)
 - four leveling feet
 - all 8 keys (doors & side panels - keyed alike)
- Heavy duty 14 gauge steel frame
- Formed 16 gauge steel side panels are recessed to fit flush with the sides of the cabinet
- Welded corner reinforcements
- Opening in bottom for cable entry
- Panel rails are zinc plated, 12 gauge steel, square hole punched
- Finished in a rugged, textured powder paint

ASSEMBLED
*Shipped on its own skid for
handling ease & protection*

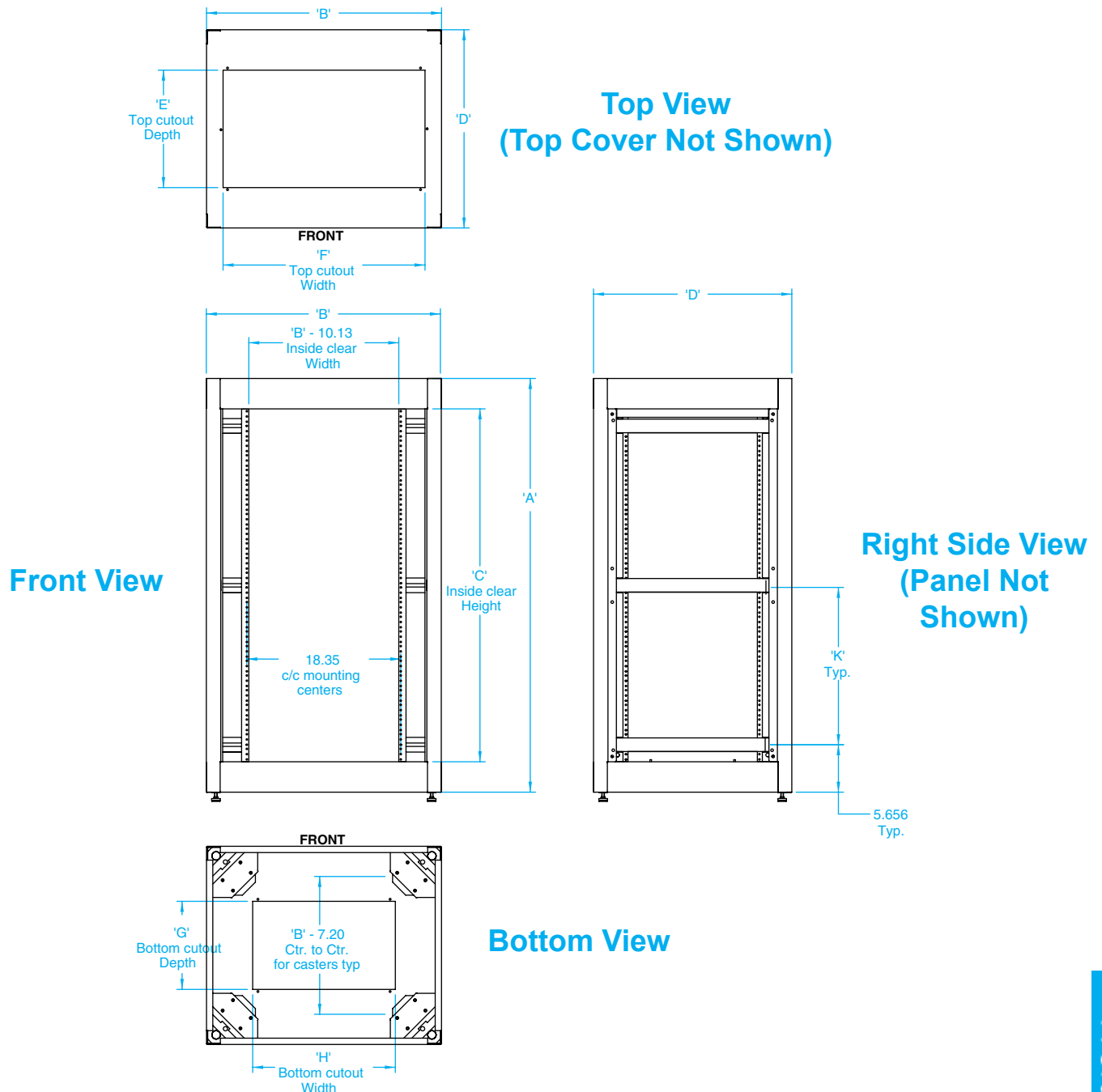
FROM STOCK!



Assembled

Welded

SERVER - Rapid Rack (C2RR Series)



36" Deep (Usable Depth = 34")

Part Number	Dimensions (Inches)									
	Panel Height		Overall			Top Cutout		Bottom Cutout		Strut Spacing
			Height	Width	Depth	Depth	Width	Depth	Width	
	C	Units	A	B	D	E	F	G	H	K
C2RR247036SBK1	70.06	40	77.31	28	36	27.25	24.06	17.5	17	33

UNIVERSAL ACCESSORIES

- Rack panels [Page 90](#)
- Ventilated rack panels [Page 92](#)
- Panel mount doors & chassis [Page 94](#)
- Shelves & slides [Page 95](#)
- Drawers [Page 101](#)
- Cable management [Page 102](#)
- Cooling [Page 105](#)
- Rack mount outlet strips [Page 110](#)
- Hardware [Page 127](#)
- Exclusive components to this series [Page 67](#)

EUROPE

Basingstoke, UK 01256 812812

AUSTRALIA

Queenstown SA, Australia 61-8-8240-2244



CANADA

Guelph, Ontario (519) 822-2960
St. Laurent, Quebec (514) 343-9010

USA

Cheektowaga, NY (716) 630-7030



Assembled

Welded

Co-Location (COLO Series)



**VISIT OUR WEB SITE FOR
SPECIAL CONFIGURATIONS**

FEATURES

- Pre-configured especially for secure, co-location installations
- Unit is shipped complete (**NO ASSEMBLY REQUIRED**)
- Usable depth of 34" (36" overall)
- Heavy duty - Recommended maximum weight - 1,500 pounds
- Standard 19" rack mount (23" rack mount optional) - 3 & 4 section versions also available
- **Unit includes:**
 - two secure compartments - both 38.5" (22 U) of rack mounting height
 - separate runways for top or bottom cable runs
 - various locking alternatives
 - superior ventilation
 - provisions for fans
 - easily joined together
 - four infinitely adjustable, square hole combination rack mount rails (full E.I.A. spacing) - per compartment (see accessory section for choice of 10-32, 12-24 or M6 thread cage nuts)
 - two vented, plexi glass, flush mount, front doors (locking with 2 keys)
 - two perforated, flush mount, rear doors (locking with 2 keys)
 - four leveling feet
- Heavy duty 14 gauge steel frame
- Formed 16 gauge steel side panels are recessed to fit flush with the sides of the cabinet
- Welded corner reinforcements
- Panel rails are zinc plated, 12 gauge steel, square hole punched
- Finished in a rugged, textured powder paint

UNIVERSAL ACCESSORIES

- Rack panels [Page 90](#)
- Ventilated rack panels [Page 92](#)
- Panel mount doors & chassis [Page 94](#)
- Shelves & slides [Page 95](#)
- Drawers [Page 101](#)
- Cable management [Page 102](#)
- Cooling & ventilating [Page 105](#)
- Rack mount outlet strips [Page 110](#)
- Hardware [Page 127](#)



ASSEMBLED
*Shipped on its own skid for
handling ease & protection*

FROM STOCK!




Welded Rack Cabinets



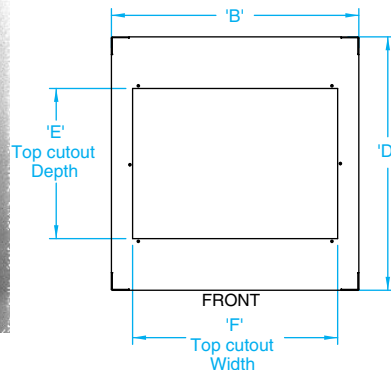
19" Mount Components

Frames (C2 Series)

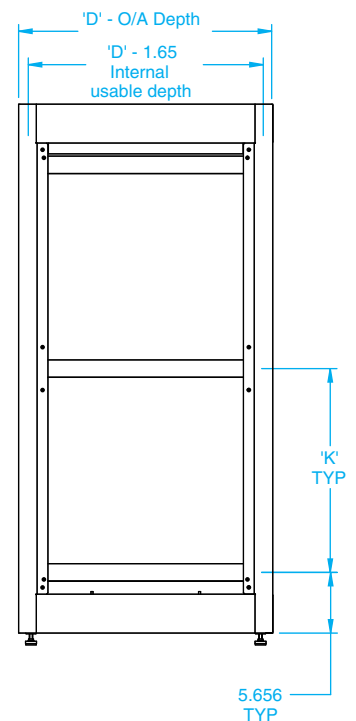
**- FRAME ONLY -
PANEL RAILS
NOT INCLUDED**



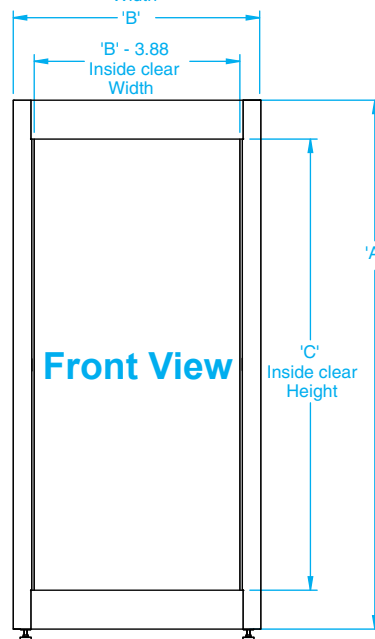
Top View



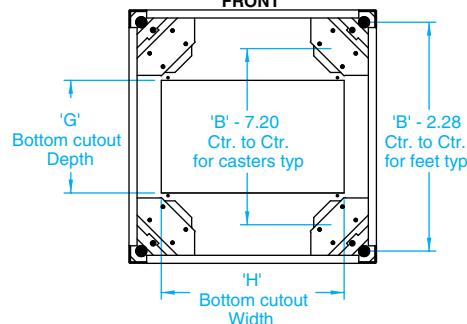
Right Side View



Front View



FRONT



Bottom View

19" Rack Mount

Welded



**Shipped on it's own skid for
handling ease & protection**

FEATURES

- Heavy duty, welded 14 gauge steel rack frame
- Recommended maximum weight (C2F247836 tested) - 1,500 pounds
- Standard 19" panel mount width (23" overall width)
- For 19" extra wide, 23" and 24" rack mount cabinets for vertical cable management applications see page 56
- Choice of three depths (23.6", 31.5" or 36")
- Unit is shipped as a welded frame only with 4 levelling feet
- **Panel rails are NOT included** allows maximum flexibility of panel rails, quantity & options (ie..tapped or square hole) see page 45 for options.
- Finished in a rugged, textured powder paint finish
- Welded frame bottom includes caster mounts
- See ordering guide (next page)

23.63" Deep (Usable Depth = 21.63")

Part Number		Dimensions (Inches)									
		Panel Height		Overall			Top Cutout		Bottom Cutout		Strut Spacing
				Height	Width	Depth	Depth	Width	Depth	Width	
Black Textured	Beige Textured	C	Units	A	B	D	E	F	G	H	K
C2F193523BK1	C2F193523CG1	35.06	20	42.31	23	23.63	14	19	10.5	17	N/A
C2F194223BK1	C2F194223CG1	42.06	24	49.31	23	23.63	14	19	10.5	17	19.00
C2F194923BK1	C2F194923CG1	49.06	28	56.31	23	23.63	14	19	10.5	17	22.50
C2F195623BK1	C2F195623CG1	56.06	32	63.31	23	23.63	14	19	10.5	17	26.00
C2F196323BK1	C2F196323CG1	63.06	36	70.31	23	23.63	14	19	10.5	17	29.50
C2F197023BK1	C2F197023CG1	70.06	40	77.31	23	23.63	14	19	10.5	17	33.00
C2F197823BK1	C2F197823CG1	78.81	45	86.06	23	23.63	14	19	10.5	17	37.38
C2F198523BK1	C2F198523CG1	85.81	49	93.06	23	23.63	14	19	10.5	17	40.88

31.5" Deep (Usable Depth = 29.5")

Part Number		Dimensions (Inches)									
		Panel Height		Overall			Top Cutout		Bottom Cutout		Strut Spacing
				Height	Width	Depth	Depth	Width	Depth	Width	
Black Textured	Beige Textured	C	Units	A	B	D	E	F	G	H	K
C2F193531BK1	C2F193531CG1	35.06	20	42.31	23	31.50	22.75	19	17.5	17	N/A
C2F194231BK1	C2F194231CG1	42.06	24	49.31	23	31.50	22.75	19	17.5	17	19.00
C2F194931BK1	C2F194931CG1	49.06	28	56.31	23	31.50	22.75	19	17.5	17	22.50
C2F195631BK1	C2F195631CG1	56.06	32	63.31	23	31.50	22.75	19	17.5	17	26.00
C2F196331BK1	C2F196331CG1	63.06	36	70.31	23	31.50	22.75	19	17.5	17	29.50
C2F197031BK1	C2F197031CG1	70.06	40	77.31	23	31.50	22.75	19	17.5	17	33.00
C2F197831BK1	C2F197831CG1	78.81	45	86.06	23	31.50	22.75	19	17.5	17	37.38
C2F198531BK1	C2F198531CG1	85.81	49	93.06	23	31.50	22.75	19	17.5	17	40.88

36" Deep (Usable Depth = 34")

Part Number		Dimensions (Inches)									
		Panel Height		Overall			Top Cutout		Bottom Cutout		Strut Spacing
				Height	Width	Depth	Depth	Width	Depth	Width	
Black Textured	Beige Textured	C	Units	A	B	D	E	F	G	H	K
C2F193536BK1	C2F193536CG1	35.06	20	42.31	23	36	27.25	19	17.5	17	N/A
C2F194236BK1	C2F194236CG1	42.06	24	49.31	23	36	27.25	19	17.5	17	19.00
C2F194936BK1	C2F194936CG1	49.06	28	56.31	23	36	27.25	19	17.5	17	22.50
C2F195636BK1	C2F195636CG1	56.06	32	63.31	23	36	27.25	19	17.5	17	26.00
C2F196336BK1	C2F196336CG1	63.06	36	70.31	23	36	27.25	19	17.5	17	29.50
C2F197036BK1	C2F197036CG1	70.06	40	77.31	23	36	27.25	19	17.5	17	33.00
C2F197836BK1	C2F197836CG1	78.81	45	86.06	23	36	27.25	19	17.5	17	37.38
C2F198536BK1	C2F198536CG1	85.81	49	93.06	23	36	27.25	19	17.5	17	40.88

19" Rack Mount

Welded

EUROPE

Basingstoke, UK 01256 812812

AUSTRALIA

Queenstown SA, Australia 61-8-8240-2244



CANADA

Guelph, Ontario (519) 822-2960
St. Laurent, Quebec (514) 343-9010

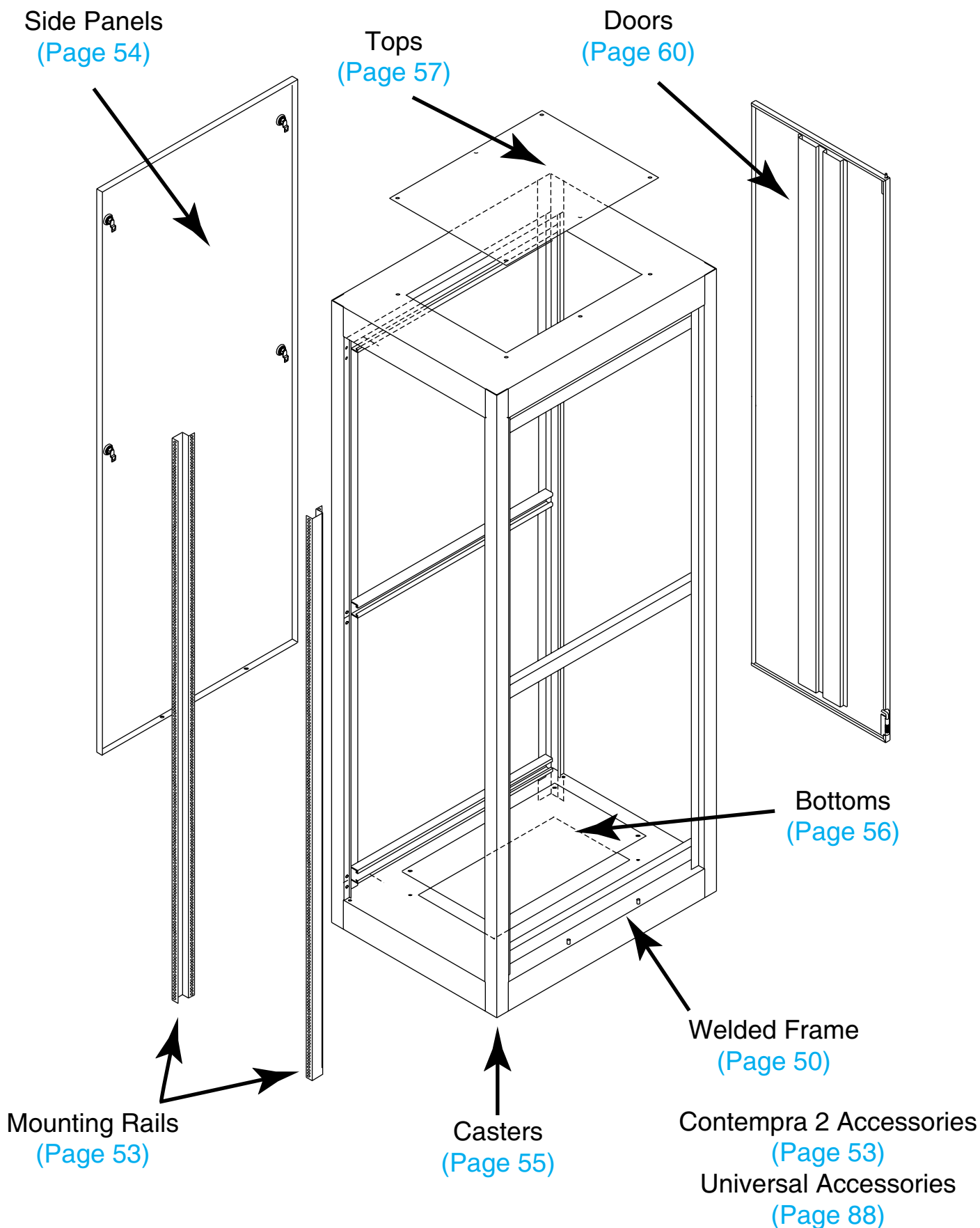
USA

Cheektowaga, NY (716) 630-7030



Ordering Guide (C2 Series)

19" Rack Mount
Welded



TAPPED RAILS

• SOLD IN PAIRS

- Drilled and tapped (10-32)
- Heavy duty construction - formed from 10 gauge steel
- Full EIA hole centers (5/8 - 5/8 - 1/2 inch spacing)
- Bolts vertically in cabinet to amhal struts
- Includes strut mounting hardware, panel mounting hardware available on page 119
- Zinc plated finish
- Front of rail allows for 19" panel rack mounting
- Rear of rail flange for rear equipment support or accessory mounting



Part Number (Sold in Pairs)	Panel Height	
	Inches	Units
CCR35TZPL	35.00	20
CCR42TZPL	42.00	24
CCR49TZPL	49.00	28
CCR56TZPL	56.00	32
CCR63TZPL	63.00	36
CCR70TZPL	70.00	40
CCR78TZPL	78.75	45
CCR85TZPL	85.75	49


SQUARE HOLE RAILS

• SOLD IN PAIRS

- Square hole punched - allowing choice of hardware for 10-32 or 12-24 or M6 thread cage nuts)
- Includes a starter quantity (25) of 10-32 cage nuts
- Heavy duty construction - formed from 12 gauge steel
- Full EIA hole centers (5/8 - 5/8 - 1/2 inch spacing)
- Bolts vertically in cabinet to amhal struts
- Includes strut mounting hardware, panel mounting hardware available on page 119
- Zinc plated finish
- Front of rail allows for 19" panel rack mounting
- Rear "L" of rail for rear equipment support or accessory mounting



Part Number (Sold in Pairs)	Panel Height	
	Inches	Units
CPR35SZPL	35.00	20
CPR42SZPL	42.00	24
CPR49SZPL	49.00	28
CPR56SZPL	56.00	32
CPR63SZPL	63.00	36
CPR70SZPL	70.00	40
CPR78SZPL	78.75	45
CPR85SZPL	85.75	49



Cage Nut Installation Tool

- Allows for easy installation of cage nuts in square rail hole
- Spring steel tool
- Part Number **RCNIT**



Additional Cage Nuts

Part Number	Qty. Per Package	Thread
1421CNA25	25	10-32
1421CNA100	100	10-32
1421CNC25	25	12-24
1421CNC100	100	12-24
1421CNB25	25	M6
1421CNB100	100	M6

19" Rack Mount

Welded

EUROPE

Basingstoke, UK 01256 812812

AUSTRALIA

Queenstown SA, Australia 61-8-8240-2244



CANADA

Guelph, Ontario (519) 822-2960
St. Laurent, Quebec (514) 343-9010

USA

Cheektowaga, NY (716) 630-7030



Side Panels (C2 Series)

SIDE PANELS



FEATURES

- Sold in pairs
- Constructed of 16 gauge steel
- Panels fit flush with frame
- Designed for easy removal and installation
- Features quick release 1/4 turn cam fasteners (4 per side) with internal latching provision
- Two pins on the bottom of the frame allow for easy alignment & installation
- Finished in a rugged textured powder paint

23.63" Deep

Part Number		Depth (Inches)	Panel Height	
Black Textured	Beige Textured		Inches	Units
CSP3523BK1	CSP3523CG1	23.63	35.00	20
CSP4223BK1	CSP4223CG1	23.63	42.00	24
CSP4923BK1	CSP4923CG1	23.63	49.00	28
CSP5623BK1	CSP5623CG1	23.63	56.00	32
CSP6323BK1	CSP6323CG1	23.63	63.00	36
CSP7023BK1	CSP7023CG1	23.63	70.00	40
CSP7823BK1	CSP7823CG1	23.63	78.75	45
CSP8523BK1	CSP8523CG1	23.63	85.75	49

31.5" Deep

Part Number		Depth (Inches)	Panel Height	
Black Textured	Beige Textured		Inches	Units
CSP3531BK1	CSP3531CG1	31.50	35.00	20
CSP4231BK1	CSP4231CG1	31.50	42.00	24
CSP4931BK1	CSP4931CG1	31.50	49.00	28
CSP5631BK1	CSP5631CG1	31.50	56.00	32
CSP6331BK1	CSP6331CG1	31.50	63.00	36
CSP7031BK1	CSP7031CG1	31.50	70.00	40
CSP7831BK1	CSP7831CG1	31.50	78.75	45
CSP8531BK1	CSP8531CG1	31.50	85.75	49

36" Deep

Part Number		Depth (Inches)	Panel Height	
Black Textured	Beige Textured		Inches	Units
CSP3536BK1	CSP3536CG1	36.00	35.00	20
CSP4236BK1	CSP4236CG1	36.00	42.00	24
CSP4936BK1	CSP4936CG1	36.00	49.00	28
CSP5636BK1	CSP5636CG1	36.00	56.00	32
CSP6336BK1	CSP6336CG1	36.00	63.00	36
CSP7036BK1	CSP7036CG1	36.00	70.00	40
CSP7836BK1	CSP7836CG1	36.00	78.75	45
CSP8536BK1	CSP8536CG1	36.00	85.75	49

SIDE PANEL LOCKS



- For higher security, the quarter turn fasteners on the side panels can be replaced with this key locking version
- Order part number **CSPQTRL**
- Kit contains 4 quarter turn locks and 8 keys.
- Good for 1 rack (ie...2 locks per side panel)

LIGHT DUTY CASTERS

- **Light Duty** - 360 lbs. Mfg.'s specified weight capacity (Set of 4)
- Features ball bearing swivel and hard composition wheels
- Standard 3" x 1.75" hole mounting pattern - no drilling required
- Adds only 0.75" to height of cabinet by fitting up inside base of rack
- Wheels are black & 3" wheel diameter
- Includes mounting hardware
- **SOLD IN A SET OF 4**
- Part Number **1425B**



MEDIUM DUTY CASTERS

- **Medium Duty** - 700 lbs. Mfg.'s specified weight capacity (Set of 4)
- Features ball bearing swivel and hard composition wheels
- Standard 3" x 1.75" hole mounting pattern
- Adds only 0.75" to height of cabinet by fitting up inside base of rack
- Wheels are black & 3" wheel diameter
- Includes mounting hardware
- **SOLD IN A SET OF 4**
- Part Number **1425BM**



HEAVY DUTY CASTERS

- **Heavy Duty** - 1,050 lbs. Mfg.'s specified weight capacity (Set of 4)
- Features ball bearing swivel and hard composition wheels
- Standard 3" x 1.75" hole mounting pattern
- Adds only 0.75" to height of cabinet by fitting up inside base of rack
- Wheels are blue & 3" wheel diameter
- Includes mounting hardware
- **SOLD IN A SET OF 4**
- Part Number **1425BH**



LOCKING CASTERS

- These are exterior mount casters that mount outside of rack frame perimeter to allow foot access of locking pedals
- **Medium Duty** - 560 lbs. Mfg.'s specified weight capacity (Set of 4)
- Available in either locking or non-locking format
- Sold in **pairs** allowing for mix of locking and nonlocking on same cabinet
- 3.5" diameter wheels add 4.88" to cabinet height
- No drilling required as casters fit into built-in caster mounts
- Part Number **CCSTL** for a PAIR of locking casters
- Part Number **CCSTN** for a PAIR of non-locking casters



19" Rack Mount

Welded

EUROPE

Basingstoke, UK 01256 812812

AUSTRALIA

Queenstown SA, Australia 61-8-8240-2244



CANADA

Guelph, Ontario (519) 822-2960
St. Laurent, Quebec (514) 343-9010

USA

Cheektowaga, NY (716) 630-7030


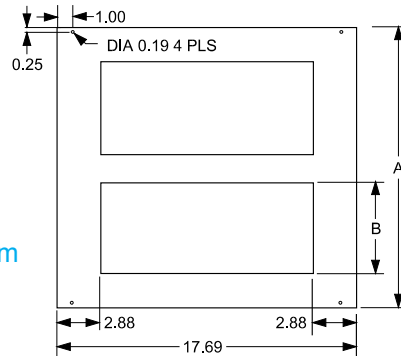


Bottom Options (C2 Series)

FRAME BOTTOMS

- 14 gauge steel construction
- Micro Cell Cable Entry Bottom features 2 cutouts for cable access. Under side of cutouts covered with black foam rubber which, when punctured for cable access, still maintains a virtually sealed bottom
- Mounting hardware included


Micro Cell Cable Entry Bottom



Micro Cell Cable Entry or Solid Steel (pictured top to bottom)


Part Number		Type	Dimensions (Inches)			
Black Textured	Beige Textured		Panel Width	A	B	Rack Depth
C2BPS1923BK1	C2BPS1923CG1	Solid	19	11.5	-	23.63
C2BPS1931BK1	C2BPS1931CG1	Solid	19	18.5	-	31.50 or 36.00
C2BPCE1923BK1	C2BPCE1923CG1	Cable Entry	19	11.5	3.5	23.63
C2BPCE1931BK1	C2BPCE1931CG1	Cable Entry	19	18.5	6.0	31.50 or 36.00

PLINTH



- Adds 4" to overall rack height
- 14 gauge steel construction
- Features 4 corner units and 4 removable fill panels
- By removing both front & rear panels, easy access to bottom cabling and forklift lifting/transport are achieved
- Not compatible with levelling feet or casters

BOLT DOWN KIT



- Fixes rack to floor
- Kit includes set of four - 3/8" x 5 1/2" bolts with flat washers and nuts
- Can be used with or without plinths
- Part Number: **CBDK4**

Part Number		Panel Width	Use with Frame Depth
Black Textured	Beige Textured		
CPL19423BK1	CPL19423CG1	19"	23.63"
CPL19431BK1	CPL19431CG1	19"	31.50"
CPL19436BK1	CPL19436CG1	19"	36.00"

SOLID TOP

- 14 gauge steel construction, finished in a rugged textured powder paint
- Supplied with mounting hardware
- Should be used on all racks where protection from dust or falling objects is required

Part Number		Panel Width	Rack Depth
Black Textured	Beige Textured		
C2T1923SBK1	C2T1923SCG1	19	23.63
C2T1931SBK1	C2T1931SCG1	19	31.50
C2T1936SBK1	C2T1936SCG1	19	36.00



VENTED TOP

- 14 gauge steel construction, finished in a rugged textured powder paint
- Supplied with mounting hardware
- Provides a practical and economical solution to convection cooling requirements
- Available either with or without 3.5" cable access holes and covers

Without Cable Access Holes

Part Number		Panel Width	Rack Depth
Black Textured	Beige Textured		
C2T1923VBK1	C2T1923VCG1	19	23.63
C2T1931VBK1	C2T1931VCG1	19	31.50
C2T1936VBK1	C2T1936VCG1	19	36.00



With 3.5" Cable Access Holes & Covers

Part Number		Panel Width	Rack Depth
Black Textured	Beige Textured		
C2T1923VCEBK1	C2T1923VCECG1	19	23.63
C2T1931VCEBK1	C2T1931VCECG1	19	31.50
C2T1936VCEBK1	C2T1936VCECG1	19	36.00



RAISED VENT TOP

- 14 gauge steel construction, finished in a rugged textured powder paint
- Supplied with mounting hardware
- Simple up or down adjustment permits either raised installation for venting or flush mounting for smooth decorative look
- Allows for protection from falling objects or liquids
- When raised, permits convection cooling as gap between top & frame allows warm air to escape on all four sides

Part Number		Panel Width	Rack Depth
Black Textured	Beige Textured		
C2T1923RBK1	C2T1923RCG1	19	23.63
C2T1931RBK1	C2T1931RCG1	19	31.50
C2T1936RBK1	C2T1936RCG1	19	36.00



19" Rack Mount

Welded

EUROPE

Basingstoke, UK 01256 812812

AUSTRALIA

Queenstown SA, Australia 61-8-8240-2244



CANADA

Guelph, Ontario (519) 822-2960
St. Laurent, Quebec (514) 343-9010


USA

Cheektowaga, NY (716) 630-7030



Fan Tops (C2 Series)


4.7" FAN TOP PANEL



- 14 gauge steel construction, finished in a rugged powder paint
- 4.7" fan top panel - fans not included (see next page)
- Quantity 4 or 6 openings depending on depth of rack
- Maximum flexibility - add fans, leave holes open (for cable access) or use covers (see next page)

Part Number		Panel Width	Rack Depth	Fan Holes
Black Textured	Beige Textured			
C2T1923FBK1	C2T1923FCG1	19	23.63	4
C2T1931FBK1	C2T1931FCG1	19	31.50	6
C2T1936FBK1	C2T1936FCG1	19	36.00	6

PRE-WIRED 4.7" EXHAUST FAN TOP



- Includes a quantity of 4 - long life, ball bearing, 4.7", 115 volt, 50/60 Hz. AC, 100 CFM fans (230 VAC fan tops available on special order)
- Available with or without thermostat
- Finger guards are punched into top panel and bottom of fan top
- Fans are pre-wired, installed and complete with 3 foot cord & plug

Part Number		Panel Width	Rack Depth	Thermostat
Black Textured	Beige Textured			
C2T1923F4BK1	C2T1923F4CG1	19	23.63	No
C2T1931F4BK1	C2T1931F4CG1	19	31.50	No
C2T1936F4BK1	C2T1936F4CG1	19	36.00	No
C2T1923F4TBK1	C2T1923F4TCG1	19	23.63	Yes
C2T1931F4TBK1	C2T1931F4TCG1	19	31.50	Yes
C2T1936F4TBK1	C2T1936F4TCG1	19	36.00	Yes

PRE-WIRED 10" EXHAUST FAN TOP PANEL



Without Cable Access

- Includes quantity 1 - 10", 550 CFM, 115 V 50/60 Hz. AC fan 35 watt motor (230 VAC fan tops available on special order)
- Thermal protected motor
- Ball bearing construction, plastic blades (3)
- Diecast aluminum body fan
- Rotation is clockwise (looking down at the rotor - as pictured on the left)
- Airflow exhausts the rack (out the top as pictured on the left)
- C UL & UL recognized
- 5' cord and molded on plug
- Top & bottom finger guards included
- Pre-wired and assembled as shown, finished in a rugged powder paint
- Available either with or without 4 cable access holes (3.5") and covers

Without Cable Access Holes

Part Number		Panel Width	Rack Depth
Black Textured	Beige Textured		
C2T1923F10BK1	C2T1923F10CG1	19	23.63
C2T1931F10BK1	C2T1931F10CG1	19	31.50
C2T1936F10BK1	C2T1936F10CG1	19	36.00

With Cable Access 3.5" Holes & Covers

Part Number		Panel Width	Rack Depth
Black Textured	Beige Textured		
C2T1923F10CEBK1	C2T1923F10CECG1	19	23.63
C2T1931F10CEBK1	C2T1931F10CECG1	19	31.50
C2T1936F10CEBK1	C2T1936F10CECG1	19	36.00



With Cable Access

19" Rack Mount
Welded

Fan Top Accessories (C2 Series)

4" FANS

- 4.70" (120mm), 1.50" deep - Tubeaxial type
- Choice of either 115 or 230 VAC, 50/60 Hz.
- Impedance protected motor Class-B insulated
- Ball bearing construction, metal blades
- Diecast aluminum body
- Rotation is counter clockwise (looking at the rotor - as pictured)
- Airflow is over the struts (out the back as pictured)
- Male plug terminated (requires fan cords below)
- UL recognized, CSA listed, CE certified
- With mounting hardware



Part Number	Size		VAC	CFM	Wattage	Use With Fan Guard Part Number
	Inches	mm				
DNMF100AC115	4.70	120	115	105	22	DNFG
DNMF100AC230	4.70	120	230	105	22	DNFG

METAL FAN GUARDS

- Constructed of steel
- For covering unused fan top openings or as 4.7" fan guards
- Hardware included


Part Number	Color	Use with Fan Size
DNFG	Wire mesh, nickel plated	4.7"



4.7" FAN HOLE COVER

- Constructed of 14 gauge steel
- For covering unused fan top openings on 4.7" fan tops
- Hardware included

Part Number	Color	Paint Finish
DNFPBK1	Black	Textured
DNFPCG1	Grey-Beige	Textured



FAN CORD

- For 115 VAC wiring
- Standard molded female fan plug (0.91" x 0.68")

Part Number	Description	Lead Length	Fan Connector	115VAC Plug
DNMFC	Single Fan Cord	24"	Straight	No
DNFC48P	Single Fan Cord	48"	45 degree	Yes
DNFC72P	Single Fan Cord	72"	45 degree	Yes
DNFCDC2P	Daisy Chain	24"	Qty. 2- 45 degree, 24" apart	Yes
DNFCDC3P	Daisy Chain	24"	Qty 3 - 45 degree, 24" apart	Yes



19" Rack Mount

Welded

EUROPE

Basingstoke, UK 01256 812812

AUSTRALIA

Queenstown SA, Australia 61-8-8240-2244



CANADA

Guelph, Ontario (519) 822-2960
St. Laurent, Quebec (514) 343-9010

USA

Cheektowaga, NY (716) 630-7030



Doors (C2 Series)

SOLID DOOR



- Flush mount
- Heavy duty 16 gauge steel construction with sturdy door stiffeners welded on
- Reversible right or left opening (by inverting door)
- Features lockable latch, magnetic catch and spring loaded hinge pins for instant installation or removal
- Allows full access to space between panel rails when open
- Paint matches rack in the same rugged textured powder paint finish

Part Number		Panel Height		Use With 19" Frame Part Number
Black Textured	Beige Textured	Inches	Units	
CDF1935SBK1	CDF1935SCG1	35.00	20	C2F1935
CDF1942SBK1	CDF1942SCG1	42.00	24	C2F1942
CDF1949SBK1	CDF1949SCG1	49.00	28	C2F1949
CDF1956SBK1	CDF1956SCG1	56.00	32	C2F1956
CDF1963SBK1	CDF1963SCG1	63.00	36	C2F1963
CDF1970SBK1	CDF1970SCG1	70.00	40	C2F1970
CDF1978SBK1	CDF1978SCG1	78.75	45	C2F1978
CDF1985SBK1	CDF1985SCG1	85.75	49	C2F1985

LOUVERED DOOR



- Flush mount
- Heavy duty 16 gauge steel construction with sturdy door stiffeners welded on
- Opens right hand only with louvers facing down
- Features lockable latch, magnetic catch and spring loaded hinge pins for instant installation or removal
- Allows full access to space between panel rails when open
- Paint matches rack in the same rugged textured powder paint finish

Part Number		Panel Height		Use With 19" Frame Part Number
Black Textured	Beige Textured	Inches	Units	
CDF1935LBK1	CDF1935LCG1	35.00	20	C2F1935
CDF1942LBK1	CDF1942LCG1	42.00	24	C2F1942
CDF1949LBK1	CDF1949LCG1	49.00	28	C2F1949
CDF1956LBK1	CDF1956LCG1	56.00	32	C2F1956
CDF1963LBK1	CDF1963LCG1	63.00	36	C2F1963
CDF1970LBK1	CDF1970LCG1	70.00	40	C2F1970
CDF1978LBK1	CDF1978LCG1	78.75	45	C2F1978
CDF1985LBK1	CDF1985LCG1	85.75	49	C2F1985

PLEXI DOOR



- Flush mount
- 16 gauge steel door frame with smoked plexi glass insert
- Reversible right or left opening (by inverting door)
- Features lockable latch, magnetic catch and spring loaded hinge pins for instant installation or removal
- Allows full access to space between panel rails when open
- Frame painted with rugged textured black powder paint

Part Number	Panel Height		Use With 19" Frame Part Number
Black Flush Plexi	Inches	Units	
C2DF1935PBK1	35.00	20	C2F1935
C2DF1942PBK1	42.00	24	C2F1942
C2DF1949PBK1	49.00	28	C2F1949
C2DF1956PBK1	56.00	32	C2F1956
C2DF1963PBK1	63.00	36	C2F1963
C2DF1970PBK1	70.00	40	C2F1970
C2DF1978PBK1	78.75	45	C2F1978
C2DF1985PBK1	85.75	49	C2F1985

19" Rack Mount

Welded

PERFORATED DOOR

- Flush mount
- Provides maximum ventilation while maintaining security
- Heavy Duty 16 gauge steel construction with perforated steel inserts
- Reversible right or left opening (by inverting door)
- Features lockable latch, magnetic catch and spring loaded hinge pins for instant installation or removal
- Allows full access to space between panel rails when open
- Paint matches "C2" type rack frame in the same rugged textured powder paint finish.



Part Number		Panel Height		Use With 19" Frame Part Number
Black Textured	Beige Textured	Inches	Units	
CDF1970VBK1	CDF1970VCG1	70.00	40	C2F1970
CDF1978VBK1	CDF1978VCG1	78.00	45	C2F1978

VENTILATED PLEXI DOOR

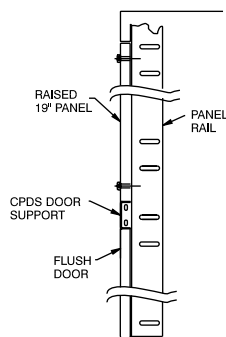
- Flush mount
- Provides airflow through cabinet and excellent equipment visibility
- 16 gauge steel door frame (ventilated) with smoked plexi glass insert
- Reversible right or left opening (by inverting door)
- Features lockable latch, magnetic catch and spring loaded hinge pins for instant installation or removal
- Allows full access to space between panel rails when open
- Complete with keyed lock and magnet strip for closure
- Frame is painted with a rugged textured black powder paint finish.




Part Number		Panel Height		Use With 19" Frame Part Number
Black Textured	Beige Textured	Inches	Units	
CDF1970VPBK1	CDF1970VPCG1	70.00	40	C2F1970
CDF1978VPBK1	CDF1978VPCG1	78.00	45	C2F1978

19" Rack Mount

PARTIAL HEIGHT DOOR SUPPORT



- Allows partial height door installation (used when blowers are installed in bottom of rack)
- Requires drilling of rack frame
- Occupies 1.75" (1U) of panel height
- Door support is 0.75" deep



Part Number		For Panel Width
Black Textured	Beige Textured	
CPDS19BK1	CPDS19CG1	19"

Welded

EUROPE

Basingstoke, UK 01256 812812

AUSTRALIA

Queenstown SA, Australia 61-8-8240-2244



CANADA

Guelph, Ontario (519) 822-2960
St. Laurent, Quebec (514) 343-9010

USA

Cheektowaga, NY (716) 630-7030



Exclusive Accessories (C2 Series)

GANGING KIT




- Complete hardware kit allowing two racks to be ganged at six points along vertical frame side.
- Part Number **CGH01**

EXTRA LEVELLING FEET



- Contempra racks all **INCLUDE** 4 nylon base levelling feet
- Set of 4
- Four levelling feet will support a maximum of 800 lbs.
- Part Number **CLFK** for standard nylon base
- Part Number **CLFKNS** for nonskid rubber base

GROUND BUS BARS



Part Number	Use With Rack Part Number
CBB35	C2F1935
CBB42	C2F1942
CBB49	C2F1949
CBB56	C2F1956
CBB63	C2F1963
CBB70	C2F1970
CBB78	C2F1978
CBB85	C2F1985


- Full length copper strip 0.13" x 0.63"
- Includes hardware for mounting on rack frame side struts

LEVELLING FOOT WRENCH



- Laser cut flat steel wrench
- Designed for easy levelling under frame
- Part Number **RFLW**

DESK UNIT




- Constructed of beige laminate and 14 gauge steel support channels
- Ideal for writing surface, keyboard or instrument mounting requirements
- Mounts onto rails, but is notched on both sides for flush fit with cabinet sides.
- Part Number **CW19CG4**

TRIM KIT



- Extruded aluminum dress kit with black inlay (ideal for custom identification)
- Attaches with strong adhesive requiring no drilling or hardware
- Compatible with flush doors only
- Part Number **C2ID19**

BLOWER ADAPTER KIT



- This blower mounting kit mounts flush with both the rack frame face and any flush door
- Allows use of 5.25" (3U) blowers
- Also used for cable access where large bundles of wires are used


Part Number		For Use with Flush Door Part Number	For Panel Height	
Black Textured	Beige Textured		Inches	Units
CBA1975BK1	CBA1975CG1	CDF1935 or C2DF1935	42.00	24
CBA1975BK1	CBA1975CG1	CDF1942 or C2DF1942	49.00	28
CBA1975BK1	CBA1975CG1	CDF1949 or C2DF1949	56.00	32
CBA1975BK1	CBA1975CG1	CDF1956 or C2DF1956	63.00	36
CBA1975BK1	CBA1975CG1	CDF1963 or C2DF1963	70.00	40
CBA1985BK1	CBA1985CG1	CDF1970 or C2DF1970	78.75	45

Welded Rack Cabinets

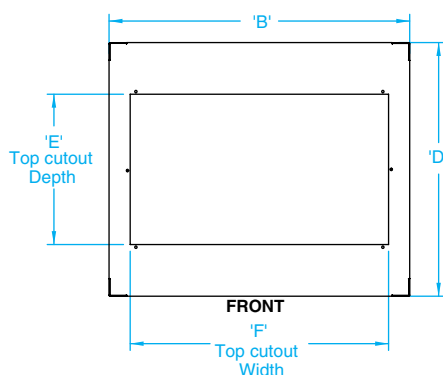
24" Mount Components

Frames - 24" Mount (C2 Series)

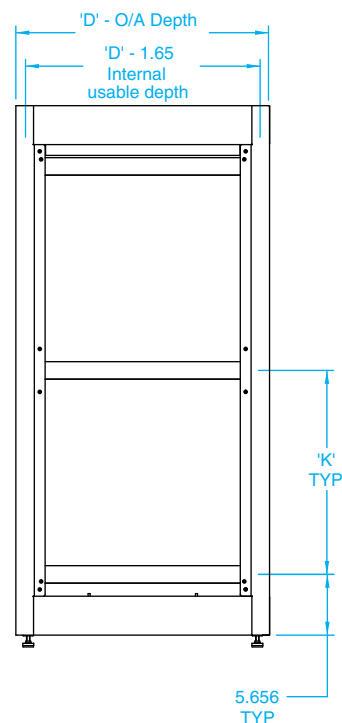
**- FRAME ONLY -
PANEL RAILS
NOT INCLUDED**



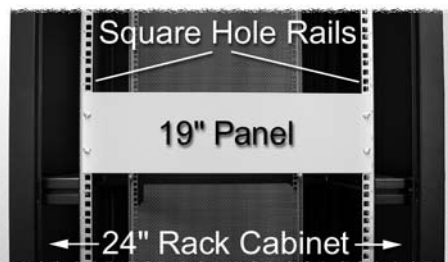
Top View



Right Side View



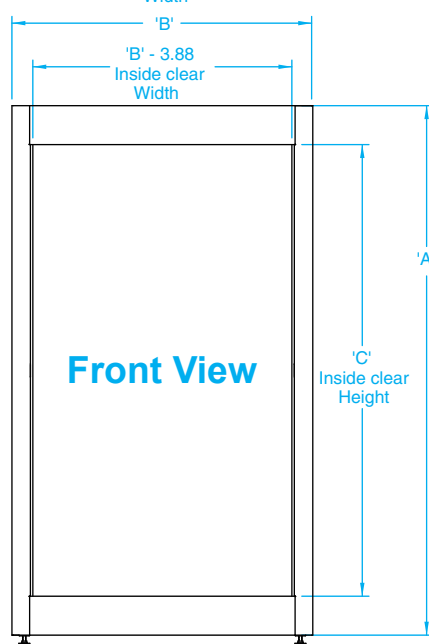
**19" Extra Wide
Rack Cabinet**



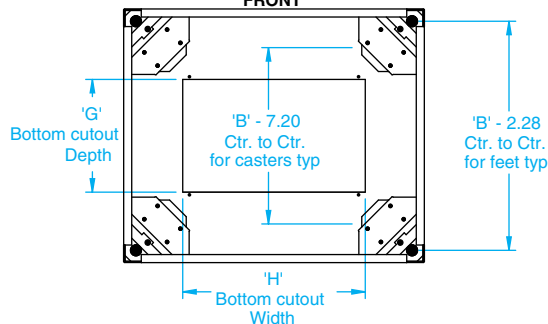
By using our 24" to 19" rail width adaptors (page 60) you can convert our 24" cabinets to 19" Extra Wide Panel Mount

This additional space allows for large bundles of wire that would not fit in standard 19" rack cabinets

Front View



FRONT



Bottom View

24" Rack Mount (19" Extra Wide)

Welded

Frames - 24" Mount (C2 Series)

FEATURES

- Heavy duty welded rack frame - 14 gauge steel
- Recommended maximum weight (C2F247836 tested) - 1,500 pounds
- Standard 24" panel mount width (28" overall width)
- **By using panel width adaptors (page 60) - this system can be converted to 19" rack mount with extra wiring area on both sides of equipment. Allows space for vertical cable managers (page 96)**
- Choice of three depths (23.6", 31.5" or 36")
- Unit is shipped as a welded frame only with 4 levelling feet
- **Panel rails are NOT included** allows maximum flexibility of panel rail quantity & options (ie..tapped or square hole) see page 59 for options
- Finished in a rugged, textured powder paint finish
- Welded frame bottom includes caster mounts
- See ordering guide (next page)

23.63" Deep (Usable Depth = 21.63")

Part Number		Dimensions (Inches)									
		Panel Height		Overall			Top Cutout		Bottom Cutout		Strut Spacing
				Height	Width	Depth	Depth	Width	Depth	Width	
Black Textured	Beige Textured	C	Units	A	B	D	E	F	G	H	K
C2F243523BK1	C2F243523CG1	35.06	20	42.31	28	23.63	14	24	10.5	17	N/A
C2F244223BK1	C2F244223CG1	42.06	24	49.31	28	23.63	14	24	10.5	17	19.00
C2F244923BK1	C2F244923CG1	49.06	28	56.31	28	23.63	14	24	10.5	17	22.50
C2F245623BK1	C2F245623CG1	56.06	32	63.31	28	23.63	14	24	10.5	17	26.00
C2F246323BK1	C2F246323CG1	63.06	36	70.31	28	23.63	14	24	10.5	17	29.50
C2F247023BK1	C2F247023CG1	70.06	40	77.31	28	23.63	14	24	10.5	17	33.00
C2F247823BK1	C2F247823CG1	78.81	45	86.06	28	23.63	14	24	10.5	17	37.38
C2F248523BK1	C2F248523CG1	85.81	49	93.06	28	23.63	14	24	10.5	17	40.88

31.5" Deep (Usable Depth = 29.5")

Part Number		Dimensions (Inches)									
		Panel Height		Overall			Top Cutout		Bottom Cutout		Strut Spacing
				Height	Width	Depth	Depth	Width	Depth	Width	
Black Textured	Beige Textured	C	Units	A	B	D	E	F	G	H	K
C2F243531BK1	C2F243531CG1	35.06	20	42.31	28	31.50	22.75	24	17.5	17	N/A
C2F244231BK1	C2F244231CG1	42.06	24	49.31	28	31.50	22.75	24	17.5	17	19.00
C2F244931BK1	C2F244931CG1	49.06	28	56.31	28	31.50	22.75	24	17.5	17	22.50
C2F245631BK1	C2F245631CG1	56.06	32	63.31	28	31.50	22.75	24	17.5	17	26.00
C2F246331BK1	C2F246331CG1	63.06	36	70.31	28	31.50	22.75	24	17.5	17	29.50
C2F247031BK1	C2F247031CG1	70.06	40	77.31	28	31.50	22.75	24	17.5	17	33.00
C2F247831BK1	C2F247831CG1	78.81	45	86.06	28	31.50	22.75	24	17.5	17	37.38
C2F248531BK1	C2F248531CG1	85.81	49	93.06	28	31.50	22.75	24	17.5	17	40.88

36" Deep (Usable Depth = 34")

Part Number		Dimensions (Inches)									
		Panel Height		Overall			Top Cutout		Bottom Cutout		Strut Spacing
				Height	Width	Depth	Depth	Width	Depth	Width	
Black Textured	Beige Textured	C	Units	A	B	D	E	F	G	H	K
C2F243536BK1	C2F243536CG1	35.06	20	42.31	28	36	27.25	24	17.5	17	N/A
C2F244236BK1	C2F244236CG1	42.06	24	49.31	28	36	27.25	24	17.5	17	19.00
C2F244936BK1	C2F244936CG1	49.06	28	56.31	28	36	27.25	24	17.5	17	22.50
C2F245636BK1	C2F245636CG1	56.06	32	63.31	28	36	27.25	24	17.5	17	26.00
C2F246336BK1	C2F246336CG1	63.06	36	70.31	28	36	27.25	24	17.5	17	29.50
C2F247036BK1	C2F247036CG1	70.06	40	77.31	28	36	27.25	24	17.5	17	33.00
C2F247836BK1	C2F247836CG1	78.81	45	86.06	28	36	27.25	24	17.5	17	37.38
C2F248536BK1	C2F248536CG1	85.81	49	93.06	28	36	27.25	24	17.5	17	40.88

EUROPE

Basingstoke, UK 01256 812812

AUSTRALIA

Queenstown SA, Australia 61-8-8240-2244



CANADA

Guelph, Ontario (519) 822-2960
St. Laurent, Quebec (514) 343-9010

USA

Cheektowaga, NY (716) 630-7030



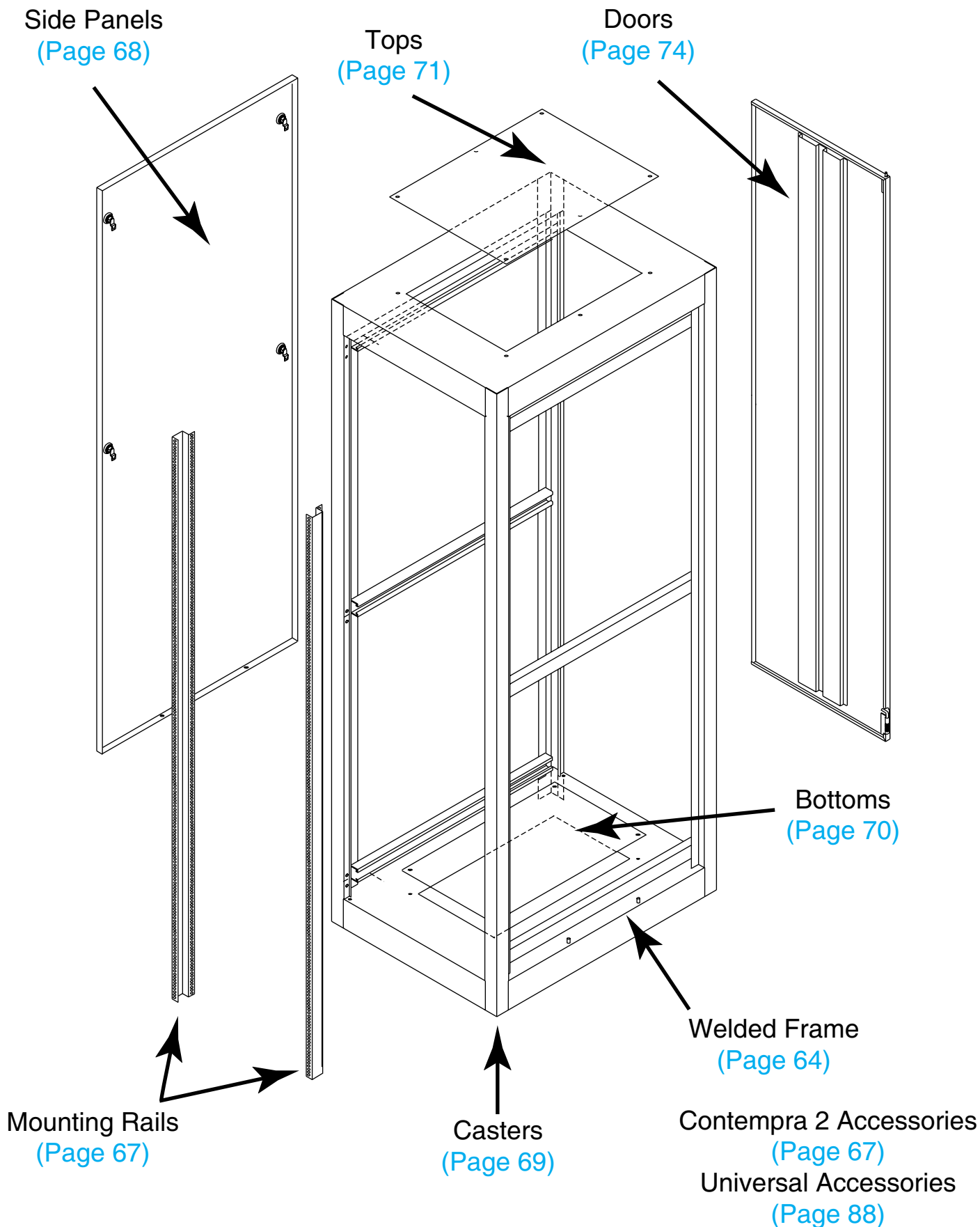
24" Rack Mount (19" Extra Wide)

Welded

Ordering Guide - 24" Mount (C2 Series)

24" Rack Mount (19" Extra Wide)

Welded



Panel Rails - 24" Mount (C2 Series)

TAPPED RAILS

• SOLD IN PAIRS

- Drilled and tapped (10-32)
- Heavy duty construction - formed from 10 gauge steel
- Full EIA hole centers (5/8 - 5/8 - 1/2 inch spacing)
- Bolts vertically in cabinet to amhal struts
- Includes strut mounting hardware, panel mounting hardware available on page 119
- Zinc plated finish
- Front of rail allows for 19" (with adaptors - next page) or 24" panel rack mounting
- Rear of rail flange for rear equipment support or accessory mounting



19" (with Adaptors)
or 24" Mount Rails

Part Number (Sold in Pairs)	Panel Height	
	Inches	Units
CCR35TZPL	35.00	20
CCR42TZPL	42.00	24
CCR49TZPL	49.00	28
CCR56TZPL	56.00	32
CCR63TZPL	63.00	36
CCR70TZPL	70.00	40
CCR78TZPL	78.75	45
CCR85TZPL	85.75	49

SQUARE HOLE RAILS


• SOLD IN PAIRS

- Square hole punched - allowing choice of hardware for 10-32 or 12-24 or M6 thread cage nuts
- Includes a starter quantity (25) of 10-32 cage nuts
- Heavy duty construction - formed from 12 gauge steel
- Full EIA hole centers (5/8 - 5/8 - 1/2 inch spacing)
- Bolts vertically in cabinet to amhal struts
- Includes strut mounting hardware, panel mounting hardware available on page 119
- Zinc plated finish
- Front of rail allows for 19" (with adaptors - next page) or 24" panel rack mounting
- Rear "L" of rail for rear equipment support or accessory mounting



19" (with Adaptors)
or 24" Mount Rails

Part Number (Sold in Pairs)	Panel Height	
	Inches	Units
CPR35SZPL	35.00	20
CPR42SZPL	42.00	24
CPR49SZPL	49.00	28
CPR56SZPL	56.00	32
CPR63SZPL	63.00	36
CPR70SZPL	70.00	40
CPR78SZPL	78.75	45
CPR85SZPL	85.75	49



Cage Nut
Installation Tool

- Allows for easy installation of cage nuts in square rail hole
- Spring steel tool
- Part Number **RCNIT**



Additional Cage Nuts

Part Number	Qty. Per Package	Thread
1421CNA25	25	10-32
1421CNA100	100	10-32
1421CNC25	25	12-24
1421CNC100	100	12-24
1421CNB25	25	M6
1421CNB100	100	M6

23" Mount Rails

Part Number (Sold in Pairs)	Panel Height	
	Inches	Units
CPR2370SZPL	70.00	40
CPR2378SZPL	78.75	45

24" Rack Mount (19" Extra Wide)

Welded

EUROPE

Basingstoke, UK 01256 812812

AUSTRALIA

Queenstown SA, Australia 61-8-8240-2244



CANADA

Guelph, Ontario (519) 822-2960
St. Laurent, Quebec (514) 343-9010


USA

Cheektowaga, NY (716) 630-7030



Side Panels - 24" Mount (C2 Series)

RAIL WIDTH ADAPTORS



- **SOLD IN SETS OF 6 - ENOUGH FOR ONE PAIR OF RAILS**
- Converts 24" rack cabinets to 19" rack mount (extra wide)
- Provides additional wiring space along both sides of 19" rack mounted equipment
- Allows space for vertical cable managers (page 96)
- Fits between panel rail and three horizontal channels (amhal struts)
- Constructed of black anodized extruded aluminum
- Kit includes six adaptor brackets, extender bolts and washers - required hardware for one pair of rails
- Part Number **CAK1924**

SIDE PANELS

23.63" Deep



FEATURES

- **Sold in pairs**
- Constructed of 16 gauge steel
- Panels fit flush with frame
- Designed for easy removal and installation
- Features quick release 1/4 turn cam fasteners (4 per side) with internal latching provision
- Two pins on the bottom of the frame allow for easy alignment & installation
- Finished in a rugged textured powder paint

Part Number		Depth (Inches)	Panel Height	
Black Textured	Beige Textured		Inches	Units
CSP3523BK1	CSP3523CG1	23.63	35.00	20
CSP4223BK1	CSP4223CG1	23.63	42.00	24
CSP4923BK1	CSP4923CG1	23.63	49.00	28
CSP5623BK1	CSP5623CG1	23.63	56.00	32
CSP6323BK1	CSP6323CG1	23.63	63.00	36
CSP7023BK1	CSP7023CG1	23.63	70.00	40
CSP7823BK1	CSP7823CG1	23.63	78.75	45
CSP8523BK1	CSP8523CG1	23.63	85.75	49

31.5" Deep

Part Number		Depth (Inches)	Panel Height	
Black Textured	Beige Textured		Inches	Units
CSP3531BK1	CSP3531CG1	31.50	35.00	20
CSP4231BK1	CSP4231CG1	31.50	42.00	24
CSP4931BK1	CSP4931CG1	31.50	49.00	28
CSP5631BK1	CSP5631CG1	31.50	56.00	32
CSP6331BK1	CSP6331CG1	31.50	63.00	36
CSP7031BK1	CSP7031CG1	31.50	70.00	40
CSP7831BK1	CSP7831CG1	31.50	78.75	45
CSP8531BK1	CSP8531CG1	31.50	85.75	49

36" Deep

Part Number		Depth (Inches)	Panel Height	
Black Textured	Beige Textured		Inches	Units
CSP3536BK1	CSP3536CG1	36.00	35.00	20
CSP4236BK1	CSP4236CG1	36.00	42.00	24
CSP4936BK1	CSP4936CG1	36.00	49.00	28
CSP5636BK1	CSP5636CG1	36.00	56.00	32
CSP6336BK1	CSP6336CG1	36.00	63.00	36
CSP7036BK1	CSP7036CG1	36.00	70.00	40
CSP7836BK1	CSP7836CG1	36.00	78.75	45
CSP8536BK1	CSP8536CG1	36.00	85.75	49

SIDE PANEL LOCKS

- For higher security, the quarter turn fasteners on the side panels can be replaced with a key locking version
- Order part number **CSPQTRL**
- Kit contains 4 quarter turn locks and 8 keys.
- Good for 1 rack (ie...2 locks per side panel)

24" Rack Mount (19" Extra Wide)

Welded

Casters - 24" Mount (C2 Series)

LIGHT DUTY CASTERS

- **Light Duty** - 360 lbs. Mfg.'s specified weight capacity (Set of 4)
- Features ball bearing swivel and hard composition wheels
- Standard 3" x 1.75" hole mounting pattern - no drilling required
- Adds only 0.75" to height of cabinet by fitting up inside base of rack
- Wheels are black & 3" wheel diameter
- Includes mounting hardware
- **SOLD IN A SET OF 4**
- Part Number **1425B**



MEDIUM DUTY CASTERS

- **Medium Duty** - 700 lbs. Mfg.'s specified weight capacity (Set of 4)
- Features ball bearing swivel and hard composition wheels
- Standard 3" x 1.75" hole mounting pattern
- Adds only 0.75" to height of cabinet by fitting up inside base of rack
- Wheels are black & 3" wheel diameter
- Includes mounting hardware
- **SOLD IN A SET OF 4**
- Part Number **1425BM**



HEAVY DUTY CASTERS

- **Heavy Duty** - 1,050 lbs. Mfg.'s specified weight capacity (Set of 4)
- Features ball bearing swivel and hard composition wheels
- Standard 3" x 1.75" hole mounting pattern
- Adds only 0.75" to height of cabinet by fitting up inside base of rack
- Wheels are blue & 3" wheel diameter
- Includes mounting hardware
- **SOLD IN A SET OF 4**
- Part Number **1425BH**



LOCKING CASTERS

- These are exterior mount casters that mount outside of rack frame perimeter to allow foot access of locking pedals
- **Medium Duty** - 560 lbs. Mfg.'s specified weight capacity (Set of 4)
- Available in either locking or non-locking format
- Sold in **pairs** allowing for mix of locking and nonlocking on same cabinet
- 3.5" diameter wheels add 4.88" to cabinet height
- No drilling required as casters fit into built-in caster mounts
- Part Number **CCSTL** for a PAIR of locking casters
- Part Number **CCSTN** for a PAIR of non-locking casters



24" Rack Mount (19" Extra Wide)

Welded

EUROPE

Basingstoke, UK 01256 812812

AUSTRALIA

Queenstown SA, Australia 61-8-8240-2244



CANADA

Guelph, Ontario (519) 822-2960
St. Laurent, Quebec (514) 343-9010

USA

Cheektowaga, NY (716) 630-7030


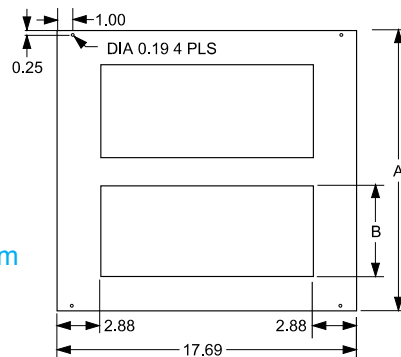


Bottom Options - 24" Mount (C2 Series)

FRAME BOTTOMS

- 14 gauge steel construction
- Micro Cell Cable Entry Bottom features 2 cutouts for cable access. Under side of cutouts covered with black foam rubber which, when punctured for cable access, still maintains a virtually sealed bottom
- Mounting hardware included


Micro Cell Cable Entry Bottom



Micro Cell Cable Entry or Solid Steel (pictured top to bottom)


Part Number		Type	Dimensions (Inches)			
Black Textured	Beige Textured		Panel Width	A	B	Rack Depth
C2BPS1923BK1	C2BPS1923CG1	Solid	19 or 24	11.5	-	23.63
C2BPS1931BK1	C2BPS1931CG1	Solid	19 or 24	11.5	-	31.50 or 36.00
C2BPCE1923BK1	C2BPCE1923CG1	Cable Entry	19 or 24	18.5	3.5	23.63
C2BPCE1931BK1	C2BPCE1931CG1	Cable Entry	19 or 24	18.5	6.0	31.50 or 36.00

PLINTH



- Adds 4" to overall rack height
- 14 gauge steel construction
- Features 4 corner units and 4 removable fill panels
- By removing both front & rear panels, easy access to bottom cabling and forklift lifting/transport are achieved
- Not compatible with levelling feet or casters

BOLT DOWN KIT



- Fixes rack to floor
- Kit includes set of four - 3/8" x 5 1/2" bolts with flat washers and nuts
- Can be used with or without plinths
- Part Number: [CBDK4](#)

Part Number		Panel Width	Use with Frame Depth
Black Textured	Beige Textured		
CPL24423BK1	CPL24423CG1	24"	23.63"
CPL24431BK1	CPL24431CG1	24"	31.50"
CPL24436BK1	CPL24436CG1	24"	36.00"

24" Rack Mount (19" Extra Wide)

Welded

Tops - 24" Mount (C2 Series)

SOLID TOP

- 14 gauge steel construction, finished in a rugged powder paint
- Supplied with mounting hardware
- Should be used on all racks where protection from dust or falling objects is required

Part Number		Panel Width	Rack Depth
Black Textured	Beige Textured		
C2T2423SBK1	C2T2423SCG1	24	23.63
C2T2431SBK1	C2T2431SCG1	24	31.50
C2T2436SBK1	C2T2436SCG1	24	36.00



VENTED TOP

- 14 gauge steel construction, finished in a rugged powder paint
- Supplied with mounting hardware
- Provides a practical and economical solution to convection cooling requirements
- Available either with or without 3.5" cable access holes and covers

Without Cable Access Holes

Part Number		Panel Width	Rack Depth
Black Textured	Beige Textured		
C2T2423VBK1	C2T2423VCG1	24	23.63
C2T2431VBK1	C2T2431VCG1	24	31.50
C2T2436VBK1	C2T2436VCG1	24	36.00



With 3.5" Cable Access Holes & Covers

Part Number		Panel Width	Rack Depth
Black Textured	Beige Textured		
C2T2423VCEBK1	C2T2423VCECG1	24	23.63
C2T2431VCEBK1	C2T2431VCECG1	24	31.50
C2T2436VCEBK1	C2T2436VCECG1	24	36.00



RAISED VENT TOP

- 14 gauge steel construction, finished in a rugged powder paint
- Supplied with mounting hardware
- Simple up or down adjustment permits either raised installation for venting or flush mounting for smooth decorative look
- Allows for protection from falling objects or liquids
- When raised, permits convection cooling as gap between top & frame allows warm air to escape on all four sides

Part Number		Panel Width	Rack Depth
Black Textured	Beige Textured		
C2T2423RBK1	C2T2423RCG1	24	23.63
C2T2431RBK1	C2T2431RCG1	24	31.50
C2T2436RBK1	C2T2436RCG1	24	36.00



24" Rack Mount (19" Extra Wide)

Welded

EUROPE

Basingstoke, UK 01256 812812

AUSTRALIA

Queenstown SA, Australia 61-8-8240-2244



CANADA

Guelph, Ontario (519) 822-2960
St. Laurent, Quebec (514) 343-9010


USA

Cheektowaga, NY (716) 630-7030



Fan Tops - 24" Mount (C2 Series)


4.7" FAN TOP PANEL



- 14 gauge steel construction, finished in a rugged powder paint
- 4.7" fan top panel - fans not included (see next page)
- Quantity 4 or 6 openings depending on depth of rack
- Maximum flexibility - add fans, leave holes open (for cable access) or use covers (see next page)

Part Number		Panel Width	Rack Depth	Fan Holes
Black Textured	Beige Textured			
C2T2423FBK1	C2T2423FCG1	24	23.63	4
C2T2431FBK1	C2T2431FCG1	24	31.50	6
C2T2436FBK1	C2T2436FCG1	24	36.00	6

PRE-WIRED 4.7" EXHAUST FAN TOP



- Includes a quantity of 4 - long life, ball bearing, 4.7", 115 volt, 50/60 Hz. AC, 100 CFM fans (230 VAC fan tops available on special order)
- Available with or without thermostat
- Finger guards are punched into top panel and bottom of fan top
- Fans are pre-wired, installed and complete with 3 foot cord & plug

Part Number		Panel Width	Rack Depth	Thermostat
Black Textured	Beige Textured			
C2T2423F4BK1	C2T2423F4CG1	24	23.63	No
C2T2431F4BK1	C2T2431F4CG1	24	31.50	No
C2T2436F4BK1	C2T2436F4CG1	24	36.00	No
C2T2423F4TBK1	C2T2423F4TCG1	24	23.63	Yes
C2T2431F4TBK1	C2T2431F4TCG1	24	31.50	Yes
C2T2436F4TBK1	C2T2436F4TCG1	24	36.00	Yes

PRE-WIRED 10" EXHAUST FAN TOP PANEL



Without Cable Access

- Includes quantity 1 - 10", 550 CFM, 115 V 50/60 Hz. AC fan 35 watt motor (230 VAC fan tops available on special order)
- Thermal protected motor
- Ball bearing construction, plastic blades (3)
- Diecast aluminum body fan
- Rotation is clockwise (looking down at the rotor - as pictured on the left)
- Airflow exhausts the rack (out the top as pictured on the left)
- C UL & UL recognized
- 5' cord and molded on plug
- Top & bottom finger guards included
- Pre-wired and assembled as shown, finished in a rugged powder paint
- Available either with or without 4 cable access holes (3.5") and covers

Without Cable Access Holes

Part Number		Panel Width	Rack Depth
Black Textured	Beige Textured		
C2T2423F10BK1	C2T2423F10CG1	24	23.63
C2T2431F10BK1	C2T2431F10CG1	24	31.50
C2T2436F10BK1	C2T2436F10CG1	24	36.00

With Cable Access 3.5" Holes & Covers

Part Number		Panel Width	Rack Depth
Black Textured	Beige Textured		
C2T2423F10CEBK1	C2T2423F10CECG1	24	23.63
C2T2431F10CEBK1	C2T2431F10CECG1	24	31.50
C2T2436F10CEBK1	C2T2436F10CECG1	24	36.00



With Cable Access

24" Rack Mount (19" Extra Wide)

Welded

Fan Top Accessories - 24" Mount (C2 Series)

4.7" FANS

- 4.70" (120mm), 1.50" deep - Tubeaxial type
- Choice of either 115 or 230 VAC, 50/60 Hz.
- Impedance protected motor Class-B insulated
- Ball bearing construction, metal blades
- Diecast aluminum body
- Rotation is counter clockwise (looking at the rotor - as pictured)
- Airflow is over the struts (out the back as pictured)
- Male plug terminated (requires fan cords below)
- UL recognized, CSA listed, CE certified
- With mounting hardware




Part Number	Size		VAC	CFM	Wattage	Use With Fan Guard Part Number
	Inches	mm				
DNMF100AC115	4.70	120	115	105	22	DNFG
DNMF100AC230	4.70	120	230	105	22	DNFG

METAL FAN GUARDS

- Constructed of steel
- For covering unused fan top openings or as 4.7" fan guards
- Hardware included


Part Number	Color	Use with Fan Size
DNFG	Wire mesh, nickel plated	4.7"



4.7" FAN HOLE COVER

- Constructed of 14 gauge steel
- For covering unused fan top openings on 4.7" fan tops
- Hardware included

Part Number	Color	Paint Finish
DNFPBK1	Black	Textured
DNFPCG1	Grey-Beige	Textured



FAN CORD

- For 115 VAC wiring
- Standard molded female fan plug (0.91" x 0.68")

Part Number	Description	Lead Length	Fan Connector	115VAC Plug
DNMFC	Single Fan Cord	24"	Straight	No
DNFC48P	Single Fan Cord	48"	45 degree	Yes
DNFC72P	Single Fan Cord	72"	45 degree	Yes
DNFCDC2P	Daisy Chain	24"	Qty. 2- 45 degree, 24" apart	Yes
DNFCDC3P	Daisy Chain	24"	Qty 3 - 45 degree, 24" apart	Yes



EUROPE

Basingstoke, UK 01256 812812

AUSTRALIA

Queenstown SA, Australia 61-8-8240-2244



CANADA

Guelph, Ontario (519) 822-2960
St. Laurent, Quebec (514) 343-9010

USA

Cheektowaga, NY (716) 630-7030



Doors - 24" Mount (C2 Series)

SOLID DOOR

- Flush mount
- Heavy duty 16 gauge steel construction with sturdy door stiffeners welded on
- Reversible right or left opening (by inverting door)
- Features lockable latch, magnetic catch and spring loaded hinge pins for instant installation or removal
- Allows full access to space between panel rails when open
- Paint matches rack in the same rugged textured powder paint finish

Part Number		Panel Height		Use With 24" Frame Part Number
Black Textured	Beige Textured	Inches	Units	
CDF2435SBK1	CDF2435SCG1	35.00	20	C2F2435
CDF2442SBK1	CDF2442SCG1	42.00	24	C2F2442
CDF2449SBK1	CDF2449SCG1	49.00	28	C2F2449
CDF2456SBK1	CDF2456SCG1	56.00	32	C2F2456
CDF2463SBK1	CDF2463SCG1	63.00	36	C2F2463
CDF2470SBK1	CDF2470SCG1	70.00	40	C2F2470
CDF2478SBK1	CDF2478SCG1	78.75	45	C2F2478
CDF2485SBK1	CDF2485SCG1	85.75	49	C2F2485

LOUVERED DOOR

- Flush mount
- Heavy duty 16 gauge steel construction with sturdy door stiffeners welded on
- Opens right hand only with louvers facing down
- Features lockable latch, magnetic catch and spring loaded hinge pins for instant installation or removal
- Allows full access to space between panel rails when open
- Paint matches rack in the same rugged textured powder paint finish

Part Number		Panel Height		Use With 24" Frame Part Number
Black Textured	Beige Textured	Inches	Units	
CDF2435LBK1	CDF2435LCG1	35.00	20	C2F2435
CDF2442LBK1	CDF2442LCG1	42.00	24	C2F2442
CDF2449LBK1	CDF2449LCG1	49.00	28	C2F2449
CDF2456LBK1	CDF2456LCG1	56.00	32	C2F2456
CDF2463LBK1	CDF2463LCG1	63.00	36	C2F2463
CDF2470LBK1	CDF2470LCG1	70.00	40	C2F2470
CDF2478LBK1	CDF2478LCG1	78.75	45	C2F2478
CDF2485LBK1	CDF2485LCG1	85.75	49	C2F2485

PLEXI DOOR

- Flush mount
- 16 gauge steel door frame with smoked plexi glass insert
- Reversible right or left opening (by inverting door)
- Features lockable latch, magnetic catch and spring loaded hinge pins for instant installation or removal
- Allows full access to space between panel rails when open
- Frame painted with rugged textured black powder paint

Part Number	Panel Height		Use With 24" Frame Part Number
	Black Flush Plexi	Inches Units	
C2DF2435PBK1		35.00 20	C2F2435
C2DF2442PBK1		42.00 24	C2F2442
C2DF2449PBK1		49.00 28	C2F2449
C2DF2456PBK1		56.00 32	C2F2456
C2DF2463PBK1		63.00 36	C2F2463
C2DF2470PBK1		70.00 40	C2F2470
C2DF2478PBK1		78.75 45	C2F2478
C2DF2485PBK1		85.75 49	C2F2485

24" Rack Mount (19" Extra Wide)


Welded

Doors - 24" Mount (C2 Series)

PERFORATED DOOR

- Flush mount
- Provides maximum ventilation while maintaining security
- Heavy Duty 16 gauge steel construction with perforated steel inserts
- Reversible right or left opening (by inverting door)
- Features lockable latch, magnetic catch and spring loaded hinge pins for instant installation or removal
- Allows full access to space between panel rails when open
- Paint matches "C2" type rack frame in the same rugged textured powder paint finish.

Part Number		Panel Height		Use With 24" Frame Part Number
Black Textured	Beige Textured	Inches	Units	
CDF2470VBK1	CDF2470VCG1	70.00	40	C2F2470
CDF2478VBK1	CDF2478VCG1	78.00	45	C2F2478



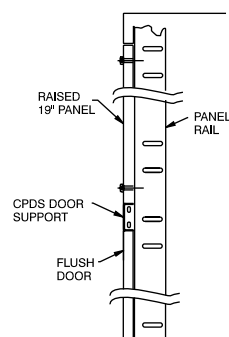
VENTILATED PLEXI DOOR

- Flush mount
- Provides airflow through cabinet and excellent equipment visibility
- 16 gauge steel door frame (ventilated) with smoked plexi glass insert
- Reversible right or left opening (by inverting door)
- Features lockable latch, magnetic catch and spring loaded hinge pins for instant installation or removal
- Allows full access to space between panel rails when open
- Complete with keyed lock and magnet strip for closure
- Frame is painted with a rugged textured black powder paint finish.

Part Number		Panel Height		Use With 24" Frame Part Number
Black Textured	Beige Textured	Inches	Units	
CDF2470VPBK1	CDF2470VPCG1	70.00	40	C2F2470
CDF2478VPBK1	CDF2478VPCG1	78.00	45	C2F2478




PARTIAL HEIGHT DOOR SUPPORT



- Allows partial height door installation (used when blowers are installed in bottom of rack)
- Requires drilling of rack frame
- Occupies 1.75" (1U) of panel height
- Door support is 0.75" deep

Part Number		For Panel Width
Black Textured	Beige Textured	
CPDS24BK1	CPDS24CG1	24"



24" Rack Mount (19" Extra Wide)

Welded

EUROPE

Basingstoke, UK 01256 812812

AUSTRALIA

Queenstown SA, Australia 61-8-8240-2244



CANADA

Guelph, Ontario (519) 822-2960
St. Laurent, Quebec (514) 343-9010

USA

Cheektowaga, NY (716) 630-7030



Exclusive Accessories - 24" Mount (C2 Series)

GANGING KIT




- Complete hardware kit allowing two racks to be ganged at six points along vertical frame side.
- Part Number **CGH01**

EXTRA LEVELLING FEET



- Contempra racks all **INCLUDE** 4 nylon base levelling feet
- Set of 4
- Four levelling feet will support a maximum of 800 lbs.
- Part Number **CLFK** for standard nylon base
- Part Number **CLFKNS** for nonskid rubber base


GROUND BUS BARS



- Full length copper strip 0.13" x 0.63"
- Includes hardware for mounting on rack frame side struts


Part Number	Use With Rack Part Number
CBB35	C2F1935
CBB42	C2F1942
CBB49	C2F1949
CBB56	C2F1956
CBB63	C2F1963
CBB70	C2F1970
CBB78	C2F1978
CBB85	C2F1985

LEVELLING FOOT WRENCH



- Laser cut flat steel wrench
- Designed for easy levelling under frame
- Part Number **RFLW**

DESK UNIT



- Constructed of beige laminate and 14 gauge steel support channels
- Ideal for writing surface, keyboard or instrument mounting requirements
- Mounts onto rails, but is notched on both sides for flush fit with cabinet sides.
- Part Number **CW24CG4**

TRIM KIT



- Extruded aluminum dress kit with black inlay (ideal for custom identification)
- Attaches with strong adhesive requiring no drilling or hardware
- Compatible with flush doors only
- Part Number **C2ID24**

24" Rack Mount (19" Extra Wide)

Welded



Welded Rack Cabinets



NEMA 12 Components

NEMA 12

Welded

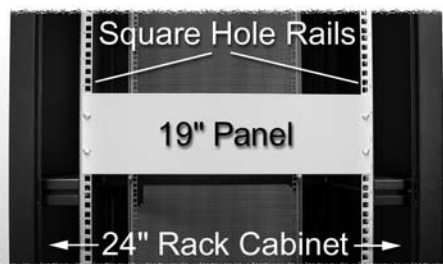
NEMA 12 Frames (C3 Series)



**- FRAME ONLY -
PANEL RAILS
NOT INCLUDED**

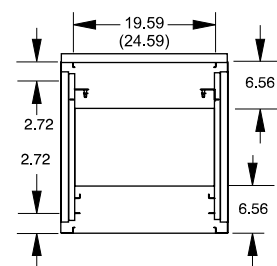
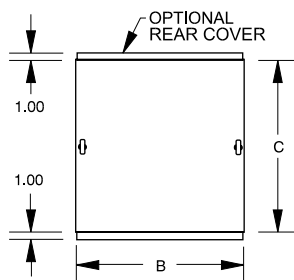
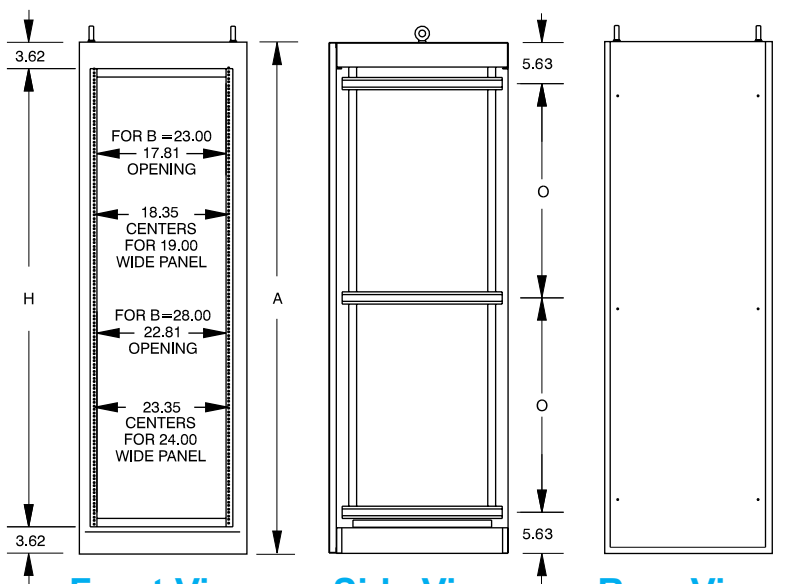


19" Extra Wide NEMA 12 Rack Cabinet



By using our 24" to 19" rail width adaptors (page 74) you can convert our 24" cabinets to 19" Extra Wide Panel Mount

This additional space allows for large bundles of wire that would not fit in standard 19" rack cabinets



NEMA 12

Welded

NEMA 12 Frames (C3 Series)

FEATURES

- NEMA 12 rated - ideal for use in harsh factory floor situations
- CSA & UL listed
- Oil resistant gaskets are permanently secured on all openings
- Sides and doors are easily removable for easy internal access
- Heavy duty - welded rack (1,500 lb even load rating)
- Choice of standard 19" panel width (23" overall) or 24" panel width (28" overall)
- **By using panel width adaptors (page 74) - this system can be converted to 19" rack mount with extra wiring area on both sides of equipment. Allows space for vertical cable managers (page 96)**
- Choice of two depths:
 - usable depth of 21.63" (23.63" overall)
 - usable depth of 29.50" (31.50" overall)
- Unit is shipped as welded frame only with 4 levelling feet
- **Panel rails are NOT included** allows maximum flexibility of panel rail quantity & options (ie..tapped or square hole)
- Heavy duty: 14 gauge steel frame
- Frame ships with reinforced lifting eyes
- Finished in a rugged, textured beige powder paint
- See ordering guide (next page)

19" Rack Mount Versions

23.63" Deep (Usable Depth = 21.63")

Part Number	Panel Width	Panel Height		Overall Dimensions (Inches)				Strut Center
		Inches	Units	A	B	Depth	H	O
C3F196323CG1	19.00	63	36	70.31	23.00	23.63	63.06	29.50
C3F197023CG1	19.00	70	40	77.31	23.00	23.63	70.06	33.00
C3F197823CG1	19.00	78	45	86.06	23.00	23.63	78.81	37.38

31.5" Deep (Usable Depth = 29.5")

Part Number	Panel Width	Panel Height		Overall Dimensions (Inches)				Strut Center
		Inches	Units	A	B	Depth	H	O
C3F196331CG1	19.00	63	36	70.31	23.00	31.50	63.06	29.50
C3F197031CG1	19.00	70	40	77.31	23.00	31.50	70.06	33.00
C3F197831CG1	19.00	78	45	86.06	23.00	31.50	78.81	37.38

24" Rack Mount Versions

23.63" Deep (Usable Depth = 21.63")

Part Number	Panel Width	Panel Height		Overall Dimensions (Inches)				Strut Center
		Inches	Units	A	B	Depth	H	O
C3F246323CG1	24.00	63	36	70.31	28.00	23.63	63.06	29.50
C3F247023CG1	24.00	70	40	77.31	28.00	23.63	70.06	33.00
C3F247823CG1	24.00	78	45	86.06	28.00	23.63	78.81	37.38

31.5" Deep (Usable Depth = 29.5")

Part Number	Panel Width	Panel Height		Overall Dimensions (Inches)				Strut Center
		Inches	Units	A	B	Depth	H	O
C3F246331CG1	24.00	63	36	70.31	28.00	31.50	63.06	29.50
C3F247031CG1	24.00	70	40	77.31	28.00	31.50	70.06	33.00
C3F247831CG1	24.00	78	45	86.06	28.00	31.50	78.81	37.38

EUROPE

Basingstoke, UK 01256 812812

AUSTRALIA

Queenstown SA, Australia 61-8-8240-2244



CANADA

Guelph, Ontario (519) 822-2960
St. Laurent, Quebec (514) 343-9010

USA

Cheektowaga, NY (716) 630-7030



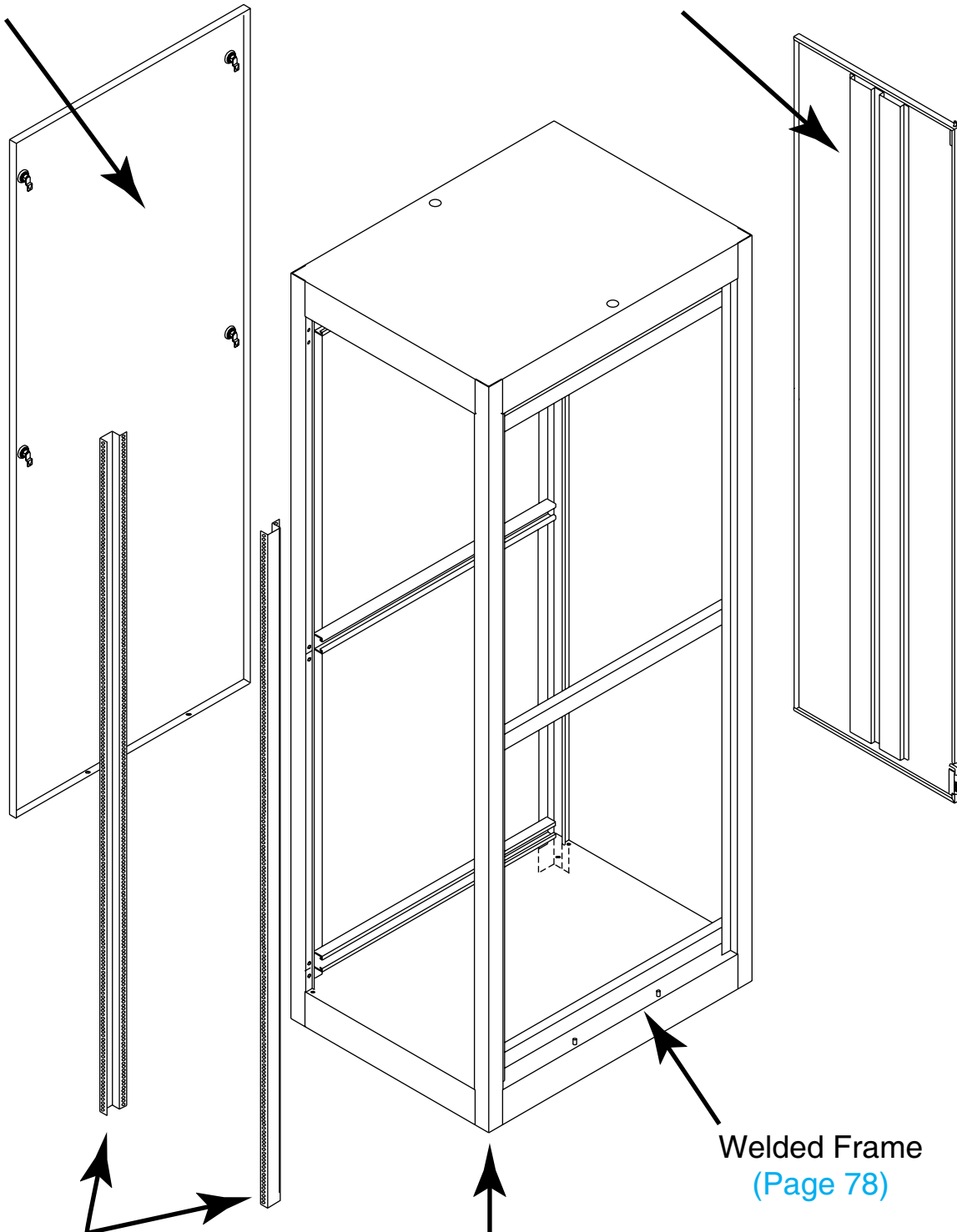
NEMA 12

Welded

Ordering Guide - NEMA 12 (C3 Series)

Side Panels
(Page 82)

Doors
(Page 84)



Welded Frame
(Page 78)

Mounting Rails
(Page 81)

Caster Assembly
(Page 83)

Contempra 3 Accessories
(Page 81)
Universal Accessories
(Page 88)

NEMA 12

Welded

Panel Rails - NEMA 12 (C3 Series)

TAPPED RAILS

• SOLD IN PAIRS

- Drilled and tapped (10-32)
- Heavy duty construction - formed from 10 gauge steel
- Full EIA hole centers (5/8 - 5/8 - 1/2 inch spacing)
- Bolts vertically in rack to amhal struts
- Includes strut mounting hardware, panel mounting hardware available on page 119
- Zinc plated finish
- Front of rail allows for 19" or 24" panel rack mounting (depending on the width of the cabinet frame ordered)
- By using panel width adaptors (next page) - the 24" rack mount frames can be converted to 19" rack mount with extra wiring area on both sides of equipment
- Rear of rail flange for rear support or accessory mounting



Part Number (Sold in Pairs)	Panel Height	
	Inches	Units
CCR35TZPL	35.00	20
CCR42TZPL	42.00	24
CCR49TZPL	49.00	28
CCR56TZPL	56.00	32
CCR63TZPL	63.00	36
CCR70TZPL	70.00	40
CCR78TZPL	78.75	45
CCR85TZPL	85.75	49

SQUARE HOLE RAILS

• SOLD IN PAIRS

- Square hole punched - allowing choice of hardware for 10-32 or 12-24 or M6 thread cage nuts), Full EIA hole centers (5/8 - 5/8 - 1/2 inch spacing)
- Includes a starter quantity (25) of 10-32 cage nuts
- Heavy duty construction - formed from 12 gauge steel, zinc plated finish
- Bolts vertically in rack to amhal struts
- Includes strut mounting hardware, panel mounting hardware available on page 119
- Front of rail allows for 19" or 24" panel rack mounting (depending on the width of the cabinet frame ordered)
- By using panel width adaptors (next page) - the 24" rack frames can be converted to 19" rack mount with extra wiring area on both sides of equipment
- 23" mount rails ONLY work in 24" rack cabinet frames
- Rear "L" of rail for rear support or accessory mounting



Part Number (Sold in Pairs)	Panel Height	
	Inches	Units
CPR35SZPL	35.00	20
CPR42SZPL	42.00	24
CPR49SZPL	49.00	28
CPR56SZPL	56.00	32
CPR63SZPL	63.00	36
CPR70SZPL	70.00	40
CPR78SZPL	78.75	45
CPR85SZPL	85.75	49



**Cage Nut
Installation Tool**

- Allows for easy installation of cage nuts in square rail hole
- Spring steel tool
- Part Number **RCNIT**



Additional Cage Nuts

Part Number	Qty. Per Package	Thread
1421CNA25	25	10-32
1421CNA100	100	10-32
1421CNC25	25	12-24
1421CNC100	100	12-24
1421CNB25	25	M6
1421CNB100	100	M6

23" Mount Rails

Part Number (Sold in Pairs)	Panel Height	
	Inches	Units
CPR2370SZPL	70.00	40
CPR2378SZPL	78.75	45

NEMA 12

Welded

EUROPE

Basingstoke, UK 01256 812812

AUSTRALIA

Queenstown SA, Australia 61-8-8240-2244



CANADA

Guelph, Ontario (519) 822-2960
St. Laurent, Quebec (514) 343-9010

USA

Cheektowaga, NY (716) 630-7030



Width Adaptors & Side Panels (C3 Series)

RAIL WIDTH ADAPTORS (24" Rack Frames ONLY)



- NOT REQUIRED FOR 19" RACK FRAMES
- SOLD IN SETS OF 6 - ENOUGH FOR ONE PAIR OF RAILS
- Converts 24" rack cabinets to 19" rack mount (extra wide)
- Provides additional wiring space along both sides of 19" rack mounted equipment
- Allows space for vertical cable managers (page 96)
- Fits between panel rail and three horizontal channels (amhal struts)
- Constructed of black anodized extruded aluminum
- Kit includes six adaptor brackets, extender bolts and washers - required hardware for one pair of rails
- Part Number **CAK1924**

SIDE PANELS



- SOLD IN PAIRS
- Constructed of 16 gauge steel
- Panels fit flush with frame
- Features quick release 1/4 turn cam fasteners providing a tight seal against gasket on the frame
- Finished in beige textured powder paint (matches frame)

For 23.63" Deep Frame

Part Number	Rack Depth (Inches)	Panel Height		Use With Frame Part Number
		Inches	Units	
C3SP6323CG1	23.63	63	36	C3F196323CG1 or C3F246323CG1
C3SP7023CG1	23.63	70	40	C3F197023CG1 or C3F247023CG1
C3SP7823CG1	23.63	78	45	C3F197823CG1 or C3F247823CG1

For 31.5" Deep Frame

Part Number	Rack Depth (Inches)	Panel Height		Use With Frame Part Number
		Inches	Units	
C3SP6331CG1	31.50	63	36	C3F196331CG1 or C3F246331CG1
C3SP7031CG1	31.50	70	40	C3F197031CG1 or C3F247031CG1
C3SP7831CG1	31.50	78	45	C3F197831CG1 or C3F247831CG1



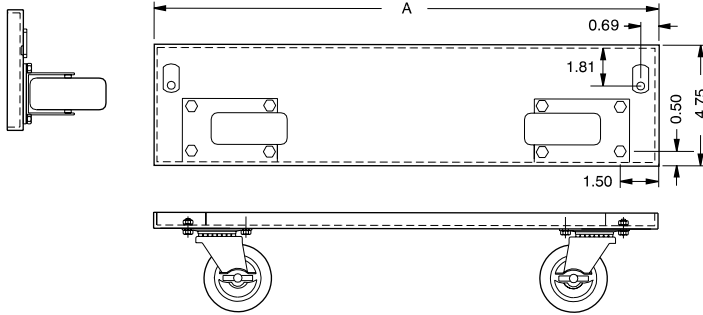
- For higher security, the quarter turn fasteners on the side panels can be replaced with this key locking version
- Order part number **C3SPQTRL**
- Kit contains 4 quarter turn locks and 8 keys.
- Good for 1 rack (ie...2 locks per side panel)

NEMA 12

Welded

Casters & Plinths - NEMA 12 (C3 Series)

CASTER BASE ASSEMBLY



- Casters and adaptor base provide heavy duty caster capability
- Complete assembly with four casters, mounts to rack frame without drilling
- 3" non-static rockite caster wheels with ball bearing pivots
- 1,080 lb. Mfg's specified weight capacity
- Not compatible with plinth (below)
- Hardware included

For 19" Rack Mount Frames


Part Number	A
C3CRS19	19.88

For 24" Rack Mount Frames

Part Number	A
C3CRS24	24.88


LOCKING CASTERS

- These are exterior mount casters that mount outside of rack frame perimeter to allow foot access of locking pedals
- **Medium Duty** - 560# Mfg's specified weight capacity (Set of 4)
- Available in either locking or non-locking format
- Sold in **pairs** allowing for mix of locking and nonlocking on same cabinet
- 3.5" diameter wheels add 4.88" to cabinet height
- No drilling required as casters fit into built-in caster mounts
- Part Number **CCSTL** for a PAIR of locking casters
- Part Number **CCSTN** for a PAIR of non-locking casters



PLINTH

- Adds 4" to overall rack height
- 14 gauge steel construction
- Features 4 corner units and 4 removable fill panels
- By removing both front & rear panels, easy access to bottom cabling and forklift lifting/transport are achieved
- Not compatible with levelling feet or casters



For 19" Rack Mount Frames


Part Number		Panel Width	Use with Frame Depth
Black Textured	Beige Textured		
CPL19423BK1	CPL19423CG1	19"	23.63"
CPL19431BK1	CPL19431CG1	19"	31.50"

For 24" Rack Mount Frames

Part Number		Panel Width	Use with Frame Depth
Black Textured	Beige Textured		
CPL24423BK1	CPL24423CG1	24"	23.63"
CPL24431BK1	CPL24431CG1	24"	31.50"

BOLT DOWN KIT

- Fixes rack to floor
- Kit includes set of four - 3/8" x 5 1/2" bolts with flat washers and nuts
- Can be used with or without plinths
- Part Number: **CBDK4**



EUROPE

Basingstoke, UK 01256 812812

AUSTRALIA

Queenstown SA, Australia 61-8-8240-2244



CANADA

Guelph, Ontario (519) 822-2960
St. Laurent, Quebec (514) 343-9010

USA

Cheektowaga, NY (716) 630-7030



NEMA 12

Welded

Doors - NEMA 12 (C3 Series)

SOLID DOOR



- Heavy Duty 14 gauge steel construction
- Smooth action handle provides solid NEMA 12 seal
- Quick release hinge design allows for easy removal
- Can be used on front or rear of frame
- Allows full access to space between panel rails when open
- Finish matches "C3" type rack frame in the same rugged beige textured powder paint

For 19" Rack Mount Frames

Part Number	Panel Height		Use With Frame Part Number
	Inches	Units	
C3DS1963HCG1	63	36	C3F196323CG1 or C3F196331CG1
C3DS1970HCG1	70	40	C3F197023CG1 or C3F197031CG1
C3DS1978HCG1	78	45	C3F197823CG1 or C3F197831CG1

For 24" Rack Mount Frames

Part Number	Panel Height		Use With Frame Part Number
	Inches	Units	
C3DS2463HCG1	63	36	C3F246323CG1 or C3F246331CG1
C3DS2470HCG1	70	40	C3F247023CG1 or C3F247031CG1
C3DS2478HCG1	78	45	C3F247823CG1 or C3F247831CG1

PLEXI - GLASS DOOR

- Surface mount
- UL/CSA listed polycarbonate window
- Heavy Duty 14 gauge steel frame construction
- Slimline handle design allows maximum window viewing area & provides a solid NEMA 12 seal
- Quick release hinge design allows for easy removal
- Can be used on front or rear of frame
- Allows full access to space between panel rails when open
- Frame matches "C3" type rack frame in the same rugged beige textured powder paint finish

For 19" Rack Mount Frames

Part Number	Panel Height		Use With Frame Part Number
	Inches	Units	
C3DS1963PCG1	63	36	C3F196323CG1 or C3F196331CG1
C3DS1970PCG1	70	40	C3F197023CG1 or C3F197031CG1
C3DS1978PCG1	78	45	C3F197823CG1 or C3F197831CG1

For 24" Rack Mount Frames

Part Number	Panel Height		Use With Frame Part Number
	Inches	Units	
C3DS2463PCG1	63	36	C3F246323CG1 or C3F246331CG1
C3DS2470PCG1	70	40	C3F247023CG1 or C3F247031CG1
C3DS2478PCG1	78	45	C3F247823CG1 or C3F247831CG1

NEMA 12

Welded



Doors - NEMA 12 (C3 Series)

QUARTER TURN - LATCHING SOLID DOOR

- Surface mount
- Heavy Duty 14 gauge steel construction
- 3 quarter turn latches provide solid NEMA 12 seal
- Latches are close to door edge allowing for maximum door mounting area
- Quick release hinge design allows for easy removal
- Can be used on front or rear of frame
- Allows full access to space between panel rails when open
- Finish matches "C3" type rack frame in the same rugged beige textured powder paint



For 19" Rack Mount Frames

Part Number	Panel Height		Use With Frame Part Number
	Inches	Units	
C3DS1963QCG1	63	36	C3F196323CG1 or C3F196331CG1
C3DS1970QCG1	70	40	C3F197023CG1 or C3F197031CG1
C3DS1978QCG1	78	45	C3F197823CG1 or C3F197831CG1

For 24" Rack Mount Frames

Part Number	Panel Height		Use With Frame Part Number
	Inches	Units	
C3DS2463QCG1	63	36	C3F246323CG1 or C3F246331CG1
C3DS2470QCG1	70	40	C3F247023CG1 or C3F247031CG1
C3DS2478QCG1	78	45	C3F247823CG1 or C3F247831CG1

SOLID SURFACE COVER

- Surface mount
- 16 gauge steel construction
- Screws to frame to provide a solid NEMA 12 seal
- Normally used to cover & seal the rear of the rack
- Finish matches "C3" type rack frame in the same rugged beige textured powder paint



NEMA 12

Welded

For 19" Rack Mount Frames

Part Number	Panel Height		Use With Frame Part Number
	Inches	Units	
C3CS1963SCG1	63	36	C3F196323CG1 or C3F196331CG1
C3CS1970SCG1	70	40	C3F197023CG1 or C3F197031CG1
C3CS1978SCG1	78	45	C3F197823CG1 or C3F197831CG1

For 24" Rack Mount Frames

Part Number	Panel Height		Use With Frame Part Number
	Inches	Units	
C3CS2463SCG1	63	36	C3F246323CG1 or C3F246331CG1
C3CS2470SCG1	70	40	C3F247023CG1 or C3F247031CG1
C3CS2478SCG1	78	45	C3F247823CG1 or C3F247831CG1

EUROPE

Basingstoke, UK 01256 812812

AUSTRALIA

Queenstown SA, Australia 61-8-8240-2244



CANADA

Guelph, Ontario (519) 822-2960
St. Laurent, Quebec (514) 343-9010

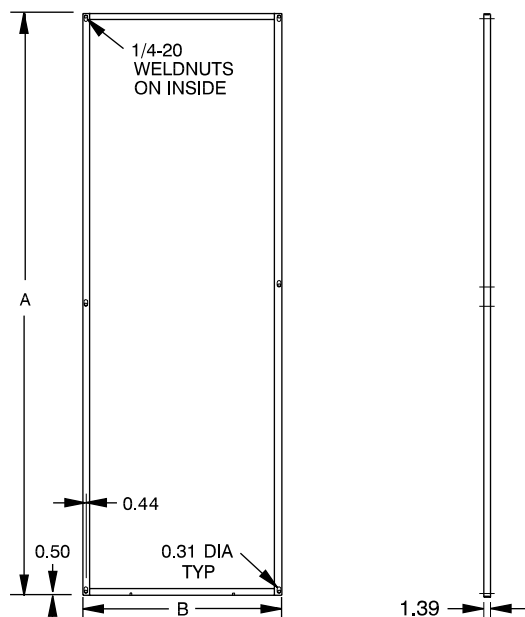
USA

Cheektowaga, NY (716) 630-7030



Exclusive Accessories For NEMA 12 (C3 Series)

RACK JOINING KIT



- Easily installed joining kit provides alignment and strength for modular multi-bay installations
- Finish matches “C3” type rack frame in the same rugged beige textured powder paint
- When installed properly, this kit maintains UL/CSA NEMA 12 listing

For 23.63” Deep Frame

Part Number	Panel Height		Use With Frame Part Number
	Inches	Units	
C3JK6323	63	36	C3F196323CG1 or C3F246323CG1
C3JK7023	70	40	C3F197023CG1 or C3F247023CG1
C3JK7823	78	45	C3F197823CG1 or C3F247823CG1


For 31.5” Deep Frame

Part Number	Panel Height		Use With Frame Part Number
	Inches	Units	
C3JK6331	63	36	C3F196331CG1 or C3F246331CG1
C3JK7031	70	40	C3F197031CG1 or C3F247031CG1
C3JK7831	78	45	C3F197831CG1 or C3F247831CG1

DON'T FORGET TO CHECK OUT OUR UNIVERSAL ACCESSORY SECTION - NEXT PAGE




Accessories




Panels & Adaptors Page 90



Ventilated Panels Page 92



Doors & Chassis - Panel Mount Page 94



Shelves & Slides Page 95




Keyboard Shelves Page 100



Drawers Page 101

Cable Management Page 102



Cooling Page 105



Rack Mount - Outlet Strips Page 110



Handles Page 123



Hardware Page 127



Miscellaneous Page 129



EUROPE

Basingstoke, UK 01256 812812

AUSTRALIA

Queenstown SA, Australia 61-8-8240-2244



CANADA


Guelph, Ontario (519) 822-2960
St. Laurent, Quebec (514) 343-9010

USA

Cheektowaga, NY (716) 630-7030



Panels



- Standard, flat 19" rack panels
- Choice of either aluminum (lightweight & easy to machine) or steel (stronger & less expensive)
- Painted versions finished in a tough smooth powder paint finish
- Smooth paint finish for easy labelling
- Unfinished aluminum version is white paper covered on one side to protect finish - also used as a surface for a machining template
- Requires mounting hardware


ALUMINUM RACK PANELS (0.125" Thick)

Part Number				Panel Height		No. of Slots
Black Smooth	Beige Smooth	ASA61 Grey Smooth	Unfinished	Inches	Units	
PBPA19001BK2	PBPA19001CG2	PBPA19001GY2	PBPA19001UNF	1.75	1	4
PBPA19003BK2	PBPA19003CG2	PBPA19003GY2	PBPA19003UNF	3.50	2	4
PBPA19005BK2	PBPA19005CG2	PBPA19005GY2	PBPA19005UNF	5.25	3	4
PBPA19007BK2	PBPA19007CG2	PBPA19007GY2	PBPA19007UNF	7.00	4	4
PBPA19008BK2	PBPA19008CG2	PBPA19008GY2	PBPA19008UNF	8.75	5	4
PBPA19010BK2	PBPA19010CG2	PBPA19010GY2	PBPA19010UNF	10.50	6	8
PBPA19012BK2	PBPA19012CG2	PBPA19012GY2	PBPA19012UNF	12.25	7	8
PBPA19014BK2	PBPA19014CG2	PBPA19014GY2	PBPA19014UNF	14.00	8	8
PBPA19015BK2	PBPA19015CG2	PBPA19015GY2	PBPA19015UNF	15.75	9	8
PBPA19017BK2	PBPA19017CG2	PBPA19017GY2	PBPA19017UNF	17.50	10	8
PBPA19019BK2	PBPA19019CG2	PBPA19019GY2	PBPA19019UNF	19.25	11	8
PBPA19021BK2	PBPA19021CG2	PBPA19021GY2	PBPA19021UNF	21.00	12	8
PBPA19022BK2	PBPA19022CG2	PBPA19022GY2	PBPA19022UNF	22.75	13	8
PBPA19024BK2	PBPA19024CG2	PBPA19024GY2	PBPA19024UNF	24.50	14	10
PBPA19026BK2	PBPA19026CG2	PBPA19026GY2	PBPA19026UNF	26.25	15	10
PBPA19028BK2	PBPA19028CG2	PBPA19028GY2	PBPA19028UNF	28.00	16	12
PBPA19029BK2	PBPA19029CG2	PBPA19029GY2	PBPA19029UNF	29.75	17	12
PBPA19031BK2	PBPA19031CG2	PBPA19031GY2	PBPA19031UNF	31.50	18	12

STEEL RACK PANELS (14 Gauge, 0.075" Thick)

Part Number			Panel Height		No. of Slots
Black Smooth	Beige Smooth	ASA61 Grey Smooth	Inches	Units	
PBPS19001BK2	PBPS19001CG2	PBPS19001GY2	1.75	1	4
PBPS19003BK2	PBPS19003CG2	PBPS19003GY2	3.50	2	4
PBPS19005BK2	PBPS19005CG2	PBPS19005GY2	5.25	3	4
PBPS19007BK2	PBPS19007CG2	PBPS19007GY2	7.00	4	4
PBPS19008BK2	PBPS19008CG2	PBPS19008GY2	8.75	5	4
PBPS19010BK2	PBPS19010CG2	PBPS19010GY2	10.50	6	8
PBPS19012BK2	PBPS19012CG2	PBPS19012GY2	12.25	7	8
PBPS19014BK2	PBPS19014CG2	PBPS19014GY2	14.00	8	8
PBPS19015BK2	PBPS19015CG2	PBPS19015GY2	15.75	9	8
PBPS19017BK2	PBPS19017CG2	PBPS19017GY2	17.50	10	8
PBPS19019BK2	PBPS19019CG2	PBPS19019GY2	19.25	11	8
PBPS19021BK2	PBPS19021CG2	PBPS19021GY2	21.00	12	8
PBPS19022BK2	PBPS19022CG2	PBPS19022GY2	22.75	13	8
PBPS19024BK2	PBPS19024CG2	PBPS19024GY2	24.50	14	10
PBPS19026BK2	PBPS19026CG2	PBPS19026GY2	26.25	15	10
PBPS19028BK2	PBPS19028CG2	PBPS19028GY2	28.00	16	12
PBPS19029BK2	PBPS19029CG2	PBPS19029GY2	29.75	17	12
PBPS19031BK2	PBPS19031CG2	PBPS19031GY2	31.50	18	12

- Standard, 19" rack panels
- Lighter and stronger than flat steel panels due to top & bottom fold combined with thinner gauge steel
- Top and bottom fold of 0.50" for added strength
- Tough smooth powder paint finish
- Smooth paint finish for easy labelling
- Requires mounting hardware




FOLDED STEEL RACK PANELS (16 Gauge, 0.060" Thick)

Part Number			Panel Height		No. of Slots
Black Smooth	Beige Smooth	ASA61 Grey Smooth	Inches	Units	
PBFS19001BK2	PBFS19001CG2	PBFS19001GY2	1.75	1	4
PBFS19003BK2	PBFS19003CG2	PBFS19003GY2	3.50	2	4
PBFS19005BK2	PBFS19005CG2	PBFS19005GY2	5.25	3	4
PBFS19007BK2	PBFS19007CG2	PBFS19007GY2	7.00	4	4
PBFS19008BK2	PBFS19008CG2	PBFS19008GY2	8.75	5	4
PBFS19010BK2	PBFS19010CG2	PBFS19010GY2	10.50	6	8
PBFS19012BK2	PBFS19012CG2	PBFS19012GY2	12.25	7	8
PBFS19014BK2	PBFS19014CG2	PBFS19014GY2	14.00	8	8
PBFS19015BK2	PBFS19015CG2	PBFS19015GY2	15.75	9	8
PBFS19017BK2	PBFS19017CG2	PBFS19017GY2	17.50	10	8
PBFS19019BK2	PBFS19019CG2	PBFS19019GY2	19.25	11	8
PBFS19021BK2	PBFS19021CG2	PBFS19021GY2	21.00	12	8
PBFS19022BK2	PBFS19022CG2	PBFS19022GY2	22.75	13	8
PBFS19024BK2	PBFS19024CG2	PBFS19024GY2	24.50	14	10
PBFS19026BK2	PBFS19026CG2	PBFS19026GY2	26.25	15	10
PBFS19028BK2	PBFS19028CG2	PBFS19028GY2	28.00	16	12
PBFS19029BK2	PBFS19029CG2	PBFS19029GY2	29.75	17	12
PBFS19031BK2	PBFS19031CG2	PBFS19031GY2	31.50	18	12

PANEL WIDTH ADAPTORS

- "PA" series converts standard 19" rack panel equipment to 23" rack mount
- "PBAS" series converts standard 19" rack panel equipment to 24" rack mount
- Sold in pairs
- Finished in rugged powder paint
- Standard EIA punched
- Requires mounting hardware



Converts 19" Equipment To 23" Rack Mount

Part Number	Panel Height	
	Inches	Units
PA2319001BK1	1.75	1
PA2319003BK1	3.50	2
PA2319005BK1	5.25	3

Converts 19" Equipment To 24" Rack Mount

Part Number		Panel Height	
Black Smooth	Beige Smooth	Inches	Units
PBAS19001BK2	PBAS19001CG2	1.75	1
PBAS19003BK2	PBAS19003CG2	3.50	2
PBAS19005BK2	PBAS19005CG2	5.25	3
PBAS19007BK2	PBAS19007CG2	7.00	4
PBAS19008BK2	PBAS19008CG2	8.75	5
PBAS19010BK2	PBAS19010CG2	10.50	6
PBAS19012BK2	PBAS19012CG2	12.25	7
PBAS19014BK2	PBAS19014CG2	14.00	8

EUROPE

Basingstoke, UK 01256 812812

AUSTRALIA

Queenstown SA, Australia 61-8-8240-2244



CANADA

Guelph, Ontario (519) 822-2960
St. Laurent, Quebec (514) 343-9010


USA

Cheektowaga, NY (716) 630-7030



Ventilated Panels


LOUVERED PANELS



- Standard, 19" rack mount
- Formed 16 gauge steel construction
- Includes a 0.50" fold, top and bottom for added strength
- Designed with 3 columns of 4" wide louvers
- Smooth powder paint finish to match our standard panels
- Louvers face out
- Requires mounting hardware

Part Number		Panel Height		Rows of Louvers
Black Smooth	Beige Smooth	Inches	Units	
PVLL19005BK2	PVLL19005CG2	5.25	3	3
PVLL19007BK2	PVLL19007CG2	7.00	4	4
PVLL19008BK2	PVLL19008CG2	8.75	5	6
PVLL19010BK2	PVLL19010CG2	10.50	6	8
PVLL19012BK2	PVLL19012CG2	12.25	7	10


SLOTTED STEEL PANELS



- Standard, 19" rack mount
- 14 gauge steel construction
- Slots are 0.25" x 1.0"
- Smooth powder paint finish to match our standard panels
- Requires mounting hardware

Part Number		Panel Height		Rows of Slots	Open Space (Cubic In.)
Black Smooth	Beige Smooth	Inches	Units		
PVSS19001BK2	PVSS19001CG2	1.75	1	1	9.7
PVSS19003BK2	PVSS19003CG2	3.50	2	2	19.4


SLOTTED ALUMINUM PANELS



- Standard, 19" rack mount
- 0.13" thick aluminum construction
- Slots are 0.25" x 1.0"
- Smooth powder paint finish to match our standard panels
- Requires mounting hardware

Part Number		Panel Height		Rows of Slots	Open Space (Cubic In.)
Black Smooth	Beige Smooth	Inches	Units		
PVSA19001BK2	PVSA19001CG2	1.75	1	1	9.7
PVSA19003BK2	PVSA19003CG2	3.50	2	2	19.4

PERFORATED STEEL PANELS



- Standard, 19" rack mount
- Folded (for extra strength) - 16 gauge steel construction
- Smooth powder paint finish to match our standard panels
- Requires mounting hardware

Part Number		Panel Height	
Black Smooth	Beige Smooth	Inches	Units
PPFS19001BK2	PPFS19001CG2	1.75	1
PPFS19003BK2	PPFS19003CG2	3.50	2
PPFS19005BK2	PPFS19005CG2	5.25	3
PPFS19007BK2	PPFS19007CG2	7.00	4
PPFS19008BK2	PPFS19008CG2	8.75	5
PPFS19010BK2	PPFS19010CG2	10.50	6

BAFFLE PANEL


- Standard, 19" rack mount
- Rear sloping baffle for directing air flow
- 16 gauge steel construction
- Shown here, upside down to show construction
- Extends apx. 14" behind panel rails
- Smooth black powder paint finish to match our standard panels
- Requires mounting hardware



Part Number	Panel Height	
	Inches	Units
PVBB19001BK2	1.75	1

FAN PANELS


- Standard, 19" rack mount
- Create your own 19" rack mount fan or filter fan panels
- Accepts standard square fans (see our cooling accessory section or use your own)
- For a filter fan panel use our filter fan grills (see our cooling accessory section)
- Perfect as an intake fan panel (when using "push-pull" cooling use the fan grill panel below for exhaust)
- Rugged textured black powder paint
- Requires mounting hardware
- Control your rack temperature with our economical, compact thermostat (see our cooling accessory section)



Part Number	Number of Fan Holes	Accepts Fan Size	Panel Height	
			Inches	Units
PPFP190802BK1	2	3.15"	5.25	3
PPFP190803BK1	3	3.15"	5.25	3
PPFP191202BK1	2	4.7"	7.00	4

FAN GRILL PANELS

- Standard, 19" rack mount
- Create your own 19" rack mount fan panels
- Accepts standard square fans 4.7" (120 mm) see our cooling accessory section or use your own)
- Perfect for an exhaust fan panel (when using "push-pull" cooling use the fan panel above with filter grills for intake)
- Rugged textured black powder paint
- Requires mounting hardware
- Control your rack temperature with our economical, compact thermostat (see our cooling accessory section)



Part Number	Number of Fan Holes	Accepts Fan Size	Panel Height	
			Inches	Units
PPGP191202BK1	2	4.7"	5.25	3

EUROPE

Basingstoke, UK 01256 812812

AUSTRALIA

Queenstown SA, Australia 61-8-8240-2244



CANADA

Guelph, Ontario (519) 822-2960
St. Laurent, Quebec (514) 343-9010


USA

Cheektowaga, NY (716) 630-7030



Doors & Chassis - Panel Mount


HINGED FLAT DOOR PANELS



- Standard, 19" rack mount
- 14 gauge steel construction
- Door opening is 16.2" wide
- Includes lock, hasp & 2 keys
- Smooth powder paint finish to match our standard panels
- Requires mounting hardware

Part Number		Panel Height	
Black Smooth	Beige Smooth	Inches	Units
PHPF19005BK2	PHPF19005CG2	5.25	3
PHPF19008BK2	PHPF19008CG2	8.75	5
PHPF19012BK2	PHPF19012CG2	12.25	7

HINGED PANEL RAIL DOOR



- Standard, 19" rack mount
- Formed 14 gauge steel construction, folded on all four sides
- Hinges bolt directly to panel rail (door depth of 0.63")
- When door is open, space between panel rails is completely accessible
- Includes lock, hasp & 2 keys
- Smooth powder paint finish to match our standard panels
- Requires mounting hardware

Part Number		Panel Height	
Black Smooth	Beige Smooth	Inches	Units
RSDP19010BK2	RSDP19010CG2	10.50	6
RSDP19012BK2	RSDP19012CG2	12.25	7
RSDP19014BK2	RSDP19014CG2	14.00	8
RSDP19017BK2	RSDP19017CG2	17.50	10
RSDP19022BK2	RSDP19022CG2	22.75	13
RSDP19028BK2	RSDP19028CG2	28.00	16


STEEL CHASSIS WITH PANEL



- Standard, 19" rack mount
- Formed 16 gauge steel construction
- Chassis measures 17" wide x 3" deep
- Panel (included) mounts over chassis
- Smooth powder paint finish to match our standard panels
- Requires mounting hardware

Part Number		Panel Height		Chassis Height (In.)
Beige Textured	Grey Smooth	Inches	Units	
5-350DCG1	5-350DGY2	3.50	2	3.1
5-525DCG1	5-525DGY2	5.25	3	4.9

ALUMINUM CHASSIS



- Standard, 19" rack mount
- 0.06" thick aluminum construction
- Chassis measures 17" wide x 5.25" deep
- Natural finish aluminum
- Requires mounting hardware

Part Number	Panel Height	
	Inches	Units
7-350D	3.50	2
7-525D	5.25	3

RAIL MOUNT - DUAL MODEM SHELVES

- Standard 19" rack mount - overall 19.5" deep, uses 3.5" (2U) of panel space
- Dual modem shelf permits front and rear access to modems on open relay racks
- 16 gauge steel construction, weight load tested to 200 pounds
- The vented version provides a sturdy shelf without obstructing upward heat movement
- Rugged powder paint finish
- Requires mounting hardware


Unvented

Part Number		Panel Width
Black Textured	Grey Smooth	
DNDMS19BK1	DNDMS19GY2	19"
DNDMS23BK1	-	23"



Vented

Part Number		Panel Width
Black Textured	Grey Smooth	
DNDMV19BK1	DNDMV19GY2	19"



RAIL MOUNT SHELVES

- Standard 19" rack mount - rail mount
- 17.25" wide and uses 5.25" (3U) of panel space, choice of two depths, either 15" or 20"
- Rear lip folded up for extra strength & acts as a rear equipment retainer
- 14 gauge steel construction, weight load tested to 200 pounds (unvented), 200 pounds (vented)
- Mounts to front rail either as an internal shelf or external shelf/work area
- The vented version provides a sturdy shelf without obstructing upward heat movement
- Rugged powder paint finish
- Requires mounting hardware

Unvented

Part Number			Panel Width	Shelf Depth
Black Textured	Beige Textured	Grey Smooth		
RASU190515BK1	RASU190515CG1	RASU190515GY2	19"	15"
RASU190520BK1	RASU190520CG1	-	19"	20"
RASU230515BK1	-	-	23"	15"
RASU230520BK1	-	-	23"	20"



Vented

Part Number			Panel Width	Shelf Depth
Black Textured	Beige Textured	Grey Smooth		
RASV190515BK1	RASV190515CG1	RASV190515GY2	19"	15"
RASV190520BK1	RASV190520CG1	-	19"	20"
RASV230515BK1	-	-	23"	15"
RASV230520BK1	-	-	23"	20"



EUROPE

Basingstoke, UK 01256 812812

AUSTRALIA

Queenstown SA, Australia 61-8-8240-2244



CANADA

Guelph, Ontario (519) 822-2960
St. Laurent, Quebec (514) 343-9010

USA

Cheektowaga, NY (716) 630-7030




Shelves & Slides - Panel Mount

RAIL MOUNT KEYBOARD/MONITOR SHELF




- Standard 19" rack mount
- Mounts to panel rails using 5.25" (3U) of vertical panel space
- Extends 15" back from front panel
- Slanted keyboard section is 8.5"
- Rear lip to reduce chance of monitor being pushed off rear of shelf
- Available in either 19" or 23" rack panel width
- 14 Ga. steel construction
- Weight load tested to 160 pounds
- Finished in rugged black textured powder paint
- Requires mounting hardware



Part Number	Panel Width
RKBM19BK1	19"
RKBM23BK1	23"

ADJUSTABLE SHELF



- Standard 19" rack mount
- Mounts to panel rails using 5.25" (3U) of vertical panel space
- Separate, reversible side brackets for maximum flexibility (allows shelf to extend inside or outside the rack)
- 4 different depth settings (depending on location of side brackets)
- 14 Ga. steel construction, finished in rugged black textured powder paint
- Requires mounting hardware

Part Number	Panel Width	Shelf Depth
DNRMA1916BK1	19"	16"
DNRMA1920BK1	19"	20"
DNRMA2316BK1	23"	16"
DNRMA2320BK1	23"	20"

RAIL MOUNT EQUIPMENT SHELF



- Standard 19" rack mount
- A closed shelf with 1.5" dia. holes in each bottom corner for cord access
- Fabricated from 18 gauge steel
- Inside dimensions 17.2" wide x 15" deep
- Weight load tested to 75 pounds
- Opening height is only 1" less than panel height
- Finished in white (to aid visibility), powder paint
- Requires mounting hardware

Part Number	Panel Height
White Smooth	
RASE1900815WH2	8.75"
RASE1901015WH2	10.50"
RASE1901215WH2	12.25"


Shelves - Dual Pair Rail Mount

FIXED SHELVES

- Heavy duty, 14 Ga. steel construction, folded edges on all four sides for extra strength
- The vented version provides a sturdy shelf without obstructing upward heat movement
- Weight load tested to 350 pounds
- Sides folded up for easy hardware installation from above the shelf
- Sides are slotted for easy adjustment with most rail depth locations
- Rugged textured powder paint finish
- If used with our square hole rails you will need to order P/N **CPRSA** rail adaptor for each shelf ordered
- **MOUNTS ON TWO PAIR OF MOUNTING RAILS (FRONT & BACK)**

Part Number		Shelf Type	Shelf Depth
Black Textured	Beige Textured		
19" Width			
RFVS1918BK1	RFVS1918CG1	Vented	18"
RFVS1921BK1	RFVS1921CG1	Vented	21"
RFVS1926BK1	RFVS1926CG1	Vented	26"
RFVS1931BK1	RFVS1931CG1	Vented	31"
RFUS1918BK1	RFUS1918CG1	Unvented	18"
RFUS1921BK1	RFUS1921CG1	Unvented	21"
RFUS1926BK1	RFUS1926CG1	Unvented	26"
RFUS1931BK1	RFUS1931CG1	Unvented	31"
24" Width			
RFVS2418BK1	RFVS2418CG1	Vented	18"
RFVS2421BK1	RFVS2421CG1	Vented	21"
RFVS2426BK1	RFVS2426CG1	Vented	26"
RFVS2431BK1	RFVS2431CG1	Vented	31"
RFUS2418BK1	RFUS2418CG1	Unvented	18"
RFUS2421BK1	RFUS2421CG1	Unvented	21"
RFUS2426BK1	RFUS2426CG1	Unvented	26"
RFUS2431BK1	RFUS2431CG1	Unvented	31"

Vented



Unvented



SLIDING SHELVES


- Heavy duty, 14 Ga. steel construction, folded edges on all four sides for extra strength
- The vented version provides a sturdy shelf without obstructing upward heat movement
- Weight load tested to 120 pounds
- Slides are slotted for easy adjustment with most rail depth locations
- Rugged textured powder paint finish

Part Number		Shelf Type	Shelf Depth
Black Textured	Beige Textured		
19" Width			
RSVS1918BK1	RSVS1918CG1	Vented	18"
RSVS1921BK1	RSVS1921CG1	Vented	21"
RSVS1926BK1	RSVS1926CG1	Vented	26"
RSVS1931BK1	RSVS1931CG1	Vented	31"
RSUS1918BK1	RSUS1918CG1	Unvented	18"
RSUS1921BK1	RSUS1921CG1	Unvented	21"
RSUS1926BK1	RSUS1926CG1	Unvented	26"
RSUS1931BK1	RSUS1931CG1	Unvented	31"
24" Width			
RSVS2418BK1	RSVS2418CG1	Vented	18"
RSVS2421BK1	RSVS2421CG1	Vented	21"
RSVS2426BK1	RSVS2426CG1	Vented	26"
RSVS2431BK1	RSVS2431CG1	Vented	31"
RSUS2418BK1	RSUS2418CG1	Unvented	18"
RSUS2421BK1	RSUS2421CG1	Unvented	21"
RSUS2426BK1	RSUS2426CG1	Unvented	26"
RSUS2431BK1	RSUS2431CG1	Unvented	31"

Vented



Unvented



Accessories

EUROPE

Basingstoke, UK 01256 812812

AUSTRALIA

Queenstown SA, Australia 61-8-8240-2244



CANADA

Guelph, Ontario (519) 822-2960
St. Laurent, Quebec (514) 343-9010

USA

Cheektowaga, NY (716) 630-7030



Shelves & Slides - Dual Pair Rail Mount


FIXED CHASSIS/SHELF



- Shelf can be used as a permanently mounted support shelf or as a pull out chassis
- Will also accept type "RSLIDE" equipment slides (see below) for pull out applications
- If used with our square hole rails you will need to order P/N **CPRSA** rail adaptor for each shelf ordered
- 18-gauge steel shelf and 14-gauge brackets
- Weight load tested to 85 pounds
- Shelf is 16.8" wide and 0.5" high
- Finished in white powder paint for high visibility
- **MOUNTS ON TWO PAIR OF MOUNTING RAILS (FRONT & BACK)**

Part Number	Shelf Depth	Bracket Depth
19" Width		
RASC1912WH2	11.9"	13.2"
RASC1916WH2	15.9"	14.9"
RASC1922WH2	21.9"	20.9"
24" Width		
RASC2412WH2	11.9"	13.2"
RASC2416WH2	15.9"	14.9"
RASC2422WH2	21.9"	20.9"


EQUIPMENT SLIDES



- **SOLD IN PAIRS**
- Slide travel equals length plus 1"
- Heavy duty - double rail, ball bearing type
- Requires mounting hardware
- **MOUNTS ON TWO PAIR OF MOUNTING RAILS (FRONT & BACK)**

Part Number	Length	Capacity (Pair)
RSLIDE12	12"	120#
RSLIDE16	16"	130#
RSLIDE22	22"	120#

EQUIPMENT SIDE SUPPORT ANGLES




- **SOLD IN PAIRS**
- Angles mount along side of rack to both front & rear rack mounting rails
- Supplies side support for heavy equipment (relieving stress from the front panel) or as an aid in installation of deep equipment
- Slots allow up/down and front/back adjustments
- Made of 14 gauge steel, with dimensions of 1.75" x 1.75"
- Finished in rugged textured black powder paint
- Requires mounting hardware
- If used with our square hole rails you will need to order P/N **CPRSA** rail adaptor for each support pair ordered
- **MOUNTS ON TWO PAIR OF MOUNTING RAILS (FRONT & BACK)**

Part Number	Length
RASA12BK3	9.97"
RASA16BK3	14.95"
RASA22BK3	20.95"
RASA28BK3	28.00"

REAR SUPPORT BAR


- Standard 19" rack mountable
- Heavy duty 14 gauge steel support mounts to rear rack rails
- Supports the rear of heavy or deep equipment (relieving stress from the front panel and/or as an aid for equipment mounting & removing)
- Folded top edge for extra deep edge & extra strength
- Uses only 1U (1.75") of panel space
- Includes slots for easy installation of cable ties or velcro belts for cable organizing
- Rugged textured black powder paint finish
- Requires panel mounting hardware



Part Number	Length
RASB19BK1	19"

EQUIPMENT HOLD DOWN BRACKETS

- Standard 19" & 23" rack mountable
- Designed mainly for our relay racks but can be used on any rack
- Heavy duty 16 gauge steel bracket fastens between rails for support across equipment
- Perfect for stabilizing shelf mounted P.C. towers & monitors
- Uses only 1U (1.75") of panel space
- Includes slots for easy installation of cable ties or velcro belts for cable organizing in between brackets
- Includes four hold down brackets (enough for two side by side towers)
- Includes rubber bracket feet to keep from marking equipment
- Rugged textured black powder paint finish
- Includes mounting hardware



Part Number	Panel Width
DNTB19BK1	19"
DNTB23BK1	23"



SQUARE HOLE PANEL RAIL ADAPTOR

- Used in conjunction with square hole panel rails to allow use of dual rail mount accessories
- Use with our RASA, RASC, RFUS, RFVS series accessories
- Set of four
- Includes mounting hardware
- Rugged textured black powder paint finish



Part Number	Adapts
CPRSA	1 Shelf

EUROPE

Basingstoke, UK 01256 812812

AUSTRALIA

Queenstown SA, Australia 61-8-8240-2244



CANADA

Guelph, Ontario (519) 822-2960
St. Laurent, Quebec (514) 343-9010

USA

Cheektowaga, NY (716) 630-7030




Keyboard Shelves

RAIL MOUNT KEYBOARD/MONITOR SHELF



- Standard 19" rack mount
- Mounts to panel rails using 5.25" (3U) of vertical panel space
- Extends 15" back from front panel
- Slanted keyboard section is 8.5"
- Rear lip to reduce chance of monitor being pushed off rear of shelf
- Available in either 19" or 23" rack panel width
- 14 Ga. steel construction
- Weight load tested to 160 pounds
- Finished in rugged black textured powder paint
- Requires mounting hardware



Part Number	Panel Width
RKBM19BK1	19"
RKBM23BK1	23"

KEYBOARD DRAWER (DUAL RAIL MOUNT)



- Standard 19" or 24" rack mount
- Supplied as shown complete with two slides and mounting hardware
- Mounts to front & rear panel rails of racks
- Uses only 3.5" (2U) of panel space
- Weight load tested to 120 pounds
- Unique design maximizes available space between rails (17.77")
- Rugged textured black powder paint finish
- **MOUNTS ON TWO PAIR OF MOUNTING RAILS (FRONT & BACK)**

Part Number	Panel Width	Shelf Depth
RAKS19BK1	19"	15"
RAKS24BK1	24"	15"

SWIVEL KEYBOARD DRAWER (DUAL RAIL MOUNT)



- Standard 19" rack mount
- Supplied complete with two slides and mounting hardware (keyboard not included)
- Mounts to front & rear rack mount rails
- Uses only 5.25" (3U) of panel space
- Unique design allows the use of full size keyboards (not included) in a 19" rack
- Top tray of drawer swivels clockwise 90 degrees, once pulled outside the front of the rack.
- Rugged textured black powder paint finish
- **MOUNTS ON TWO PAIR OF MOUNTING RAILS (FRONT & BACK)**


Part Number	Panel Width	Shelf Depth
RSKS19005BK1	19"	15"

Keyboard Access Door & Drawers

KEYBOARD DRAWER ACCESS DOOR

- Standard 19" rack mount
- Restricts access to keyboard drawers
- Mounts to front panel rails in front of keyboard drawer (RAKS & RSKS series - see previous page)
- Includes all mounting hardware and 2 keys
- Uses only 5.25" (3U) of panel space
- Rugged textured black powder paint finish

Part Number	Panel Width
RSKS19DOORBK1	19"



RAIL MOUNT STORAGE DRAWERS

- Standard 19" rack mount, available in 3 depths
- Plastic front pull handle
- Complete drawer with slides, hardware, lock & two keys
- Drawer shroud, 14 Ga. steel construction
- Rear support brackets included for all depths or can be supported from rear accessory rail - weight load tested to 120 pounds
- Drawer interior smooth white powder paint for high visibility
- Front face finished in tough textured powder paint
- **MOUNTS ON TWO PAIR OF MOUNTING RAILS (FRONT & BACK)**



12" Deep

Part Number		Drawer Height
Black Textured	Beige Textured	
RDRW1900312BK1	RDRW1900312CG1	3.50"
RDRW1900512BK1	RDRW1900512CG1	5.25"
RDRW1900712BK1	RDRW1900712CG1	7.00"
RDRW1900812BK1	RDRW1900812CG1	8.75"
RDRW1901212BK1	RDRW1901212CG1	12.25"

16" Deep

Part Number		Drawer Height
Black Textured	Beige Textured	
RDRW1900316BK1	RDRW1900316CG1	3.50"
RDRW1900516BK1	RDRW1900516CG1	5.25"
RDRW1900716BK1	RDRW1900716CG1	7.00"
RDRW1900816BK1	RDRW1900816CG1	8.75"
RDRW1901216BK1	RDRW1901216CG1	12.25"

22" Deep

Part Number		Drawer Height
Black Textured	Beige Textured	
RDRW1900322BK1	RDRW1900322CG1	3.50"
RDRW1900522BK1	RDRW1900522CG1	5.25"
RDRW1900722BK1	RDRW1900722CG1	7.00"
RDRW1900822BK1	RDRW1900822CG1	8.75"
RDRW1901222BK1	RDRW1901222CG1	12.25"

EUROPE

Basingstoke, UK 01256 812812

AUSTRALIA

Queenstown SA, Australia 61-8-8240-2244



CANADA

Guelph, Ontario (519) 822-2960
St. Laurent, Quebec (514) 343-9010


USA

Cheektowaga, NY (716) 630-7030



Cable Management (Horizontal)


STEEL RING PANELS



- Standard 19" or 23" rack mount
- Five steel rings welded to a folded (for extra strength) rack panel
- Rings extend 3.5" from panel front
- Rugged textured black powder paint finish
- Requires mounting hardware

Part Number	Panel Width	Panel Height	
		Inches	Units
PCMBBS19001BK1	19	1.75	1
PCMBBS19003BK1	19	3.50	2
PCMBBS23001BK1	23	1.75	1
PCMBBS23003BK1	23	3.50	2

VELCRO STRAP PANELS




- Standard 19" or 23" rack mount
- Five velcro strap panel, folded (for extra strength)
- Includes five velcro straps
- Rugged textured black powder paint finish
- Requires mounting hardware


Part Number	Panel Width	Panel Height	
		Inches	Units
PCMBV19001BK1	19	1.75	1
PCMBV23001BK1	23	1.75	1

METAL FINGER PANELS

Front View (Door Open)




Rear View (Rack Mount Side)



- Standard 19" rack mount
- Snap open, hinged rear door
- Rack mount side has five slotted openings
- Extends 3" (not including snap door buttons) from rack rails
- Rugged textured black powder paint finish
- Requires mounting hardware

Part Number	Panel Height	
	Inches	Units
PCMDS19001BK1	1.75	1
PCMDS19003BK1	3.50	2
PCMDS19005BK1	5.25	3

HINGED CABLE GUIDE



- Mounts to standard 19" rack rails
- Steel construction
- Includes mounting hardware & tie wraps
- Rugged textured black powder paint finish

Part Number	Panel Height	
	Inches	Units
CGUIDE	3.50	2

Cable Management (Horizontal)

METAL ENCLOSED PANEL

- Standard 19" rack mount
- Continuous hinged door with magnetic closure strip
- Four 3.5" x 0.75" oblong openings top & bottom - allowing for cable exit top and/or bottom
- Extends 1.88" from rack rails
- Rugged textured black powder paint finish
- Requires mounting hardware

Part Number	Panel Width	Height	
		Inches	Units
PCMDE19001BK1	19"	1.75	1
PCMDE19003BK1	19"	3.00	2

Front View (Door Closed)




Rear View (Rack Mount Side)



CABLE TROUGH

- Choice of 19" or 23" rack mount
- Provides support for horizontal runs of heavy cable bundles
- Uses 3.5" (2U) of panel space
- Rugged textured black powder paint finish
- Requires mounting hardware

Part Number	Panel Width
PCMT19003BK1	19"
PCMT23003BK1	23"



VELCRO STRAP KIT


- Perfect for bundling cables where repeated changes are required or to avoid over compression of cables from plastic cable ties
- Package of five velcro straps
- 1" wide, 12" long strap
- Holds a maximum of 3.5" diameter bundle
- Black velcro straps with buckle
- Part Number **CMSTRAP5**



CABLE ACCESS PANEL

- Standard 19" rack mount
- Formed 16 gauge steel construction
- 15" x 2" cutout opening, with a protected edge
- Allows for easy entry of cables through 19" panel opening
- Rugged textured powder paint finish
- Requires mounting hardware

Part Number		Panel Height	
Black Textured	Grey/Beige	Inches	Units
DNCE19BK1	DNCE19CG1	3.5	2



Accessories

EUROPE

Basingstoke, UK 01256 812812

AUSTRALIA

Queenstown SA, Australia 61-8-8240-2244



CANADA

Guelph, Ontario (519) 822-2960
St. Laurent, Quebec (514) 343-9010

USA

Cheektowaga, NY (716) 630-7030



Cable Management (Vertical)



SINGLE CABLE RING

- Mounts to standard 19" rack rails & relay racks
- Steel construction
- 3.5" long X 1.25" wide
- Rugged textured black powder paint finish
- Requires mounting hardware


Part Number	Panel Height	
	Inches	Units
CMRBK1	1.75	1
CMR3BK1	3.50	2

VERTICAL CABLE ORGANIZER

- Mounts to depth amhal rack struts, vertically inside rack cabinet
- Used on 24" 19" Extra Wide rack cabinets so as not to interfere with rack mounted equipment
- Heavy duty - steel body with steel hinged door and 5" plastic pull handle
- Door includes full height magnetic closure strip
- Rounded openings are 3" x 2" - allowing for cable exit from sides and/or back of organizer
- Extends 2.5" from amhal struts
- Includes strut mounting hardware
- Rugged black powder paint finish

Part Number	Panel Height	
	Inches	Units
VCMDST70BK1	70.00	40
VCMDST78BK1	78.75	45

Door Closed



Door Open



VERTICAL CABLE ORGANIZER

- Mounts to depth amhal rack struts, vertically inside rack cabinet
- Low profile - designed for use on 19" rack cabinets so as not to interfere with rack mounted equipment
- Heavy duty - 16 gauge steel
- Rounded openings are 2" x 2" - allowing for cable exit from sides and/or back of organizer along with 1.5" oblong cable tie-off cutouts
- Extends only 0.5" from amhal struts
- Includes strut mounting hardware
- Rugged black powder paint finish

Part Number	Panel Height	
	Inches	Units
VCT70	70.00	40
VCT78	78.75	45



Top End View

Cooling - General Selection

Specifications

All Hammond blowers and filter fans are engineered for performance and built for reliability. This versatile line includes blowers, fan trays and filter fans.

Blowers and fans use forced convection cooling, which means ambient air flows through a filter into the enclosure to cool heated components. Both blowers and fans are sized in CFM (cubic feet per minute).

It is recommended that an exhaust filter be used in combination with the blower or filter fan to act both as an exhaust point for the hot internal air plus aid in the pressurization of the enclosure, reducing the chance of unfiltered air entering the enclosure. Whenever possible, the blower or filter fan should be located in the bottom third of the enclosure and the filtered exhaust grill placed as high as possible on the opposing side. Performance levels can be further increased by adding a second exhaust filter.

Sizing Blowers and Fans

To determine the CFM (cubic feet per minute) required in any standard situation, use the following calculation, (non-standard situations would consist of high air density – significantly more than 0.075 lbs. per cubic foot.)

$$\text{C.F.M.} = \frac{\text{Power to be dissipated (Watts)} \times 3.17}{\text{Maximum Allowable Internal Temperature (°F)} - \text{Maximum Ambient Temperature (°F)}}$$


Note: The calculation above is exact, but adding an additional 25% to the CFM level is a standard safety factor. If the air density is high (significantly more than 0.075 lbs. per cubic foot), use the number calculated above in the following formula:

$$\frac{\text{CFM} \times (0.075)}{\text{Non-standard air Air Density (lbs per cubic foot)}}$$

Note: Ambient Temperature must be lower than maximum internal temperature for fan/blower to be effective.

THERMOSTAT

- Designed to provide air temperature control and monitoring in cabinets
- Thermostat NO (Normally Open) for control of cooling equipment, or for switching signal transmitters in case of overheating
- Thermostatic bi-metal sensor element
- Available in Fahrenheit (Part Number [SKT011419NO](#)) or in Celsius (Part Number [SKT011419NO-C](#))
- Compact 2.4" High x 1.3" Wide x 1.4" Deep, gray ABS flame retardant plastic (UL94VO)
- 2 pole terminal for AWG 14 wire
- Switching capacity of 15A (120VAC) or 10A (250VAC)
- Temperature range from 30-140 degrees F
- cUR & UR & CE listed



FAN & BLOWER FILTER COAT

- Provides a filter adhesive with a grease like consistency which absorbs and traps dust particles
- 10 oz. bottle with environmentally friendly trigger spray
- Part Number [1475Q](#)



Accessories

EUROPE

Basingstoke, UK 01256 812812

AUSTRALIA

Queenstown SA, Australia 61-8-8240-2244



CANADA

Guelph, Ontario (519) 822-2960
St. Laurent, Quebec (514) 343-9010

USA

Cheektowaga, NY (716) 630-7030



FANS (TUBEAXIAL)



- Choice of 4.70" (120mm) or 3.15" (80mm)
- 1.50" deep
- Choice of either 115 or 230 VAC, 50/60 Hz.
- Impedance protected motor
- Class-B insulated
- Ball bearing construction, metal blades
- Diecast aluminum body
- Rotation is counter clockwise (looking at the rotor - as pictured)
- Airflow is over the struts (out the back as pictured)
- 4.70" (120 mm) fans have male plug terminations (requires fan cords below)
- 3.15" (80 mm) fans have 11" long lead wires
- UL recognized, CSA listed, CE certified
- With mounting hardware


115 VAC Fans

Part Number	Size		CFM	Use With Fan Guard Part Number	Use with Filter Grill Part Number
	Inches	mm			
FAN80AC115	3.15	80	32	FAN80FG	XPFA80...
DNMF100AC115	4.70	120	100	DNFG	XPFA120...

230 VAC Fans

Part Number	Size		CFM	Use With Fan Guard Part Number	Use with Filter Grill Part Number
	Inches	mm			
FAN80AC230	3.15	80	32	FAN80FG	XPFA80...
DNMF100AC230	4.70	120	100	DNFG	XPFA120...

FAN CORDS



- For 115 VAC wiring
- Save time with these stock fan cords
- Molded female fan plug (0.91" x 0.68")

Part Number	Description	Lead Length	Fan Connector	115VAC Plug
DNMFC	Single Fan Cord	24"	Straight	No
DNFC48P	Single Fan Cord	48"	45 degree	Yes
DNFC72P	Single Fan Cord	72"	45 degree	No
DNFCDC2P	Daisy Chain	24"	Qty. 2- 45 degree, 24" apart	Yes
DNFCDC3P	Daisy Chain	24"	Qty 3 - 45 degree, 24" apart	Yes

FILTER FAN GRILLS

- Create your own filter fans or exhaust grills
- Mounts easily with 4 screws using template and hardware provided
- Complete with flame retardant ABS plastic grill and flame retardant synthetic filter
- Integral gasket on rear of grill (see photo below), seals against mounting surface
- Can be used with standard 3.15" (80 mm) or 4.7" (120 mm) square fans (available opposite page or use your own) or alone as an exhaust grill
- Molded in a choice of 3 colors to match our racks & accessories



Two Sizes



Open View

Assembled
(fan not included)

Part Number			Grill Size		Use with Square Fan Size
Black	Beige	Grey	H	W	
XPFA80BK	XPFA80CG	XPFA80GY	4.13"	4.13"	3.15"
XPFA120BK	XPFA120CG	XPFA120GY	5.91"	5.91"	4.70"




Rear View

REPLACEMENT FILTERS

- Flame retardant synthetic filter (as supplied with above)
- Five per pack


Part Number	Use with Square Fan Size
PFF1000	3.15" (XPFA80 series)
PFF2000	4.7" (XPFA120 series)



FAN FINGER GUARDS

- Mounts to either the 3.15" (80 mm) or 4.7" (120 mm) fans
- Steel construction
- Chrome plated finish
- Includes mounting hardware

Part Number	Description	Use with Fan Size
FAN80FG	Wire mesh, nickel plated	3.15"
DNFG	Wire mesh, nickel plated	4.70"



EUROPE

Basingstoke, UK 01256 812812

AUSTRALIA

Queenstown SA, Australia 61-8-8240-2244



CANADA

Guelph, Ontario (519) 822-2960
St. Laurent, Quebec (514) 343-9010

USA

Cheektowaga, NY (716) 630-7030

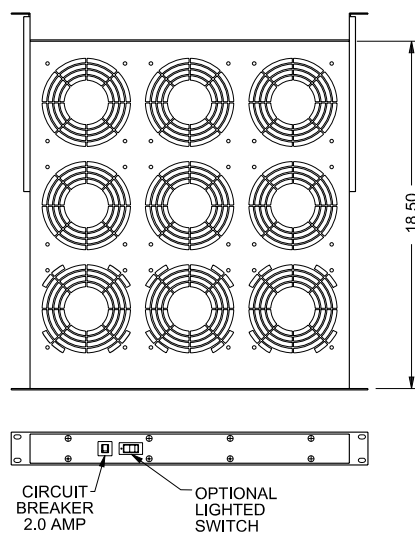


FAN TRAYS

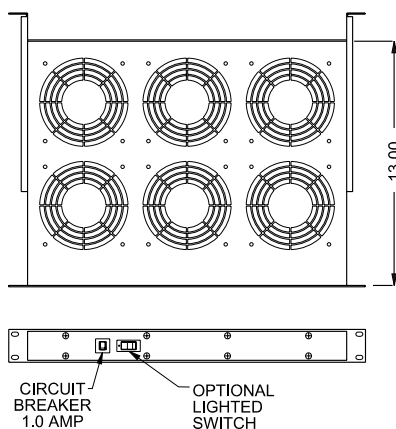


- Standard 19" rack mount
- Compact and economical rack cooling solution
- Fan trays can be positioned at the bottom of a rack to force air through the cabinet, at the top to exhaust air out or below specific pieces of equipment for spot cooling
- 115VAC 50/60 Hz., thermally protected, ball bearing fans
UR/cUR listed
- Circuit breaker protected
- Low profile 1.75" (1U) of panel space
- 6' 14/3 STJW cord with molded 3 prong plug included
- Integral finger guards above and below fans
- Case width is 17"
- 6 and 9 fan units include an adjustable rear mounting bracket (mounts to rear panel rails) for extra stability
- Shipped fully assembled
- Available with or without on/off switch
- Finished in smooth black powder paint
- Control your rack temperature with our economical, compact thermostat

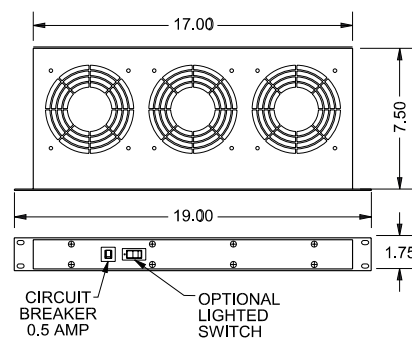
FT900HA1BK



FT600HA1BK



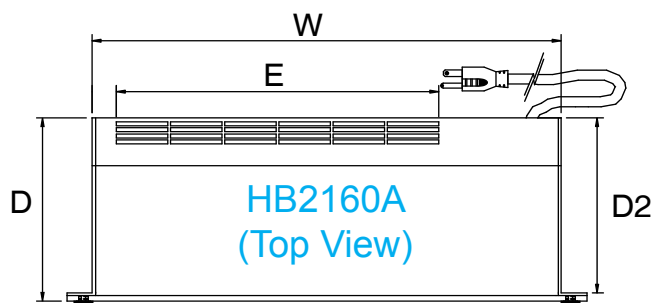

FT300HA1BK



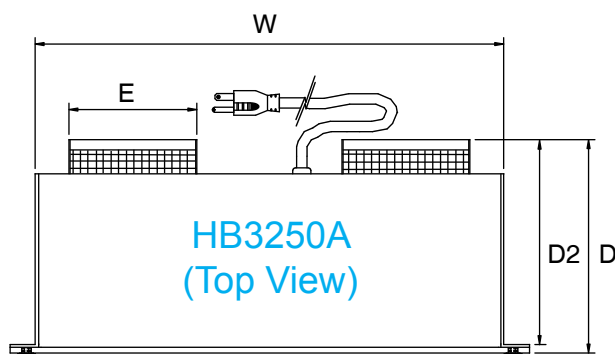
Part Number		CFM	Running Amps	Watts	Panel Width	Case Width	Case Depth	Rear Bracket Depth	
Without Switch	With Lighted Switch							Min.	Max.
FT300TA1BK	FT300HA1BK	300	0.5	40	19	17	7.5	n/a	n/a
FT600TA1BK	FT600HA1BK	600	1.0	80	19	17	13	2.40	19.20
FT900TA1BK	FT900HA1BK	900	1.5	120	19	17	18.5	7.90	24.70

PACKAGED BLOWERS

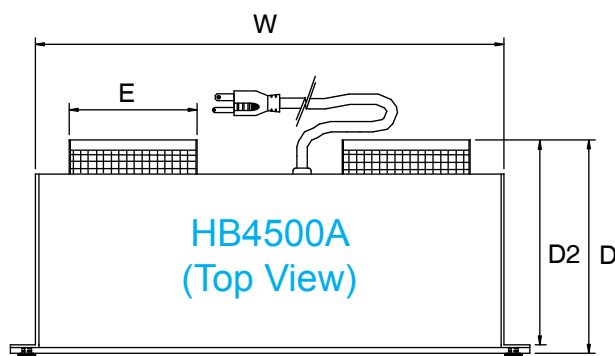
- Standard 19" rack mount
- All blowers contain a quadruplex centrifugal blower powered by a single precision ball-bearing motor
- These widely used packaged blowers deliver air from more than 50% of their 17" width
- 115VAC 50/60 Hz., UR/CSA listed ball bearing motor
- Internal neoprene isolation mounts reduce transmission of vibration to the enclosure
- Heavy duty steel enclosure
- Includes permanent filter & attractive stainless steel grill
- Inlet air (front of unit) cools motor for long life
- Exhaust guards included
- Six foot (minimum) SJTW 3-wire cord




HB2160A
(Side Profile View)



HB3250A
(Side Profile View)



HB4500A
(Side Profile View)



Part Number	Free Flow Air Delivery (CFM)	RPM Nominal	Ambient Temp.		Dimensions (Inches)				
			Min. °F	Max. °F	H	W	D	D2	E
HB2160A	160	1500	-20	250	3.50	19.00	6.94	6.63	11.79
HB3250A	300	3000	-20	250	5.25	19.00	7.81	7.50	4.65
HB4500A	470	3250	-20	250	7.00	19.00	10.25	9.94	4.76

EUROPE

Basingstoke, UK 01256 812812

AUSTRALIA

Queenstown SA, Australia 61-8-8240-2244



CANADA


Guelph, Ontario (519) 822-2960
St. Laurent, Quebec (514) 343-9010

USA

Cheektowaga, NY (716) 630-7030



15 Amp - Vertical Rack Mount Outlet Strips



- ~ Designed for power distribution for equipment racks – also handy for work benches
- ~ Rugged extruded aluminum case with 1 5/8" x 1 3/8" profile
- ~ Receptacles are 1" square and are equally spaced over the length of the power strip
- ~ Heavy-duty 14 gauge wire power cord – 14/3 SJTW for extreme temperature ranges
- ~ Integral molded plug available in straight blade (Nema 5-15P) or twist-lock (Nema L5-15P) configuration
- ~ Available with surge protection, on/off switch or red pilot light to indicate power on (see tables)
- ~ Includes 15A, 125VAC circuit breaker to prevent accidental line overload
- ~ Includes hardware for mounting to rack Amhal struts or relay rack sides
- ~ Electrical rating 120VAC/15A
- ~ For additional hardware kit, order part number **1585CLIP**
- ~ **NOTE:** To properly use in racks, allow sufficient depth **BEHIND** the rear panel rails for vertical mounting to amhal struts
- ~ CSA certified
- ~ UL listed (pending on the surge models)

15 Amp Vertical Rack Mount Power Strips With Surge Protection

Part No.	Outlets	On-Off Switch	Pilot Light	Cord Length	Plug Type	Length	Electrical Rating	Shipping Weight
1585H8A1S	8	Yes	-	6'	Straight	48"	120VAC/15A	3.5 lbs
1585H8B1S	8	Yes	-	15'	Straight	48"	120VAC/15A	3.5 lbs
1585H10A1S	10	Yes	-	6'	Straight	48"	120VAC/15A	3.5 lbs
1585H10B1S	10	Yes	-	15'	Straight	48"	120VAC/15A	3.5 lbs
1585H15A1S	15	Yes	-	6'	Straight	48"	120VAC/15A	3.7 lbs
1585H15B1S	15	Yes	-	15'	Straight	48"	120VAC/15A	3.7 lbs
1587H11A1S	11	Yes	-	6'	Straight	70"	120VAC/15A	3.5 lbs
1587H11B1S	11	Yes	-	15'	Straight	70"	120VAC/15A	3.5 lbs
1587H19A1S	19	Yes	-	6'	Straight	70"	120VAC/15A	4.8 lbs
1587H19B1S	19	Yes	-	15'	Straight	70"	120VAC/15A	4.8 lbs
1588H12A1S	12	Yes	-	6'	Straight	77"	120VAC/15A	3.5 lbs
1588H12B1S	12	Yes	-	15'	Straight	77"	120VAC/15A	3.5 lbs
1585T8A1S	8	-	Yes	6'	Straight	48"	120VAC/15A	3.5 lbs
1585T8B1S	8	-	Yes	15'	Straight	48"	120VAC/15A	3.5 lbs
1585T10A1S	10	-	Yes	6'	Straight	48"	120VAC/15A	3.5 lbs
1585T10B1S	10	-	Yes	15'	Straight	48"	120VAC/15A	3.5 lbs
1585T15A1S	15	-	Yes	6'	Straight	48"	120VAC/15A	3.7 lbs
1585T15B1S	15	-	Yes	15'	Straight	48"	120VAC/15A	3.7 lbs
1587T11A1S	11	-	Yes	6'	Straight	70"	120VAC/15A	3.5 lbs
1587T11B1S	11	-	Yes	15'	Straight	70"	120VAC/15A	3.5 lbs
1587T19A1S	19	-	Yes	6'	Straight	70"	120VAC/15A	4.8 lbs
1587T19B1S	19	-	Yes	15'	Straight	70"	120VAC/15A	4.8 lbs
1588T12A1S	12	-	Yes	6'	Straight	77"	120VAC/15A	3.5 lbs
1588T12B1S	12	-	Yes	15'	Straight	77"	120VAC/15A	3.5 lbs

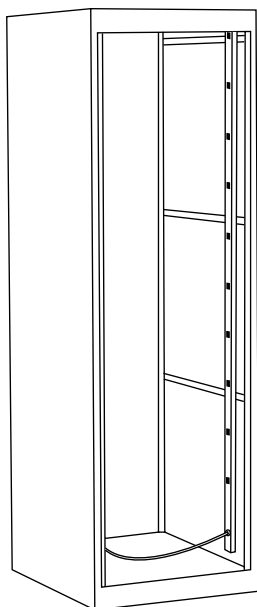


15 Amp - Vertical Rack Mount Outlet Strips


15 Amp Vertical Rack Mount Power Strips - With On/Off Switch

Part No.	Outlets	Cord Length	Plug Type	Length	Shipping Weight
15851H6A1	6	6'	Straight	18"	2.5 lbs
15851H6B1	6	15'	Straight	18"	2.5 lbs
15851H6C1	6	6'	Twist Lock	18"	2.5 lbs
15851H6D1	6	15'	Twist Lock	18"	2.5 lbs
15852H6A1	6	6'	Straight	24"	2.5 lbs
15852H6B1	6	15'	Straight	24"	2.5 lbs
15852H6C1	6	6'	Twist Lock	24"	2.5 lbs
15852H6D1	6	15'	Twist Lock	24"	2.5 lbs
15852H8A1	8	6'	Straight	24"	2.5 lbs
15852H8B1	8	15'	Straight	24"	2.5 lbs
15852H8C1	8	6'	Twist Lock	24"	2.5 lbs
15852H8D1	8	15'	Twist Lock	24"	3.5 lbs
15853H6A1	6	6'	Straight	36"	3.0 lbs
15853H6B1	6	15'	Straight	36"	3.0 lbs
15853H6C1	6	6'	Twist Lock	36"	3.0 lbs
15853H6D1	6	15'	Twist Lock	36"	3.0 lbs
15854H7A1	7	6'	Straight	42"	3.5 lbs
15854H7B1	7	15'	Straight	42"	3.5 lbs
15854H7C1	7	6'	Twist Lock	42"	3.5 lbs
15854H7D1	7	15'	Twist Lock	42"	3.5 lbs
1585H8A1	8	6'	Straight	48"	3.5 lbs
1585H8B1	8	15'	Straight	48"	3.5 lbs
1585H8C1	8	6'	Twist Lock	48"	3.5 lbs
1585H8D1	8	15'	Twist Lock	48"	3.5 lbs
1585H10A1	10	6'	Straight	48"	3.5 lbs
1585H10B1	10	15'	Straight	48"	3.5 lbs
1585H10C1	10	6'	Twist Lock	48"	3.5 lbs
1585H10D1	10	15'	Twist Lock	48"	3.5 lbs
1585H11A1	11	6'	Straight	48"	3.5 lbs
1585H11B1	11	15'	Straight	48"	3.5 lbs
1585H11C1	11	6'	Twist Lock	48"	3.5 lbs
1585H11D1	11	15'	Twist Lock	48"	3.5 lbs
1585H15A1	15	6'	Straight	48"	3.7 lbs
1585H15B1	15	15'	Straight	48"	3.7 lbs
1585H15C1	15	6'	Twist Lock	48"	3.7 lbs
1585H15D1	15	15'	Twist Lock	48"	3.7 lbs

Part No.	Outlets	Cord Length	Plug Type	Length	Shipping Weight
1585H16A1	16	6'	Straight	48"	3.7 lbs
1585H16B1	16	15'	Straight	48"	3.7 lbs
1585H16C1	16	6'	Twist Lock	48"	3.7 lbs
1585H16D1	16	15'	Twist Lock	48"	3.7 lbs
1586H10A1	10	6'	Straight	60"	3.7 lbs
1586H10B1	10	15'	Straight	60"	3.7 lbs
1586H10C1	10	6'	Twist Lock	60"	3.7 lbs
1586H10D1	10	15'	Twist Lock	60"	3.5 lbs
1586H12A1	12	6'	Straight	60"	3.7 lbs
1586H12B1	12	15'	Straight	60"	3.7 lbs
1586H12C1	12	6'	Twist Lock	60"	3.7 lbs
1586H12D1	12	15'	Twist Lock	60"	4.8 lbs
1587H10A1	10	6'	Straight	70"	4.2 lbs
1587H10B1	10	15'	Straight	70"	4.2 lbs
1587H10C1	10	6'	Twist Lock	70"	4.2 lbs
1587H10D1	10	15'	Twist Lock	70"	4.2 lbs
1587H11A1	11	6'	Straight	70"	4.2 lbs
1587H11B1	11	15'	Straight	70"	4.2 lbs
1587H11C1	11	6'	Twist Lock	70"	4.2 lbs
1587H11D1	11	15'	Twist Lock	70"	4.2 lbs
1587H12A1	12	6'	Straight	70"	4.2 lbs
1587H12B1	12	15'	Straight	70"	4.2 lbs
1587H12C1	12	6'	Twist Lock	70"	4.2 lbs
1587H12D1	12	15'	Twist Lock	70"	4.2 lbs
1587H19A1	19	6'	Straight	70"	4.8 lbs
1587H19B1	19	15'	Straight	70"	4.8 lbs
1587H19C1	19	6'	Twist Lock	70"	4.8 lbs
1587H19D1	19	15'	Twist Lock	70"	4.8 lbs
1587H24A1	24	6'	Straight	70"	4.8 lbs
1587H24B1	24	15'	Straight	70"	4.8 lbs
1587H24C1	24	6'	Twist Lock	70"	4.8 lbs
1587H24D1	24	15'	Twist Lock	70"	4.8 lbs
1588H12A1	12	6'	Straight	77"	4.8 lbs
1588H12B1	12	15'	Straight	77"	4.8 lbs
1588H12C1	12	6'	Twist Lock	77"	4.8 lbs
1588H12D1	12	15'	Twist Lock	77"	4.8 lbs



Hardware Kit: part number **1585CLIP** (included)



Accessories

EUROPE

Basingstoke, UK 01256 812812

AUSTRALIA

Queenstown SA, Australia 61-8-8240-2244



CANADA

Guelph, Ontario (519) 822-2960
St. Laurent, Quebec (514) 343-9010

USA

Cheektowaga, NY (716) 630-7030

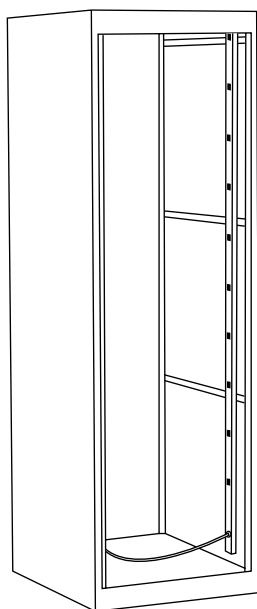


15 Amp - Vertical Rack Mount Outlet Strips


15 Amp Vertical Rack Mount Power Strips - With Pilot Light

Part No.	Outlets	Cord Length	Plug Type	Length	Shipping Weight
15851T6A1	6	6'	Straight	18"	2.5 lbs
15851T6B1	6	15'	Straight	18"	2.5 lbs
15851T6C1	6	6'	Twist Lock	18"	2.5 lbs
15851T6D1	6	15'	Twist Lock	18"	2.5 lbs
15852T6A1	6	6'	Straight	24"	2.5 lbs
15852T6B1	6	15'	Straight	24"	2.5 lbs
15852T6C1	6	6'	Twist Lock	24"	2.5 lbs
15852T6D1	6	15'	Twist Lock	24"	2.5 lbs
15852T8A1	8	6'	Straight	24"	2.5 lbs
15852T8B1	8	15'	Straight	24"	2.5 lbs
15852T8C1	8	6'	Twist Lock	24"	2.5 lbs
15852T8D1	8	15'	Twist Lock	24"	3.5 lbs
15853T6A1	6	6'	Straight	36"	3.0 lbs
15853T6B1	6	15'	Straight	36"	3.0 lbs
15853T6C1	6	6'	Twist Lock	36"	3.0 lbs
15853T6D1	6	15'	Twist Lock	36"	3.0 lbs
15854T7A1	7	6'	Straight	42"	3.5 lbs
15854T7B1	7	15'	Straight	42"	3.5 lbs
15854T7C1	7	6'	Twist Lock	42"	3.5 lbs
15854T7D1	7	15'	Twist Lock	42"	3.5 lbs
1585T8A1	8	6'	Straight	48"	3.5 lbs
1585T8B1	8	15'	Straight	48"	3.5 lbs
1585T8C1	8	6'	Twist Lock	48"	3.5 lbs
1585T8D1	8	15'	Twist Lock	48"	3.5 lbs
1585T10A1	10	6'	Straight	48"	3.5 lbs
1585T10B1	10	15'	Straight	48"	3.5 lbs
1585T10C1	10	6'	Twist Lock	48"	3.5 lbs
1585T10D1	10	15'	Twist Lock	48"	3.5 lbs
1585T11A1	11	6'	Straight	48"	3.5 lbs
1585T11B1	11	15'	Straight	48"	3.5 lbs
1585T11C1	11	6'	Twist Lock	48"	3.5 lbs
1585T11D1	11	15'	Twist Lock	48"	3.5 lbs
1585T15A1	15	6'	Straight	48"	3.7 lbs
1585T15B1	15	15'	Straight	48"	3.7 lbs
1585T15C1	15	6'	Twist Lock	48"	3.7 lbs
1585T15D1	15	15'	Twist Lock	48"	3.7 lbs


Part No.	Outlets	Cord Length	Plug Type	Length	Shipping Weight
1585T16A1	16	6'	Straight	48"	3.7 lbs
1585T16B1	16	15'	Straight	48"	3.7 lbs
1585T16C1	16	6'	Twist Lock	48"	3.7 lbs
1585T16D1	16	15'	Twist Lock	48"	3.7 lbs
1586T10A1	10	6'	Straight	60"	3.7 lbs
1586T10B1	10	15'	Straight	60"	3.7 lbs
1586T10C1	10	6'	Twist Lock	60"	3.7 lbs
1586T10D1	10	15'	Twist Lock	60"	3.5 lbs
1586T12A1	12	6'	Straight	60"	3.7 lbs
1586T12B1	12	15'	Straight	60"	3.7 lbs
1586T12C1	12	6'	Twist Lock	60"	3.7 lbs
1586T12D1	12	15'	Twist Lock	60"	4.2 lbs
1587T10A1	10	6'	Straight	70"	4.2 lbs
1587T10B1	10	15'	Straight	70"	4.2 lbs
1587T10C1	10	6'	Twist Lock	70"	4.2 lbs
1587T10D1	10	15'	Twist Lock	70"	4.2 lbs
1587T11A1	11	6'	Straight	70"	4.2 lbs
1587T11B1	11	15'	Straight	70"	4.2 lbs
1587T11C1	11	6'	Twist Lock	70"	4.2 lbs
1587T11D1	11	15'	Twist Lock	70"	4.2 lbs
1587T12A1	12	6'	Straight	70"	4.2 lbs
1587T12B1	12	15'	Straight	70"	4.2 lbs
1587T12C1	12	6'	Twist Lock	70"	4.2 lbs
1587T12D1	12	15'	Twist Lock	70"	4.2 lbs
1587T19A1	19	6'	Straight	70"	4.8 lbs
1587T19B1	19	15'	Straight	70"	4.8 lbs
1587T19C1	19	6'	Twist Lock	70"	4.8 lbs
1587T19D1	19	15'	Twist Lock	70"	4.8 lbs
1587T24A1	24	6'	Straight	70"	4.8 lbs
1587T24B1	24	15'	Straight	70"	4.8 lbs
1587T24C1	24	6'	Twist Lock	70"	4.8 lbs
1587T24D1	24	15'	Twist Lock	70"	4.8 lbs
1588T12A1	12	6'	Straight	77"	4.8 lbs
1588T12B1	12	15'	Straight	77"	4.8 lbs
1588T12C1	12	6'	Twist Lock	77"	4.8 lbs
1588T12D1	12	15'	Twist Lock	77"	4.8 lbs



Hardware Kit: part number **1585CLIP** (included)

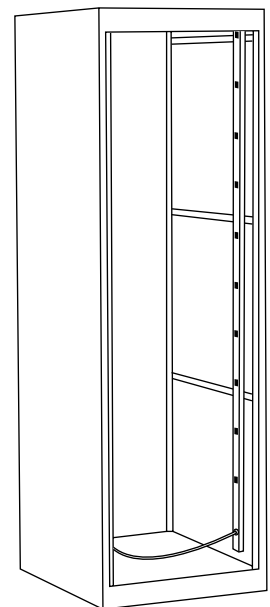



20 Amp - Vertical Rack Mount Outlet Strips



- ~ Designed for power distribution for equipment racks – also handy for work benches
- ~ Designed for applications with heavy current draw
- ~ Rugged extruded aluminum case with 1 5/8" x 1 3/8" profile
- ~ Receptacles are 1" square and are equally spaced over the length of the power strip
- ~ Integral molded plug available in straight blade (Nema 5-20P) or twist-lock (Nema L5-20P) configurations (see table)
- ~ Available with on/off switch or red pilot light to indicate power on (see table)
- ~ Electrical rating of 120VAC/20A
- ~ 20A outlets with 20A circuit breaker, 12 gauge wire - 12/3 SJTW 20A heavy duty power cord for extreme temperature ranges
- ~ Includes hardware for mounting to rack Amhal struts or relay rack sides
- ~ For additional hardware kit, order part number **1585CLIP**
- ~ **NOTE:** To properly use in racks, allow sufficient depth **BEHIND** the rear panel rails for vertical mounting to amhal struts
- ~ CSA certified
- ~ UL listed

Hardware Kit: part number **1585CLIP** (included)



Accessories

EUROPE

Basingstoke, UK 01256 812812

AUSTRALIA

Queenstown SA, Australia 61-8-8240-2244



CANADA

Guelph, Ontario (519) 822-2960
St. Laurent, Quebec (514) 343-9010

USA

Cheektowaga, NY (716) 630-7030



20 Amp - Vertical Rack Mount Outlet Strips

20 Amp Vertical Rack Mount Power Strips - With On/Off Switch

20 Amp Vertical Rack Mount Power Strips - With Pilot Light

Part No.	Outlets	Cord Length	Plug Type	Length	Shipping Weight
1589H18C1	6	6'	Twist Lock	18"	2.7 lbs
1589H18D1	6	15'	Twist Lock	18"	2.7 lbs
1589H18F1	6	6'	Straight	18"	2.5 lbs
1589H18G1	6	15'	Straight	18"	3.0 lbs
1589H24C1	8	6'	Twist Lock	24"	2.7 lbs
1589H24D1	8	15'	Twist Lock	24"	2.7 lbs
1589H24F1	8	6'	Straight	24"	2.5 lbs
1589H24G1	8	15'	Straight	24"	3.0 lbs
1589H36C1	6	6'	Twist Lock	36"	3.2 lbs
1589H36D1	6	15'	Twist Lock	36"	3.2 lbs
1589H36F1	6	6'	Straight	36"	3.0 lbs
1589H36G1	6	15'	Straight	36"	3.5 lbs
1589H42C1	7	6'	Twist Lock	42"	3.7 lbs
1589H42D1	7	15'	Twist Lock	42"	3.7 lbs
1589H42F1	7	6'	Straight	42"	3.5 lbs
1589H42G1	7	15'	Straight	42"	4.0 lbs
1589H48C1	8	6'	Twist Lock	48"	3.7 lbs
1589H48D1	8	15'	Twist Lock	48"	3.7 lbs
1589H48F1	8	6'	Straight	48"	3.5 lbs
1589H48G1	8	15'	Straight	48"	4.0 lbs
1589H48C116	16	6'	Twist Lock	48"	3.9 lbs
1589H48D116	16	15'	Twist Lock	48"	3.9 lbs
1589H48F116	16	6'	Straight	48"	3.7 lbs
1589H48G116	16	15'	Straight	48"	4.2 lbs
1589H60C1	10	6'	Twist Lock	60"	3.7 lbs
1589H60D1	10	15'	Twist Lock	60"	3.7 lbs
1589H60F1	10	6'	Straight	60"	3.5 lbs
1589H60G1	10	15'	Straight	60"	4.0 lbs
1589H70C1	10	6'	Twist Lock	70"	4.2 lbs
1589H70D1	10	15'	Twist Lock	70"	4.2 lbs
1589H70F1	10	6'	Straight	70"	4.0 lbs
1589H70G1	10	15'	Straight	70"	4.5 lbs
1589H70C124	24	6'	Twist Lock	70"	4.4 lbs
1589H70D124	24	15'	Twist Lock	70"	4.4 lbs
1589H70F124	24	6'	Straight	70"	4.2 lbs
1589H70G124	24	15'	Straight	70"	4.7 lbs
1589H77C1	12	6'	Twist Lock	77"	4.8 lbs
1589H77D1	12	15'	Twist Lock	77"	4.8 lbs
1589H77F1	12	6'	Straight	77"	4.6 lbs
1589H77G1	12	15'	Straight	77"	5.1 lbs

Part No.	Outlets	Cord Length	Plug Type	Length	Shipping Weight
1589T18C1	6	6'	Twist Lock	18"	2.7 lbs
1589T18D1	6	15'	Twist Lock	18"	2.7 lbs
1589T18F1	6	6'	Straight	18"	2.5 lbs
1589T18G1	6	15'	Straight	18"	3.0 lbs
1589T24C1	8	6'	Twist Lock	24"	2.7 lbs
1589T24D1	8	15'	Twist Lock	24"	2.7 lbs
1589T24F1	8	6'	Straight	24"	2.5 lbs
1589T24G1	8	15'	Straight	24"	3.0 lbs
1589T36C1	6	6'	Twist Lock	36"	3.2 lbs
1589T36D1	6	15'	Twist Lock	36"	3.2 lbs
1589T36F1	6	6'	Straight	36"	3.0 lbs
1589T36G1	6	15'	Straight	36"	3.5 lbs
1589T42C1	7	6'	Twist Lock	42"	3.7 lbs
1589T42D1	7	15'	Twist Lock	42"	3.7 lbs
1589T42F1	7	6'	Straight	42"	3.5 lbs
1589T42G1	7	15'	Straight	42"	4.0 lbs
1589T48C1	8	6'	Twist Lock	48"	3.7 lbs
1589T48D1	8	15'	Twist Lock	48"	3.7 lbs
1589T48F1	8	6'	Straight	48"	3.5 lbs
1589T48G1	8	15'	Straight	48"	4.0 lbs
1589T48C116	16	6'	Twist Lock	48"	3.9 lbs
1589T48D116	16	15'	Twist Lock	48"	3.9 lbs
1589T48F116	16	6'	Straight	48"	3.7 lbs
1589T48G116	16	15'	Straight	48"	4.2 lbs
1589T60C1	10	6'	Twist Lock	60"	3.7 lbs
1589T60D1	10	15'	Twist Lock	60"	3.7 lbs
1589T60F1	10	6'	Straight	60"	3.5 lbs
1589T60G1	10	15'	Straight	60"	4.0 lbs
1589T70C1	10	6'	Twist Lock	70"	4.2 lbs
1589T70D1	10	15'	Twist Lock	70"	4.2 lbs
1589T70F1	10	6'	Straight	70"	4.0 lbs
1589T70G1	10	15'	Straight	70"	4.5 lbs
1589T70C124	24	6'	Twist Lock	70"	4.4 lbs
1589T70D124	24	15'	Twist Lock	70"	4.4 lbs
1589T70F124	24	6'	Straight	70"	4.2 lbs
1589T70G124	24	15'	Straight	70"	4.7 lbs
1589T77C1	12	6'	Twist Lock	77"	4.8 lbs
1589T77D1	12	15'	Twist Lock	77"	4.8 lbs
1589T77F1	12	6'	Straight	77"	4.6 lbs
1589T77G1	12	15'	Straight	77"	5.1 lbs

15 Amp - Rack Mount Power Panels



- ~ Designed for power distribution from front and rear of unit.
- ~ Tough steel case painted in black powder coat finish.
- ~ Heavy-duty 14 gauge wire power cord – 14/3 SJTW for extreme temperature ranges.
- ~ Integral molded plug available in straight blade (Nema 5-15P) or twist-lock (Nema L5-15P) configurations.
- ~ Available with lighted on/off switch or red pilot light to indicate power on.
- ~ Includes 15A, 125VAC circuit breaker to prevent accidental line overload.
- ~ CSA certified.
- ~ UL recognized - under the component program of UL.



15 Amp Rack Mount (Front & Rear Receptacles)

Part No.	Total Outlets	Front Outlets	Rear Outlets	On-Off Switch	Pilot Light	Cord Length	Cord Type	Dimensions (Inches) L x W x H	Electrical Rating	Shipping Weight
1583H6A1BKX	6	2	4	Yes	-	6'	Straight	19 x 3 x 1.75	120VAC/15A	4 lbs
1583H6B1BKX	6	2	4	Yes	-	15'	Straight	19 x 3 x 1.75	120VAC/15A	4 lbs
1583H6C1BKX	6	2	4	Yes	-	6'	Twist Lock	19 x 3 x 1.75	120VAC/15A	4 lbs
1583H6D1BKX	6	2	4	Yes	-	15'	Twist Lock	19 x 3 x 1.75	120VAC/15A	4 lbs
1583T6A1BKX	6	2	4	-	Yes	6'	Straight	19 x 3 x 1.75	120VAC/15A	4 lbs
1583T6B1BKX	6	2	4	-	Yes	15'	Straight	19 x 3 x 1.75	120VAC/15A	4 lbs
1583T6C1BKX	6	2	4	-	Yes	6'	Twist Lock	19 x 3 x 1.75	120VAC/15A	4 lbs
1583T6D1BKX	6	2	4	-	Yes	15'	Twist Lock	19 x 3 x 1.75	120VAC/15A	4 lbs
1583H12A1BKX	12	6	6	Yes	-	6'	Straight	19 x 3 x 1.75	120VAC/15A	4 lbs
1583H12B1BKX	12	6	6	Yes	-	15'	Straight	19 x 3 x 1.75	120VAC/15A	4 lbs
1583H12C1BKX	12	6	6	Yes	-	6'	Twist Lock	19 x 3 x 1.75	120VAC/15A	4 lbs
1583H12D1BKX	12	6	6	Yes	-	15'	Twist Lock	19 x 3 x 1.75	120VAC/15A	4 lbs
1583T12A1BKX	12	6	6	-	Yes	6'	Straight	19 x 3 x 1.75	120VAC/15A	4 lbs
1583T12B1BKX	12	6	6	-	Yes	15'	Straight	19 x 3 x 1.75	120VAC/15A	4 lbs
1583T12C1BKX	12	6	6	-	Yes	6'	Twist Lock	19 x 3 x 1.75	120VAC/15A	4 lbs
1583T12D1BKX	12	6	6	-	Yes	15'	Twist Lock	19 x 3 x 1.75	120VAC/15A	4 lbs

Accessories

EUROPE

Basingstoke, UK 01256 812812

AUSTRALIA

Queenstown SA, Australia 61-8-8240-2244



CANADA


Guelph, Ontario (519) 822-2960
St. Laurent, Quebec (514) 343-9010

USA

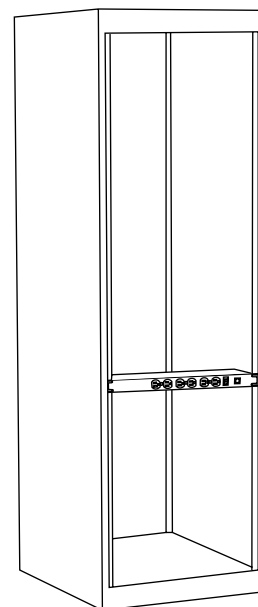
Cheektowaga, NY (716) 630-7030



15 Amp - Rack Mount Power Panels



- ~ Designed for power distribution from front of unit.
- ~ Tough steel case available in ASA 61 grey or black powder coat finish.
- ~ Heavy-duty 14 gauge wire power cord – 14/3 SJTW for extreme temperature ranges.
- ~ Integral molded plug available in straight blade (Nema 5-15P) or twist-lock (Nema L5-15P) configurations.
- ~ 6 outlet models include 2 outlets with extra space for clearance of most plug in transformers.
- ~ Available with lighted on/off switch or red pilot light to indicate power on.
- ~ Includes 15A, 125VAC circuit breaker to prevent accidental line overload.
- ~ Panel dimensions are 1.75" high (1U) and 19" rack width.
- ~ CSA certified.
- ~ UL recognized - under the component program of UL.
- ~ For surge protected panels incorporating our ZT206 module:
 - 8,000 Amp rated MOV's, two ferrite rod inductors & filter capacitor provide surge suppression and EMI/RFI noise protection
 - Maximum 24,000 Amps transient current
 - 330V UL 1449 rating
 - Response time of less than 1 nanosecond
 - Protection in all 3 AC modes
 - Voltage suppression at the outlet guards against transients from equipment on the power bar



15 Amp - Rack Mount Power Panels

15 Amp Rack Mount Power Panels (Front Receptacles)

Part No.	Outlets	On-Off Switch	Pilot Light	Cord Length	Plug Type	Color	Dimensions (Inches) L x W x H	Electrical Rating	Shipping Weight
1582H6A1	6	Yes	-	6'	Straight	Grey	19 x 3 x 1.75	120VAC / 15A	4 lbs
1582H6A1BK	6	Yes	-	6'	Straight	Black	19 x 3 x 1.75	120VAC / 15A	4 lbs
1582H6B1	6	Yes	-	15'	Straight	Grey	19 x 3 x 1.75	120VAC / 15A	4 lbs
1582H6B1BK	6	Yes	-	15'	Straight	Black	19 x 3 x 1.75	120VAC / 15A	4 lbs
1582H6C1	6	Yes	-	6'	Twist Lock	Grey	19 x 3 x 1.75	120VAC / 15A	4 lbs
1582H6C1BK	6	Yes	-	6'	Twist Lock	Black	19 x 3 x 1.75	120VAC / 15A	4 lbs
1582H6D1	6	Yes	-	15'	Twist Lock	Grey	19 x 3 x 1.75	120VAC / 15A	4 lbs.
1582H6D1BK	6	Yes	-	15'	Twist Lock	Black	19 x 3 x 1.75	120VAC / 15A	4 lbs.
1582H8A1	8	Yes	-	6'	Straight	Grey	19 x 3 x 1.75	120VAC / 15A	4 lbs
1582H8A1BK	8	Yes	-	6'	Straight	Black	19 x 3 x 1.75	120VAC / 15A	4 lbs
1582H8B1	8	Yes	-	15'	Straight	Grey	19 x 3 x 1.75	120VAC / 15A	4 lbs
1582H8B1BK	8	Yes	-	15'	Straight	Black	19 x 3 x 1.75	120VAC / 15A	4 lbs
1582H8C1	8	Yes	-	6'	Twist Lock	Grey	19 x 3 x 1.75	120VAC / 15A	4 lbs
1582H8C1BK	8	Yes	-	6'	Twist Lock	Black	19 x 3 x 1.75	120VAC / 15A	4 lbs
1582H8D1	8	Yes	-	15'	Twist Lock	Grey	19 x 3 x 1.75	120VAC / 15A	4 lbs.
1582H8D1BK	8	Yes	-	15'	Twist Lock	Black	19 x 3 x 1.75	120VAC / 15A	4 lbs.
1582T6A1	6	-	Yes	6'	Straight	Grey	19 x 3 x 1.75	120VAC / 15A	4 lbs
1582T6A1BK	6	-	Yes	6'	Straight	Black	19 x 3 x 1.75	120VAC / 15A	4 lbs
1582T6B1	6	-	Yes	15'	Straight	Grey	19 x 3 x 1.75	120VAC / 15A	4 lbs
1582T6B1BK	6	-	Yes	15'	Straight	Black	19 x 3 x 1.75	120VAC / 15A	4 lbs
1582T6C1	6	-	Yes	6'	Twist Lock	Grey	19 x 3 x 1.75	120VAC / 15A	4 lbs
1582T6C1BK	6	-	Yes	6'	Twist Lock	Black	19 x 3 x 1.75	120VAC / 15A	4 lbs
1582T6D1	6	-	Yes	15'	Twist Lock	Grey	19 x 3 x 1.75	120VAC / 15A	4 lbs.
1582T6D1BK	6	-	Yes	15'	Twist Lock	Black	19 x 3 x 1.75	120VAC / 15A	4 lbs.
1582T8A1	8	-	Yes	6'	Straight	Grey	19 x 3 x 1.75	120VAC / 15A	4 lbs
1582T8A1BK	8	-	Yes	6'	Straight	Black	19 x 3 x 1.75	120VAC / 15A	4 lbs
1582T8B1	8	-	Yes	15'	Straight	Grey	19 x 3 x 1.75	120VAC / 15A	4 lbs
1582T8B1BK	8	-	Yes	15'	Straight	Black	19 x 3 x 1.75	120VAC / 15A	4 lbs
1582T8C1	8	-	Yes	6'	Twist Lock	Grey	19 x 3 x 1.75	120VAC / 15A	4 lbs
1582T8C1BK	8	-	Yes	6'	Twist Lock	Black	19 x 3 x 1.75	120VAC / 15A	4 lbs
1582T8D1	8	-	Yes	15'	Twist Lock	Grey	19 x 3 x 1.75	120VAC / 15A	4 lbs
1582T8D1BK	8	-	Yes	15'	Twist Lock	Black	19 x 3 x 1.75	120VAC / 15A	4 lbs

15 Amp Rack Mount Power Panels (Front Receptacles) With Surge Protection

Part No.	Outlets	On-Off Switch	Pilot Light	Cord Length	Plug Type	Color	Dimensions (Inches) L x W x H	Electrical Rating	Shipping Weight
1582H6A1S	6	Yes	-	6'	Straight	Grey	19 x 3 x 1.75	120VAC / 15A	4 lbs
1582H6A1SBK	6	Yes	-	6'	Straight	Black	19 x 3 x 1.75	120VAC / 15A	4 lbs
1582H6B1S	6	Yes	-	15'	Straight	Grey	19 x 3 x 1.75	120VAC / 15A	4 lbs
1582H6B1SBK	6	Yes	-	15'	Straight	Black	19 x 3 x 1.75	120VAC / 15A	4 lbs
1582H6C1S	6	Yes	-	6'	Twist Lock	Grey	19 x 3 x 1.75	120VAC / 15A	4 lbs
1582H6C1SBK	6	Yes	-	6'	Twist Lock	Black	19 x 3 x 1.75	120VAC / 15A	4 lbs
1582H6D1S	6	Yes	-	15'	Twist Lock	Grey	19 x 3 x 1.75	120VAC / 15A	4 lbs
1582H6D1SBK	6	Yes	-	15'	Twist Lock	Black	19 x 3 x 1.75	120VAC / 15A	4 lbs

EUROPE

Basingstoke, UK 01256 812812

AUSTRALIA

Queenstown SA, Australia 61-8-8240-2244



CANADA

Guelph, Ontario (519) 822-2960
St. Laurent, Quebec (514) 343-9010

USA


Cheektowaga, NY (716) 630-7030



15 Amp - Rack Mount Power Panels



- ~ Designed for power distribution from rear of unit.
- ~ Tough steel case available in ASA 61 grey or black powder coat finish.
- ~ Heavy-duty 14 gauge wire power cord – 14/3 SJTW for extreme temperature ranges.
- ~ Integral molded plug available in straight blade (Nema 5-15P) or twist-lock (Nema L5-15P) configurations.
- ~ 6 outlet models include 2 outlets with extra space for clearance of most plug in transformers.
- ~ Available with lighted on/off switch or red pilot light to indicate power on.
- ~ Includes 15A, 125VAC circuit breaker to prevent accidental line overload.
- ~ Panel dimensions are 1.75" high (1U) and 19" width.
- ~ CSA certified.
- ~ UL recognized - under the component program of UL.
- ~ For surge protected panels incorporating our ZT206 module:
 - 8,000 Amp rated MOV's, two ferrite rod inductors & filter capacitor provide surge suppression and EMI/RFI noise protection
 - Maximum 24,000 Amps transient current
 - 330V UL 1449 rating
 - Response time of less than 1 nanosecond
 - Protection in all 3 AC modes
 - Voltage suppression at the outlet guards against transients from equipment on the power bar



15 Amp - Rack Mount Power Panels

15 Amp Rack Mount Power Panels (Rear Receptacles)

Part No.	Outlets	On-Off Switch	Pilot Light	Cord Length	Plug Type	Color	Dimensions (Inches) L x W x H	Electrical Rating	Shipping Weight
1583H6A1	6	Yes	-	6'	Straight	Grey	19 x 3 x 1.75	120VAC /15A	4 lbs
1583H6A1BK	6	Yes	-	6'	Straight	Black	19 x 3 x 1.75	120VAC /15A	4 lbs
1583H6B1	6	Yes	-	15'	Straight	Grey	19 x 3 x 1.75	120VAC /15A	4 lbs
1583H6B1BK	6	Yes	-	15'	Straight	Black	19 x 3 x 1.75	120VAC /15A	4 lbs
1583H6C1	6	Yes	-	6'	Twist Lock	Grey	19 x 3 x 1.75	120VAC /15A	4 lbs
1583H6C1BK	6	Yes	-	6'	Twist Lock	Black	19 x 3 x 1.75	120VAC /15A	4 lbs
1583H6D1	6	Yes	-	15'	Twist Lock	Grey	19 x 3 x 1.75	120VAC/15A	4 lbs
1583H6D1BK	6	Yes	-	15'	Twist Lock	Black	19 x 3 x 1.75	120 VAC/15A	4 lbs
1583H8A1	8	Yes	-	6'	Straight	Grey	19 x 3 x 1.75	120VAC /15A	4 lbs
1583H8A1BK	8	Yes	-	6'	Straight	Black	19 x 3 x 1.75	120VAC /15A	4 lbs
1583H8B1	8	Yes	-	15'	Straight	Grey	19 x 3 x 1.75	120VAC /15A	4 lbs
1583H8B1BK	8	Yes	-	15'	Straight	Black	19 x 3 x 1.75	120VAC /15A	4 lbs
1583H8C1	8	Yes	-	6'	Twist Lock	Grey	19 x 3 x 1.75	120VAC /15A	4 lbs
1583H8C1BK	8	Yes	-	6'	Twist Lock	Black	19 x 3 x 1.75	120VAC /15A	4 lbs
1583H8D1	8	Yes	-	15'	Twist Lock	Grey	19 x 3 x 1.75	120VAC /15A	4 lbs
1583H8D1BK	8	Yes	-	15'	Twist Lock	Black	19 x 3 x 1.75	120VAC /15A	4 lbs
1583T6A1	6	-	Yes	6'	Straight	Grey	19 x 3 x 1.75	120VAC /15A	4 lbs
1583T6A1BK	6	-	Yes	6'	Straight	Black	19 x 3 x 1.75	120VAC /15A	4 lbs
1583T6B1	6	-	Yes	15'	Straight	Grey	19 x 3 x 1.75	120VAC /15A	4 lbs
1583T6B1BK	6	-	Yes	15'	Straight	Black	19 x 3 x 1.75	120VAC /15A	4 lbs
1583T6C1	6	-	Yes	6'	Twist Lock	Grey	19 x 3 x 1.75	120VAC /15A	4 lbs
1583T6C1BK	6	-	Yes	6'	Twist Lock	Black	19 x 3 x 1.75	120VAC /15A	4 lbs
1583T6D1	6	-	Yes	15'	Twist Lock	Grey	19 x 3 x 1.75	120VAC /15A	4 lbs
1583T6D1BK	6	-	Yes	15'	Twist Lock	Black	19 x 3 x 1.75	120VAC /15A	4 lbs
1583T8A1	8	-	Yes	6'	Straight	Grey	19 x 3 x 1.75	120VAC /15A	4 lbs
1583T8A1BK	8	-	Yes	6'	Straight	Black	19 x 3 x 1.75	120VAC /15A	4 lbs
1583T8B1	8	-	Yes	15'	Straight	Grey	19 x 3 x 1.75	120VAC /15A	4 lbs
1583T8B1BK	8	-	Yes	15'	Straight	Black	19 x 3 x 1.75	120VAC /15A	4 lbs
1583T8C1	8	-	Yes	6'	Twist Lock	Grey	19 x 3 x 1.75	120VAC /15A	4 lbs
1583T8C1BK	8	-	Yes	6'	Twist Lock	Black	19 x 3 x 1.75	120VAC /15A	4 lbs
1583T8D1	8	-	Yes	15'	Twist Lock	Grey	19 x 3 x 1.75	120VAC /15A	4 lbs
1583T8D1BK	8	-	Yes	15'	Twist Lock	Black	19 x 3 x 1.75	120VAC /15A	4 lbs

15 Amp Rack Mount Power Panels (Rear Receptacles) With Surge Protection

Part No.	Outlets	On-Off Switch	Pilot Light	Cord Length	Plug Type	Color	Dimensions (Inches) L x W x H	Electrical Rating	Shipping Weight
1583H6A1S	6	Yes	-	6'	Straight	Grey	19 x 3 x 1.75	120VAC /15A	4 lbs
1583H6A1SBK	6	Yes	-	6'	Straight	Black	19 x 3 x 1.75	120VAC /15A	4 lbs
1583H6B1S	6	Yes	-	15'	Straight	Grey	19 x 3 x 1.75	120VAC /15A	4 lbs
1583H6B1SBK	6	Yes	-	15'	Straight	Black	19 x 3 x 1.75	120VAC /15A	4 lbs
1583H6C1S	6	Yes	-	6'	Twist Lock	Grey	19 x 3 x 1.75	120VAC /15A	4 lbs
1583H6C1SBK	6	Yes	-	6'	Twist Lock	Black	19 x 3 x 1.75	120VAC /15A	4 lbs
1583H6D1S	6	Yes	-	15'	Twist Lock	Grey	19 x 3 x 1.75	120VAC /15A	4 lbs
1583H6D1SBK	6	Yes	-	15'	Twist Lock	Black	19 x 3 x 1.75	120VAC /15A	4 lbs

EUROPE

Basingstoke, UK 01256 812812

AUSTRALIA

Queenstown SA, Australia 61-8-8240-2244



CANADA


Guelph, Ontario (519) 822-2960
St. Laurent, Quebec (514) 343-9010

USA

Cheektowaga, NY (716) 630-7030



15 Amp - Rack Mount Power Panels



- ~ Receptacles turned 90°
- ~ Designed for power distribution from front or rear of unit.
- ~ Tough steel case available in a black powder coat finish.
- ~ Heavy-duty power cord – 14/3 SJTW for extreme temperature ranges.
- ~ Integral molded straight-blade (NEMA 5-15P) or twist lock (NEMA L5-15P) configuration.
- ~ Available with lighted on/off switch or red pilot light to indicate power on.
- ~ Includes 15A, 125VAC circuit breaker to prevent accidental line overload.
- ~ CSA certified.
- ~ UL recognized - under the component program of UL.



15 Amp Rack Mount Power Panels with 90° Receptacles

Part No.	Outlets	Outlet Location	On-Off Switch	Pilot Light	Plug Type	Cord Length	Dimensions (Inches) LxWxH	Electrical Rating	Shipping Weight
1582H6A1BKRA	6	Front	Yes	-	Straight	6'	19 x 3 x 1.75	120VAC/15A	4 lbs
1582H6B1BKRA	6	Front	Yes	-	Straight	15'	19 x 3 x 1.75	120VAC/15A	4 lbs
1582H6C1BKRA	6	Front	Yes	-	Twist Lock	6'	19 x 3 x 1.75	120VAC/15A	4 lbs
1582H6D1BKRA	6	Front	Yes	-	Twist Lock	15'	19 x 3 x 1.75	120VAC/15A	4 lbs
1582T6A1BKRA	6	Front	-	Yes	Straight	6'	19 x 3 x 1.75	120VAC/15A	4 lbs
1582T6B1BKRA	6	Front	-	Yes	Straight	15'	19 x 3 x 1.75	120VAC/15A	4 lbs
1582T6C1BKRA	6	Front	-	Yes	Twist Lock	6'	19 x 3 x 1.75	120VAC/15A	4 lbs
1582T6D1BKRA	6	Front	-	Yes	Twist Lock	15'	19 x 3 x 1.75	120VAC/15A	4 lbs
1583H6A1BKRA	6	Rear	Yes	-	Straight	6'	19 x 3 x 1.75	120VAC/15A	4 lbs
1583H6B1BKRA	6	Rear	Yes	-	Straight	15'	19 x 3 x 1.75	120VAC/15A	4 lbs
1583H6C1BKRA	6	Rear	Yes	-	Twist Lock	6'	19 x 3 x 1.75	120VAC/15A	4 lbs
1583H6D1BKRA	6	Rear	Yes	-	Twist Lock	15'	19 x 3 x 1.75	120VAC/15A	4 lbs
1583T6A1BKRA	6	Rear	-	Yes	Straight	6'	19 x 3 x 1.75	120VAC/15A	4 lbs
1583T6B1BKRA	6	Rear	-	Yes	Straight	15'	19 x 3 x 1.75	120VAC/15A	4 lbs
1583T6C1BKRA	6	Rear	-	Yes	Twist Lock	6'	19 x 3 x 1.75	120VAC/15A	4 lbs
1583T6D1BKRA	6	Rear	-	Yes	Twist Lock	15'	19 x 3 x 1.75	120VAC/15A	4 lbs

20 Amp - Rack Mount Power Panels

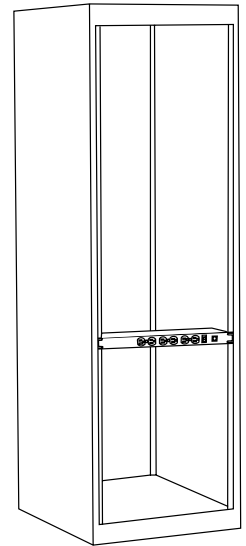


- ~ Designed for power distribution from front or rear of unit.
- ~ Tough steel case painted in black powder coat finish.
- ~ Heavy-duty power cord – 12/3 SJTW for extreme temperature ranges.
- ~ Integral molded plug available in straight blade (Nema 5-20P) or twist-lock (Nema L5-20P) configurations.
- ~ Available with on/off switch or red pilot light to indicate power on.
- ~ Includes 20A, 125VAC circuit breaker to prevent accidental line overload.
- ~ CSA certified.
- ~ UL recognized - under the component program of UL.



20 Amp Rack Mount (Front Receptacles)

Part No.	Outlets	On-Off Switch	Pilot Light	Cord Length	Plug Type	Dimensions (Inches)	Electrical Rating	Shipping Weight
1589H6C1BKRF	6	Yes	-	6'	Twist Lock	19 x 3 x 1.75	120VAC/20A	4.2 lbs
1589H6D1BKRF	6	Yes	-	15'	Twist Lock	19 x 3 x 1.75	120VAC/20A	4.5 lbs
1589H6F1BKRF	6	Yes	-	6'	Straight	19 x 3 x 1.75	120VAC/20A	4.0 lbs
1589H6G1BKRF	6	Yes	-	15'	Straight	19 x 3 x 1.75	120VAC/20A	4.5 lbs
1589T6C1BKRF	6	-	Yes	6'	Twist Lock	19 x 3 x 1.75	120VAC/20A	4.2 lbs
1589T6D1BKRF	6	-	Yes	15'	Twist Lock	19 x 3 x 1.75	120VAC/20A	4.5 lbs
1589T6F1BKRF	6	-	Yes	6'	Straight	19 x 3 x 1.75	120VAC/20A	4.0 lbs
1589T6G1BKRF	6	-	Yes	15'	Straight	19 x 3 x 1.75	120VAC/20A	4.5 lbs



20 Amp Rack Mount (Rear Receptacles)

Part No.	Outlets	On-Off Switch	Pilot Light	Cord Length	Plug Type	Dimensions (Inches)	Electrical Rating	Shipping Weight
1589H6C1BKRR	6	Yes	-	6'	Twist Lock	19 x 3 x 1.75	120VAC/20A	4.2 lbs
1589H6D1BKRR	6	Yes	-	15'	Twist Lock	19 x 3 x 1.75	120VAC/20A	4.5 lbs
1589H6F1BKRR	6	Yes	-	6'	Straight	19 x 3 x 1.75	120VAC/20A	4.0 lbs
1589H6G1BKRR	6	Yes	-	15'	Straight	19 x 3 x 1.75	120VAC/20A	4.5 lbs
1589T6C1BKRR	6	-	Yes	6'	Twist Lock	19 x 3 x 1.75	120VAC/20A	4.2 lbs
1589T6D1BKRR	6	-	Yes	15'	Twist Lock	19 x 3 x 1.75	120VAC/20A	4.5 lbs
1589T6F1BKRR	6	-	Yes	6'	Straight	19 x 3 x 1.75	120VAC/20A	4.0 lbs
1589T6G1BKRR	6	-	Yes	15'	Straight	19 x 3 x 1.75	120VAC/20A	4.5 lbs

Accessories

EUROPE

Basingstoke, UK 01256 812812

AUSTRALIA

Queenstown SA, Australia 61-8-8240-2244



CANADA

Guelph, Ontario (519) 822-2960
St. Laurent, Quebec (514) 343-9010

USA

Cheektowaga, NY (716) 630-7030



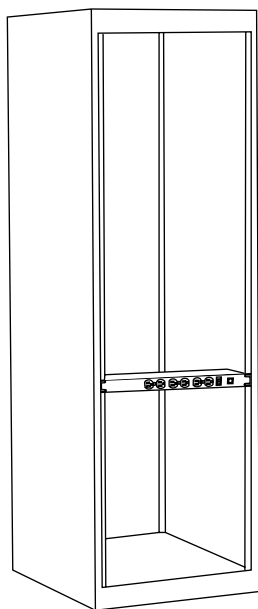
International - Rack Mount Power Panels



- ~ Designed for use with IEC power cords.
- ~ All steel housing with black powder coat finish.
- ~ 1 IEC 320 inlet, and 8 IEC 320 outlets.
- ~ Standard 19" rack mount
- ~ Designed for power distribution from front of unit.
- ~ Includes 10A, 220VAC circuit breaker to prevent accidental line overload.
- ~ UL pending.
- ~ CSA Certified.
- ~ TÜV certification pending.

International Rack Mount Power Panels


Part No.	Outlets	Receptacle Location	Inlet Location	On-Off Switch	Pilot Light	Dimensions (Inches)	Electrical Rating	Shipping Weight
1582H8E1BK	8	Front	Rear	Yes	-	19 x 3 x 2	220VAC/10A	4.0 lbs
1582T8E1BK	8	Front	Rear	-	Yes	19 x 3 x 2	220VAC/10A	4.0 lbs
1583H8E1BK	8	Rear	Rear	Yes	-	19 x 3 x 2	220VAC/10A	4.0 lbs
1583T8E1BK	8	Rear	Rear	-	Yes	19 x 3 x 2	220VAC/10A	4.0 lbs






1427C1

- 4" (102mm) hole to hole mounting centers
- 4.4" (111mm) length
- 1.3" (33mm) height
- 3/8" (9.5mm) diameter round bright nickel finished brass
- 10-32 hardware included
- thread depth is 9/16" (14.3mm)



1427C6

- 2.7" (70mm) hole to hole mounting centers
- 3.5" (89mm) length
- 1.5" (38mm) height
- clear anodized satin finish aluminum
- 8-32 hardware included
- thread depth is 7/16" (11.11mm)



1427C2

- 4" (102mm) hole to hole mounting centers
- 4.4" (111mm) length
- 1.3" (33mm) height
- 5/8" x 9/32" (15.9 x 7.14mm) oval, satin nickel finished brass
- 10-32 hardware included
- thread depth is 1/2" (12.7mm)



1427L

- 7" (178mm) hole to hole mounting centers
- 7.4" (187mm) length
- 1.2" (30mm) height
- chrome plated steel
- 10-32 hardware included
- .375" (10mm) diameter




1427C4

- 4.4" (111mm) hole to hole mounting centers
- 5" (127mm) length
- 1" (25mm) height
- black anodized satin finish aluminum
- 8-32 hardware included
- thread depth is 3/8" (9.5mm)



1427M

- 5.3" (133mm) hole to hole mounting centers
- 5.6" (141mm) length
- 1.2" (30mm) height
- chrome plated steel
- 10-32 hardware included
- .375" (10mm) diameter



1427C5

- 4" (102mm) hole to hole mounting centers
- 4.2" (108mm) length
- 1.3" (34mm) height
- 1/4" x 7/8" (6.35 x 22.2mm) rectangular, clear anodized brushed finish aluminum
- 8-32 hardware included
- thread depth is 7/16" (11.11mm)



1427N

- 3.5" (89mm) hole to hole mounting centers
- 3.9" (99mm) length
- 1.2" (30mm) height
- chrome plated steel
- 10-32 hardware included
- .375" (10mm) diameter

EUROPE

Basingstoke, UK 01256 812812

AUSTRALIA

Queenstown SA, Australia 61-8-8240-2244



CANADA


Guelph, Ontario (519) 822-2960
St. Laurent, Quebec (514) 343-9010

USA

Cheektowaga, NY (716) 630-7030



Handles



1427P

- 2.8" (71mm) hole to hole mounting centers
- 3" (76mm) length
- .95" (24mm) height
- chrome plated steel
- 6-32 hardware included
- .25" (6mm) diameter



M250-1003

- 4" (102mm) hole to hole mounting centers
- 4.4" (111mm) length
- 1.4" (36mm) height
- black nylon carry handle
- 55 lb. load capacity
- hardware included
- .52" (13mm) diameter



1427Q

- 2.3" (58mm) hole to hole mounting centers
- 2.5" (64mm) length
- .95" (24mm) height
- chrome plated steel
- 6-32 hardware included
- .25" (6mm) diameter




M250-1393

- 5.6" (141mm) hole to hole mounting centers
- 6.1" (154mm) length
- 1.7" (42mm) height
- black nylon carry handle
- 132 lb. load capacity
- hardware included
- .79" (20mm) diameter




M286-6

- 3.9" (99mm) hole to hole mounting centers
- 4.6" (118mm) length
- 1.7" (42mm) height
- spring-locked, chrome plated steel folding handle
- carry capacity of 220 lbs. (100kg) per pair
- hardware included
- sold in pairs




M268-2

- 3.5" (88mm) hole to hole mounting centers
- 4" (102mm) length
- 1.6" (40mm) height
- matte anodized aluminum handle
- hardware included
- .48" (12mm) diameter



M250-663

- 2.7" (67mm) hole to hole mounting centers
- 3" (75mm) length
- 1.3" (32mm) height
- black nylon carry handles
- hardware included




M268-3

- 4.8" (121mm) hole to hole mounting centers
- 5.3" (134mm) length
- 1.6" (40mm) height
- matte anodized aluminum handle
- hardware included
- .48" (12mm) diameter



M268-4

- 7.1" (181mm) hole to hole mounting centers
- 7.6" (194mm) length
- 1.6" (40mm) height
- matte anodized aluminum handle
- hardware included
- .48" (12mm) diameter



M3299-1231

- 3" (75mm) hole to hole mounting centers
- 3.4" (87mm) length
- 1.6" (40mm) height
- matte anodized aluminum handle
- hardware included
- .30" (8mm) diameter



M268-5

- 9.3" (237mm) hole to hole mounting centers
- 9.8" (249mm) length
- 1.6" (40mm) height
- matte anodized aluminum handle
- hardware included
- .48" (12mm) diameter




M3299-1301

- 4.7" (119mm) hole to hole mounting centers
- 5.2" (131mm) length
- 1.6" (40mm) height
- matte anodized aluminum handle
- hardware included
- .30" (8mm) diameter



1427F

- 3.7" (94mm) hole to hole mounting centers
- 4.9" (124mm) length
- 2.2" (56mm) height
- black, scratch resistant, light weight polystyrene handle
- 60 lb. load capacity
- nickel plated steel support posts
- hardware included
- .43" (11mm) diameter



1427J

- 8.5" (216mm) long
- .77" (20mm) width
- .19" (5mm) height
- 7.25" (184mm) mounting centers
- chrome caps on a fluted soft vinyl strap with a spring steel core
- 50 lb. load capacity
- hardware included



M3299-1131

- 1.3" (32mm) hole to hole mounting centers
- 1.7" (42mm) length
- 1.6" (40mm) height
- matte anodized aluminum handle
- hardware included
- .30" (8mm) diameter



1427K

- 5" (128mm) length
- 3.5" (90mm) height
- .68" (17mm) depth
- black plastic tray with grey plastic folding handle
- handle is 4.1" (104mm) wide and 2.5" (63mm) high
- steady load capacity of 75 lbs. per handle
- simple installation: secured by 2 clips (included)

EUROPE

Basingstoke, UK 01256 812812

AUSTRALIA

Queenstown SA, Australia 61-8-8240-2244



CANADA

Guelph, Ontario (519) 822-2960
St. Laurent, Quebec (514) 343-9010

USA

Cheektowaga, NY (716) 630-7030



Handles, Feet & Cable Wraps



M262-01

- 5.9" (150mm) length
- 4.1" (105mm) height
- .65" (17mm) depth
- galvanized steel, flush mount screw down tray
- polished aluminum handle
- handle is 4.7" (120mm) wide and 3" (77mm) high
- steady load capacity of 330 lbs. per pair
- hardware included
- sold in pairs




M3784-7001

- 2.6" (67mm) length (in closed position)
- 1.8" (46mm) height (in open position)
- black polyamide spring locked folding legs
- hardware included
- sold in pairs



M263-1

- 5.1" (130mm) length
- 3.6" (91mm) height
- .79" (20mm) depth
- black steel tray
- folding, spring loaded polished steel handle
- handle is 4" (102mm) wide and 2.3" (59mm) high
- steady load capacity of 275 lbs. per pair
- hardware not included
- sold in pairs




1427X

- 2.5" (63mm) length (in closed position)
- 1.35" (34mm) height (in open position)
- white ABS plastic folding legs
- sold in pairs



M3255-2001

- 7.6" (194mm) length
- 3" (76mm) height
- .83" (21mm) depth
- silver steel tray
- folding black matte handle
- handle is 6.4" (164mm) wide and 2.3" (59mm) high
- carry capacity of 220 lbs. per pair
- hardware not included
- sold in pairs




M795

- 4.8" (122mm) overall length
- grey plastic cord wrap
- simple installation: secured by two clips each (included)
- sold in pairs



M797-24

- 1.1" (27mm) length
- .64" (16mm) height
- .55" (14mm) depth
- black polyamic fixed rear legs
- hardware included
- sold in pairs



M795-2

- 5" (126mm) overall length
- zinc plated cord wrap
- mounting hardware not included
- sold in pairs



Part #: **1421**
(package of 4 screws & 4 metal cup washers)

- 10-32 x 0.625"
- Slotted oval head screws
- Steel cup washers (0.60" outside diameter)
- Nickel plated



Part #: **1421E25W**
(package of 25)
Part #: **1421E100W**
(package of 100)

- Metal cup washers
- 0.60" outside diameter
- Use with 10-32 countersunk screws
- Nickel plated



Part #: **1421A**
(package of 4 screws & 4 plastic cup washers)

- 10-32 x 0.625"
- Slotted & phillips combination oval head screws
- Nickel plated screws
- Black plastic cup washers (0.58" outside diameter)




Part #: **1421A25W**
(package of 25)
Part #: **1421A100W**
(package of 100)

- Black plastic cup washers
- 0.58" outside diameter
- Use with 10-32 countersunk screws



Part #: **1421A25B**
(package of 25)
Part #: **1421A100B**
(package of 100)

- 10-32 x 0.625"
- Slotted & phillips combination oval head screws
- Nickel plated



Part #: **1421B**
(package of 4 screws & 4 nylon washers)

- 10-32 x 0.5" thumb screws
- With captivated nylon washers
- Nickel plated
- Works with panels up to 0.09" thick
- Head is 0.62" dia. x 0.37" high



Part #: **1421F25**
(package of 25)

- 10-32 x 1.25"
- Phillips oval head screws
- Nickel plated



Part #: **1421D**
(package of 25)

- 10-32 x 0.5"
- Slotted & phillips combination pan head screws
- Use where economy is important OR for close panel spacing.
- Zinc plated

EUROPE

Basingstoke, UK 01256 812812

AUSTRALIA

Queenstown SA, Australia 61-8-8240-2244



CANADA

Guelph, Ontario (519) 822-2960
St. Laurent, Quebec (514) 343-9010

USA

Cheektowaga, NY (716) 630-7030





Part #: **H1224S20**
(package of 20 screws)

- 12-24 x 5/8"
- Slotted & Phillips combination pan head screws
- Zinc plated
- Used mainly on our aluminum open relay racks (RRAL series)



Part #: **1421CNC25**
(package of 25)
Part #: **1421CNC100**
(package of 100)

- 12-24 cage nuts
- **USE ON SQUARE HOLE PUNCHED RAILS ONLY**
- Has the holding strength of a 12-24 nut
- Zinc plated



Part #: **1421N25**
(package of 25)
Part #: **1421N100**
(package of 100)

- 10-32 clip nuts
- **USE ON ROUND HOLE PUNCHED RAILS ONLY**
- Has the holding strength of a 10-32 nut
- Black finish




Part #: **1421CNB25**
(package of 25)
Part #: **1421CNB100**
(package of 100)

- M6 cage nuts
- **USE ON SQUARE HOLE PUNCHED RAILS ONLY**
- Has the holding strength of a M6 nut
- Zinc plated



Part #: **1421NP25**
(package of 25)
Part #: **1421NP100**
(package of 100)

- 10-32 clip nuts
- **USE ON ROUND HOLE PUNCHED RAILS ONLY**
- Has the holding strength of a 10-32 nut
- Zinc plated



Part #: **RCNIT**
(cage nut insertion tool)

- Allows for easy installation of cage nuts in square rail hole
- Spring steel tool



Part #: **1421CNA25**
(package of 25)
Part #: **1421CNA100**
(package of 100)

- 10-32 cage nuts
- **USE ON SQUARE HOLE PUNCHED RAILS ONLY**
- Has the holding strength of a 10-32 nut
- Zinc plated



Part #: **1463S**
(package of 3 bolts, spring nuts & washers)

- 3/8 x 16 spring loaded nuts (for Rack "C" channels)
- 0.75" hex head bolts & washers
- used to mount one rack rail (used in racks with Amhal strut rail mounting)

CASTER APPLICATION TABLE

Rack Series	Type	Accepts Caster Models	See Page
DNRR	Light Duty - Welded	1425B, 1425BM, 1425BH	Below
DNRR	Light Duty - Knockdown	1425B, 1425BM, 1425BH	Below
DNRR	Heavy Duty - Welded	Dolly - 1424T	18
DNRR	Heavy Duty - Knockdown	Dolly - 1424T	18
DNRR	Deep Channel - Knockdown	1425B, 1425BM, 1425BH	Below
REFK	Knockdown Rack Cabinet	1425P, 1425PHD	31
C2	All Contempra 2 Rack Cabinets	1425B, 1425BM, 1425BH, CCSTL, CCSTN	47, 61
C3	Contempra 3 (NEMA 12) Rack Cabinet	CCSTL, CCSTN, C3CRS19, C3DRS24	75

LIGHT DUTY CASTERS

- **Light Duty** - 360 lbs. Mfg.'s specified weight capacity (Set of 4)
- **SEE TABLE ABOVE TO CONFIRM APPLICATION**
- Features ball bearing swivel and hard composition wheels
- Standard 3" x 1.75" hole mounting pattern - no drilling required
- Adds only 0.75" to height of cabinet by fitting up inside base of rack
- Wheels are black & 3" wheel diameter
- Includes mounting hardware
- **SOLD IN A SET OF 4**
- Part Number **1425B**



MEDIUM DUTY CASTERS

- **Medium Duty** - 700 lbs. Mfg.'s specified weight capacity (Set of 4)
- **SEE TABLE ABOVE TO CONFIRM APPLICATION**
- Features ball bearing swivel and hard composition wheels
- Standard 3" x 1.75" hole mounting pattern
- Adds only 0.75" to height of cabinet by fitting up inside base of rack
- Wheels are black & 3" wheel diameter
- Includes mounting hardware
- **SOLD IN A SET OF 4**
- Part Number **1425BM**



HEAVY DUTY CASTERS

- **Heavy Duty** - 1,050 lbs. Mfg.'s specified weight capacity (Set of 4)
- **SEE TABLE ABOVE TO CONFIRM APPLICATION**
- Features ball bearing swivel and hard composition wheels
- Standard 3" x 1.75" hole mounting pattern
- Adds only 0.75" to height of cabinet by fitting up inside base of rack
- Wheels are blue & 3" wheel diameter
- Includes mounting hardware
- **SOLD IN A SET OF 4**
- Part Number **1425BH**



EUROPE

Basingstoke, UK 01256 812812

AUSTRALIA

Queenstown SA, Australia 61-8-8240-2244



CANADA


Guelph, Ontario (519) 822-2960
St. Laurent, Quebec (514) 343-9010

USA

Cheektowaga, NY (716) 630-7030




GROUND BUS BAR



- Full Length copper bar - mounts vertically 0.13" thick x 0.63" wide
- Mounts to amhal struts of "C2" Contempra racks or REFK racks
- For maximum versatility - contains no holes (other than mounting holes)
- Includes strut mounting hardware

Part Number	Use With Rack (Panel Space)
CBB35	35"
CBB42	42"
CBB49	49"
CBB56	56"
CBB63	63"
CBB70	70"
CBB78	78.75"

GROUND LUGS



- Dual L16 type aluminum lug
- 1 1/8" wide x 1 3/16" long
- Provides excellent grounding
- Accepts wire sizes from 1/0 to 14
- Usually used in conjunction with bus bar (above)
- Packaged individually
- Mounting hardware not included (requires drilling of bus bar)

Part Number	Package Quantity
DNGL	1

LIGHT KIT



- Designed to fit inside the cabinets
- Features a manually operated switch, 115VAC convenience outlet, durable plastic lens (replacement lens below) and 6' power cord (without plug)
- Finished in white
- CSA & UL component recognized
- Installs with 1/4-20 bolts placed through holes (user drilled) in top of cabinet (or use magnet mount below)
- Screws and sealing washers provided
- Uses standard 15 watt - 18" florescent lamps (NOT INCLUDED)
- 1 3/4" high x 4 1/2" deep
- Includes mounting hardware

Part Number	Description
FLK18	18" Florescent Light Kit
FLK18LENSE	Replacement plastic lens

LIGHT KIT MAGNET MOUNT



- Designed to allow solid mounting of light kit (above) without drilling
- Also allows light to be easily moved within the rack
- Full length of light kit

Part Number	Description
FLK18MM	Florescent light kit - magnet mount

TOUCH UP PAINT

- For use in matching standard Hammond Mfg. colors
- Supplied in 12 oz. spray cans


Part Number	Color
1413BKLGS	Black - Low Gloss
1413BKS	Black
1413CGRALS	Contempra Beige
1413GFS	Gulf Blue
1413LRS	ASA61 Grey
1413NS	White



LITERATURE POCKET KIT

- Typically applied inside the door or side panels of the rack
- For literature storage
- Kit includes plastic pocket, high strength two-sided adhesive tape and surface preparation swab
- Plastic pocket is black

Part Number	Height	Width
PKT66	6"	6"
PKT99	6"	9"



SIDE PANEL LOCK KIT

- For higher security, the quarter turn fasteners on our side panels can be replaced with this key locking version
- Kit contains 4 quarter turn locks and 8 keys (all keyed alike)
- Good for 1 rack (ie...2 locks per side panel)

Part Number	Use With
CSPQTRL	For "C2" Contempra 2 Rack Side Panels
C3SPQTRL	For "C3" (NEMA 12) Contempra 3 Rack Side Panels



EXTRA CAM FLUSH LOCK

- Quarter turn fastener
- Mounts flush in a 0.760" x 0.655" double D hole or alternately a 0.75" diameter hole
- Kit contains 1 quarter turn lock and 2 keys (all keyed alike)
- Chrome plated brass housing with reversible cam

Part Number	Use With
1427BK	Flush mount doors or panels



EUROPE

Basingstoke, UK 01256 812812

AUSTRALIA

Queenstown SA, Australia 61-8-8240-2244



CANADA

Guelph, Ontario (519) 822-2960
St. Laurent, Quebec (514) 343-9010

USA

Cheektowaga, NY (716) 630-7030





KJJ

RCS

132



CANADA

Guelph, Ontario (519) 822-2960
St. Laurent, Quebec (514) 343-9010

USA

Cheektowaga, NY (716) 630-7030



EUROPE

Basingstoke, UK 01256 812812

AUSTRALIA

Queenstown SA, Australia 61-8-8240-2244

Product Color & Catalog Information

Racks, Rack Cabinets & Accessories:




Black (BK1 & BK2)



Beige - RAL 7032 (CG1 & CG2)




Gulf Blue (GF1)




ASA 61 Grey (GY1 & GY2)

NOTE: This color chart is included for reference only. It was created with printers ink and gives only a representation of the actual colors. Textures of paint and lighting will shift appearance of colors. If precise color matching is required please contact us for actual color chip samples. Part number suffix as used in this catalog is also shown ("1" refers to textured finish, "2" refers to smooth finish).

Other Hammond products & catalogs:



Electronic Enclosures
Request Catalog **9C-05**



Electronic Transformers
Request Catalog **5C-00**



Outlet Strips & Line Transformers
Request Catalog **PB-02**



Industrial Enclosures
Request Catalog **E4**



HAMMOND MANUFACTURING™



U.S.

Hammond Mfg. Co. Inc.
475 Cayuga Rd. #100
Cheektowaga, NY 14225
Phone: (716) 630-7030
Fax: (716) 630-7042

Canada

Hammond Mfg. Co. Ltd.
394 Edinburgh Road North
Guelph, Ontario N1H 1E5
Phone: (519) 822-2960
Fax: (519) 822-0715

Les Fabrications Hammond (Quebec) Inc.
4240 Seré Street
St. Laurent, Quebec H4T 1A6
Tel: (514) 343-9010
Fax: (514) 343-9941

U.K.

Hammond Electronics Limited
1 Onslow Close
Kingsland Business Park
Basingstoke, Hampshire
RG24 8QL
Tel: 01256 812812
Fax: 01256 332249

Australia

Hammond Electronics Pty. Ltd.
ABN 13 099 121 981
11-13 Port Rd.
Queenstown
SA 5014
Tel: 8-8240-2244
Fax: 8-8240-2255

ON THE WORLDWIDE WEB...



Distributed By:



Компания «ЭлектроПласт» предлагает заключение долгосрочных отношений при поставках импортных электронных компонентов на взаимовыгодных условиях!

Наши преимущества:

- Оперативные поставки широкого спектра электронных компонентов отечественного и импортного производства напрямую от производителей и с крупнейших мировых складов;
- Поставка более 17-ти миллионов наименований электронных компонентов;
- Поставка сложных, дефицитных, либо снятых с производства позиций;
- Оперативные сроки поставки под заказ (от 5 рабочих дней);
- Экспресс доставка в любую точку России;
- Техническая поддержка проекта, помощь в подборе аналогов, поставка прототипов;
- Система менеджмента качества сертифицирована по Международному стандарту ISO 9001;
- Лицензия ФСБ на осуществление работ с использованием сведений, составляющих государственную тайну;
- Поставка специализированных компонентов (Xilinx, Altera, Analog Devices, Intersil, Interpoint, Microsemi, Aeroflex, Peregrine, Syfer, Eurofarad, Texas Instrument, Miteq, Cobham, E2V, MA-COM, Hittite, Mini-Circuits, General Dynamics и др.);

Помимо этого, одним из направлений компании «ЭлектроПласт» является направление «Источники питания». Мы предлагаем Вам помощь Конструкторского отдела:

- Подбор оптимального решения, техническое обоснование при выборе компонента;
- Подбор аналогов;
- Консультации по применению компонента;
- Поставка образцов и прототипов;
- Техническая поддержка проекта;
- Защита от снятия компонента с производства.



Как с нами связаться

Телефон: 8 (812) 309 58 32 (многоканальный)

Факс: 8 (812) 320-02-42

Электронная почта: org@eplast1.ru

Адрес: 198099, г. Санкт-Петербург, ул. Калинина, дом 2, корпус 4, литера А.