

## Feed-through terminal block - HDFK 10 - 0707073

Please be informed that the data shown in this PDF Document is generated from our Online Catalog. Please find the complete data in the user's documentation. Our General Terms of Use for Downloads are valid (<http://download.phoenixcontact.com>)




Feed-through terminal block, Connection method: Screw connection, Load current : 76 A, Cross section: 0.5 mm<sup>2</sup> - 16 mm<sup>2</sup>, AWG 20 - 8, Connection direction of the conductor to plug-in direction: 0 °, Width: 10.1 mm, Color: gray

### Product description

Feed-through terminal block, Connection method: Screw connection, Load current : 76 A, Cross section: 0.5 mm<sup>2</sup> - 16 mm<sup>2</sup>, AWG 20 - 8, Connection direction of the conductor to plug-in direction: 0 °, Width: 10.1 mm, Color: gray



### Key commercial data

Packing unit	1
Minimum order quantity	50
Catalog page	Page 627 (CC-2009)
GTIN	 4 017918 003852
Weight per piece (including packing)	0.0 GRM
Weight per Piece (excluding packing)	21.04 GRM
Country of origin	GREECE

### Technical data

#### General

Number of levels	1
Number of connections	2
Color	gray
Insulating material	PA
Inflammability class according to UL 94	V0

#### Dimensions

Width	10.1 mm
-------	---------

#### Technical data

Rated surge voltage	6 kV
Pollution degree	3
Surge voltage category	III
Insulating material group	I

# Feed-through terminal block - HDFK 10 - 0707073

## Technical data

### Technical data

Connection in acc. with standard	IEC 60947-7-1
Nominal current I <sub>N</sub>	57 A
Nominal voltage U <sub>N</sub>	400 V (With metal panels of 1 mm ... 2.5 mm)
Nominal voltage U <sub>N</sub>	250 V (With metal panels over 2.5 mm ... 4 mm)
Nominal voltage U <sub>N</sub>	400 V (With plastic panels of 1 mm ... 4 mm)

### Connection data

Conductor cross section solid min.	0.5 mm <sup>2</sup>
Conductor cross section solid max.	16 mm <sup>2</sup>
Conductor cross section stranded min.	0.5 mm <sup>2</sup>
Conductor cross section stranded max.	10 mm <sup>2</sup>
Conductor cross section AWG/kcmil min.	20
Conductor cross section AWG/kcmil max	6
Conductor cross section stranded, with ferrule without plastic sleeve min.	0.5 mm <sup>2</sup>
Conductor cross section stranded, with ferrule without plastic sleeve max.	10 mm <sup>2</sup>
Conductor cross section stranded, with ferrule with plastic sleeve min.	0.5 mm <sup>2</sup>
Conductor cross section stranded, with ferrule with plastic sleeve max.	10 mm <sup>2</sup>
2 conductors with same cross section, solid min.	0.5 mm <sup>2</sup>
2 conductors with same cross section, solid max.	4 mm <sup>2</sup>
2 conductors with same cross section, stranded min.	0.5 mm <sup>2</sup>
2 conductors with same cross section, stranded max.	4 mm <sup>2</sup>
2 conductors with same cross section, stranded, ferrules without plastic sleeve, min.	0.5 mm <sup>2</sup>
2 conductors with same cross section, stranded, ferrules without plastic sleeve, max.	2.5 mm <sup>2</sup>
2 conductors with same cross section, stranded, TWIN ferrules with plastic sleeve, min.	0.5 mm <sup>2</sup>
2 conductors with same cross section, stranded, TWIN ferrules with plastic sleeve, max.	6 mm <sup>2</sup>
Cross section with insertion bridge, solid max.	10 mm <sup>2</sup>
Cross section with insertion bridge, stranded max.	10 mm <sup>2</sup>
Connection method	Screw connection
Stripping length	10 mm
Internal cylindrical gage	B 6
Screw thread	M4
Tightening torque, min	1.5 Nm
Tightening torque max	1.8 Nm

## Classifications

### eClass

eClass 4.0	27141131
------------	----------

# Feed-through terminal block - HDFK 10 - 0707073

## Classifications

### eClass

eClass 4.1	27141131
eClass 5.0	27141134
eClass 5.1	27141134
eClass 6.0	27141134

### etim

ETIM 2.0	EC001283
ETIM 3.0	EC001283
ETIM 4.0	EC001283

### unspsc

UNSPSC 6.01	30211811
UNSPSC 7.0901	39121410
UNSPSC 11	39121410
UNSPSC 12.01	39121410
UNSPSC 13.2	39121410

## Approvals

### Certificates

#### Certification

CSA / UL Recognized / KEMA-KEUR / cUL Recognized / GOST / PRS / IECCEB Scheme / GOST / cULus Recognized

#### Certification EX

#### Certification submitted

## Approval details

CSA	
mm <sup>2</sup> /AWG/kcmil	22-6
Nominal current I <sub>N</sub>	65 A
Nominal voltage U <sub>N</sub>	300 V

UL Recognized			
	B	C	D
mm <sup>2</sup> /AWG/kcmil	24-6	24-6	24-6
Nominal current I <sub>N</sub>	65 A	65 A	10 A

# Feed-through terminal block - HDFK 10 - 0707073

## Approvals

	B	C	D
Nominal voltage UN	300 V	150 V	300 V

KEMA-KEUR	
mm <sup>2</sup> /AWG/kcmil	10
Nominal current IN	57 A
Nominal voltage UN	250 V

cUL Recognized			
	B	C	D
mm <sup>2</sup> /AWG/kcmil	24-6	24-6	24-6
Nominal current IN	65 A	65 A	10 A
Nominal voltage UN	300 V	150 V	300 V

GOST
------

PRS
-----

IECEE CB Scheme	
mm <sup>2</sup> /AWG/kcmil	10
Nominal current IN	57 A
Nominal voltage UN	250 V

GOST
------

cULus Recognized
------------------

## Accessories

Accessories

Bridges

Insertion bridge - EB 2-10 - 0203153

Insertion bridge, Number of positions: 2, Color: gray



## Feed-through terminal block - HDFK 10 - 0707073

### Accessories

Insertion bridge - EB 3-10 - 0203328

Insertion bridge, Number of positions: 3, Color: gray



Insertion bridge - EB 10-10 - 0203137

Insertion bridge, Number of positions: 10, Color: gray



### Marking

Zack marker strip - ZB 8:UNBEDRUCKT - 1052002

Zack marker strip, Strip, white, Unlabeled, Can be labeled with: Plotter, Mounting type: Snap into tall marker groove, For term



### Tools

Screwdriver - SZS 1,0X4,0 VDE - 1205066

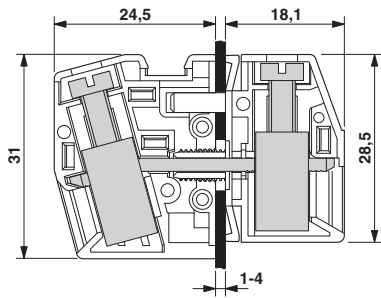
Screwdriver, bladed, VDE insulated, size: 1.0 x 4.0 x 100 mm, 2-component grip, with non-slip grip



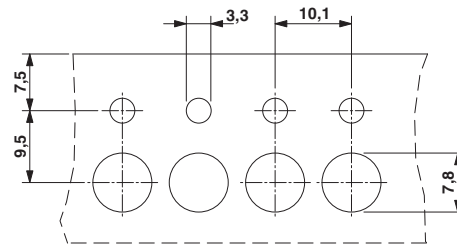
### Drawings

# Feed-through terminal block - HDFK 10 - 0707073

Dimensioned drawing



Dimensioned drawing



© Phoenix Contact 2012 - all rights reserved  
<http://www.phoenixcontact.com>



Компания «ЭлектроПласт» предлагает заключение долгосрочных отношений при поставках импортных электронных компонентов на взаимовыгодных условиях!

Наши преимущества:

- Оперативные поставки широкого спектра электронных компонентов отечественного и импортного производства напрямую от производителей и с крупнейших мировых складов;
- Поставка более 17-ти миллионов наименований электронных компонентов;
- Поставка сложных, дефицитных, либо снятых с производства позиций;
- Оперативные сроки поставки под заказ (от 5 рабочих дней);
- Экспресс доставка в любую точку России;
- Техническая поддержка проекта, помощь в подборе аналогов, поставка прототипов;
- Система менеджмента качества сертифицирована по Международному стандарту ISO 9001;
- Лицензия ФСБ на осуществление работ с использованием сведений, составляющих государственную тайну;
- Поставка специализированных компонентов (Xilinx, Altera, Analog Devices, Intersil, Interpoint, Microsemi, Aeroflex, Peregrine, Syfer, Eurofarad, Texas Instrument, Miteq, Cobham, E2V, MA-COM, Hittite, Mini-Circuits, General Dynamics и др.);

Помимо этого, одним из направлений компании «ЭлектроПласт» является направление «Источники питания». Мы предлагаем Вам помощь Конструкторского отдела:

- Подбор оптимального решения, техническое обоснование при выборе компонента;
- Подбор аналогов;
- Консультации по применению компонента;
- Поставка образцов и прототипов;
- Техническая поддержка проекта;
- Защита от снятия компонента с производства.



#### Как с нами связаться

**Телефон:** 8 (812) 309 58 32 (многоканальный)

**Факс:** 8 (812) 320-02-42

**Электронная почта:** [org@eplast1.ru](mailto:org@eplast1.ru)

**Адрес:** 198099, г. Санкт-Петербург, ул. Калинина, дом 2, корпус 4, литера А.