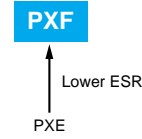


Upgrade!

NPCAP™-PXF Series

- Super low ESR, impedance and high heat resistance have been obtained by using conductive polymer as electrolyte.
- Rated voltage range : 2.5 to 6.3V_{dc}, Capacitance range : 220 to 1,000μF
- Case size range : φ6.3×5.8L to φ8×7.7L
- Suitable for DC-DC converters, voltage regulators and decoupling applications used on computer motherboards etc.
- RoHS Compliant



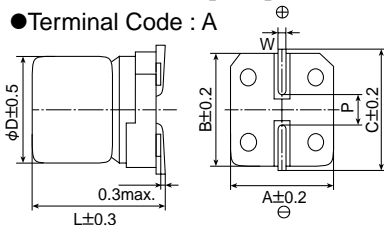
◆ SPECIFICATIONS

| Items | Characteristics | | | | | | | | | | |
|--|---|------------|-----------------------|--------------------|----------------------------|-----------|--------------------------------------|-----|--------------------------------------|-----------------|------------------------------|
| Category | | | | | | | | | | | |
| Temperature Range | -55 to +105°C | | | | | | | | | | |
| Rated Voltage Range | 2.5 to 6.3V _{dc} | | | | | | | | | | |
| Capacitance Tolerance | ±20% (M) (at 20°C, 120Hz) | | | | | | | | | | |
| Surge Voltage | Rated voltage×1.15 (at 105°C) | | | | | | | | | | |
| Leakage Current | Shall not exceed values shown in STANDARD RATINGS. (at 20°C after 2 minutes) | | | | | | | | | | |
| Dissipation Factor (tanδ) | 0.12 max. (at 20°C, 120Hz) | | | | | | | | | | |
| Low Temperature Characteristics (Max. Impedance Ratio) | Z(-25°C)/Z(+20°C)≤1.15 Z(-55°C)/Z(+20°C)≤1.25 (at 100kHz) | | | | | | | | | | |
| Endurance | The following specifications shall be satisfied when the capacitors are restored to 20°C after the rated voltage is applied for 2,000 hours at 105°C. | | | | | | | | | | |
| | <table border="1"> <tr><td>Appearance</td><td>No significant damage</td></tr> <tr><td>Capacitance change</td><td>≤±20% of the initial value</td></tr> <tr><td>DF (tanδ)</td><td>≤150% of the initial specified value</td></tr> <tr><td>ESR</td><td>≤150% of the initial specified value</td></tr> <tr><td>Leakage current</td><td>≤The initial specified value</td></tr> </table> | Appearance | No significant damage | Capacitance change | ≤±20% of the initial value | DF (tanδ) | ≤150% of the initial specified value | ESR | ≤150% of the initial specified value | Leakage current | ≤The initial specified value |
| Appearance | No significant damage | | | | | | | | | | |
| Capacitance change | ≤±20% of the initial value | | | | | | | | | | |
| DF (tanδ) | ≤150% of the initial specified value | | | | | | | | | | |
| ESR | ≤150% of the initial specified value | | | | | | | | | | |
| Leakage current | ≤The initial specified value | | | | | | | | | | |
| Bias Humidity | The following specifications shall be satisfied when the capacitors are restored to 20°C after subjecting them to the DC rated voltage at 60°C, 90 to 95% RH for 1,000 hours. | | | | | | | | | | |
| | <table border="1"> <tr><td>Appearance</td><td>No significant damage</td></tr> <tr><td>Capacitance change</td><td>≤±20% of the initial value</td></tr> <tr><td>DF (tanδ)</td><td>≤150% of the initial specified value</td></tr> <tr><td>ESR</td><td>≤150% of the initial specified value</td></tr> <tr><td>Leakage current</td><td>≤The initial specified value</td></tr> </table> | Appearance | No significant damage | Capacitance change | ≤±20% of the initial value | DF (tanδ) | ≤150% of the initial specified value | ESR | ≤150% of the initial specified value | Leakage current | ≤The initial specified value |
| Appearance | No significant damage | | | | | | | | | | |
| Capacitance change | ≤±20% of the initial value | | | | | | | | | | |
| DF (tanδ) | ≤150% of the initial specified value | | | | | | | | | | |
| ESR | ≤150% of the initial specified value | | | | | | | | | | |
| Leakage current | ≤The initial specified value | | | | | | | | | | |
| Surge Voltage | The capacitors shall be subjected to 1,000 cycles each consisting of charge with the surge voltage specified at 105°C for 30 seconds through a protective resistor(R=1kΩ) and discharge for 5 minutes 30 seconds. | | | | | | | | | | |
| | <table border="1"> <tr><td>Appearance</td><td>No significant damage</td></tr> <tr><td>Capacitance change</td><td>≤±20% of the initial value</td></tr> <tr><td>DF (tanδ)</td><td>≤150% of the initial specified value</td></tr> <tr><td>ESR</td><td>≤150% of the initial specified value</td></tr> <tr><td>Leakage current</td><td>≤The initial specified value</td></tr> </table> | Appearance | No significant damage | Capacitance change | ≤±20% of the initial value | DF (tanδ) | ≤150% of the initial specified value | ESR | ≤150% of the initial specified value | Leakage current | ≤The initial specified value |
| Appearance | No significant damage | | | | | | | | | | |
| Capacitance change | ≤±20% of the initial value | | | | | | | | | | |
| DF (tanδ) | ≤150% of the initial specified value | | | | | | | | | | |
| ESR | ≤150% of the initial specified value | | | | | | | | | | |
| Leakage current | ≤The initial specified value | | | | | | | | | | |
| Failure Rate | 0.5% per 1,000 hours maximum (Confidence level 60% at 105°C) | | | | | | | | | | |

*Note : If any doubt arises, measure the leakage current after the following voltage treatment.
Voltage treatment : DC rated voltage is applied to the capacitors for 120 minutes at 105°C.

◆ DIMENSIONS [mm]


● Terminal Code : A



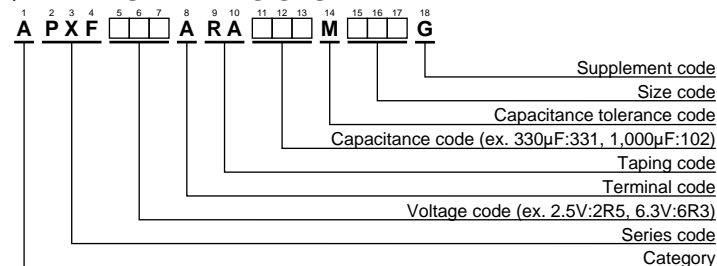
| Size Code | φD | L | A | B | C | W | P |
|-----------|-----|-----|-----|-----|-----|------------|-----|
| F61 | 6.3 | 5.8 | 6.6 | 6.6 | 7.2 | 0.5 to 0.8 | 1.9 |
| F80 | 6.3 | 7.7 | 6.6 | 6.6 | 7.2 | 0.5 to 0.8 | 1.9 |
| H70 | 8 | 6.7 | 8.3 | 8.3 | 9.0 | 0.7 to 1.1 | 3.1 |
| H80 | 8 | 7.7 | 8.3 | 8.3 | 9.0 | 0.7 to 1.1 | 3.1 |

◆ MARKING

EX) 2.5V390μF



◆ PART NUMBERING SYSTEM



Please refer to "Product code guide (conductive polymer type)"



◆STANDARD RATINGS

| WV (Vdc) | Cap (μF) | Size code | Leakage current (μAmax/after 2min.) | ESR (mΩmax/20°C, 100k to 300kHz) | Rated ripple current (mA rms/105°C, 100kHz) | Part No. |
|----------|----------|-----------|-------------------------------------|----------------------------------|---|--------------------|
| 2.5 | 390 | F61 | 292 | 10 | 3,900 | APXF2R5ARA391MF61G |
| | 470 | F80 | 352 | 9 | 4,200 | APXF2R5ARA471MF80G |
| | 560 | F61 | 700 | 10 | 3,900 | APXF2R5ARA561MF61G |
| | 560 | F80 | 420 | 9 | 4,200 | APXF2R5ARA561MF80G |
| | 560 | H70 | 420 | 10 | 4,500 | APXF2R5ARA561MH70G |
| | 680 | H70 | 510 | 10 | 4,500 | APXF2R5ARA681MH70G |
| | 1,000 | H80 | 750 | 9 | 4,500 | APXF2R5ARA102MH80G |
| 4 | 330 | F61 | 396 | 10 | 3,900 | APXF4R0ARA331MF61G |
| | 390 | F80 | 468 | 9 | 4,200 | APXF4R0ARA391MF80G |
| | 470 | H70 | 564 | 10 | 4,500 | APXF4R0ARA471MH70G |
| | 560 | H70 | 672 | 10 | 4,500 | APXF4R0ARA561MH70G |
| | 680 | H80 | 816 | 9 | 4,500 | APXF4R0ARA681MH80G |
| 6.3 | 220 | F61 | 415 | 10 | 3,900 | APXF6R3ARA221MF61G |
| | 270 | F80 | 510 | 9 | 4,200 | APXF6R3ARA271MF80G |
| | 330 | F61 | 700 | 10 | 3,900 | APXF6R3ARA331MF61G |
| | 330 | F80 | 623 | 9 | 4,200 | APXF6R3ARA331MF80G |
| | 330 | H70 | 623 | 10 | 4,500 | APXF6R3ARA331MH70G |
| | 390 | H70 | 737 | 10 | 4,500 | APXF6R3ARA391MH70G |
| | 470 | H80 | 888 | 9 | 4,500 | APXF6R3ARA471MH80G |
| | 560 | H80 | 1,050 | 9 | 4,500 | APXF6R3ARA561MH80G |

Mouser Electronics

Authorized Distributor

Click to View Pricing, Inventory, Delivery & Lifecycle Information:

[United Chemi-Con \(UCC\):](#)

[APXF6R3ARA221MF61G](#) [APXF2R5ARA331ME61G](#) [APXF4R0ARA391MF80G](#) [APXF6R3ARA331MF80G](#)
[APXF2R5ARA471MF80G](#) [APXF4R0ARA471MH70G](#) [APXF2R5ARA681MH70G](#) [APXF2R5ARA391ME61G](#)
[APXF6R3ARA471MH80G](#) [APXF6R3ARA151ME61G](#) [APXF6R3ARA331MH70G](#) [APXF2R0ARA681MF61G](#)
[APXF2R5ARA561MF61G](#) [APXF6R3ARA221ME61G](#) [APXF6R3ARA331MF61G](#) [APXF6R3ARA151ME46G](#)
[APXF2R5ARA102MH80G](#) [APXF100ARA121ME61G](#) [APXF2R5ARA561MH70G](#) [APXF2R5ARA561MF80G](#)
[APXF4R0ARA331MF61G](#) [APXF2R5ARA391MF61G](#) [APXF6R3ARA271MF80G](#) [APXF2R5ARA221ME46G](#)
[APXF100ARA271MF61G](#) [APXF6R3ARA561MH80G](#) [APXF4R0ARA681MH80G](#) [APXF6R3ARA391MH70G](#)
[APXF4R0ARA561MH70G](#) [APXF2R5ARA221ME40G](#) [APXF6R3ARA151ME40G](#) [APXF2R5ARA331MF45G](#)



Компания «ЭлектроПласт» предлагает заключение долгосрочных отношений при поставках импортных электронных компонентов на взаимовыгодных условиях!

Наши преимущества:

- Оперативные поставки широкого спектра электронных компонентов отечественного и импортного производства напрямую от производителей и с крупнейших мировых складов;
- Поставка более 17-ти миллионов наименований электронных компонентов;
- Поставка сложных, дефицитных, либо снятых с производства позиций;
- Оперативные сроки поставки под заказ (от 5 рабочих дней);
- Экспресс доставка в любую точку России;
- Техническая поддержка проекта, помощь в подборе аналогов, поставка прототипов;
- Система менеджмента качества сертифицирована по Международному стандарту ISO 9001;
- Лицензия ФСБ на осуществление работ с использованием сведений, составляющих государственную тайну;
- Поставка специализированных компонентов (Xilinx, Altera, Analog Devices, Intersil, Interpoint, Microsemi, Aeroflex, Peregrine, Syfer, Eurofarad, Texas Instrument, Miteq, Cobham, E2V, MA-COM, Hittite, Mini-Circuits, General Dynamics и др.);

Помимо этого, одним из направлений компании «ЭлектроПласт» является направление «Источники питания». Мы предлагаем Вам помощь Конструкторского отдела:

- Подбор оптимального решения, техническое обоснование при выборе компонента;
- Подбор аналогов;
- Консультации по применению компонента;
- Поставка образцов и прототипов;
- Техническая поддержка проекта;
- Защита от снятия компонента с производства.



Как с нами связаться

Телефон: 8 (812) 309 58 32 (многоканальный)

Факс: 8 (812) 320-02-42

Электронная почта: org@eplast1.ru

Адрес: 198099, г. Санкт-Петербург, ул. Калинина, дом 2, корпус 4, литера А.