

Upgrade!

NPCAP™-PXF Series

- Super low ESR, impedance and high heat resistance have been obtained by using conductive polymer as electrolyte.
- Rated voltage range : 2.5 to 6.3V_{dc}, Capacitance range : 220 to 1,000μF
- Case size range : φ6.3×5.8L to φ8×7.7L
- Suitable for DC-DC converters, voltage regulators and decoupling applications used on computer motherboards etc.
- RoHS Compliant

PXF

Lower ESR
PXE



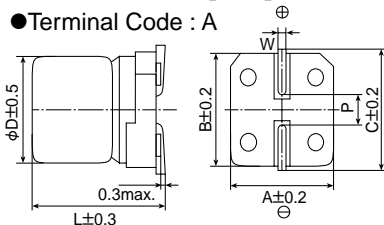
◆ SPECIFICATIONS

Items	Characteristics										
Category											
Temperature Range	-55 to +105°C										
Rated Voltage Range	2.5 to 6.3V _{dc}										
Capacitance Tolerance	±20% (M) (at 20°C, 120Hz)										
Surge Voltage	Rated voltage×1.15 (at 105°C)										
Leakage Current	Shall not exceed values shown in STANDARD RATINGS. (at 20°C after 2 minutes)										
Dissipation Factor (tanδ)	0.12 max. (at 20°C, 120Hz)										
Low Temperature Characteristics (Max. Impedance Ratio)	Z(-25°C)/Z(+20°C)≤1.15 Z(-55°C)/Z(+20°C)≤1.25 (at 100kHz)										
Endurance	The following specifications shall be satisfied when the capacitors are restored to 20°C after the rated voltage is applied for 2,000 hours at 105°C.										
	<table border="1"> <tr> <td>Appearance</td> <td>No significant damage</td> </tr> <tr> <td>Capacitance change</td> <td>≤±20% of the initial value</td> </tr> <tr> <td>DF (tanδ)</td> <td>≤150% of the initial specified value</td> </tr> <tr> <td>ESR</td> <td>≤150% of the initial specified value</td> </tr> <tr> <td>Leakage current</td> <td>≤The initial specified value</td> </tr> </table>	Appearance	No significant damage	Capacitance change	≤±20% of the initial value	DF (tanδ)	≤150% of the initial specified value	ESR	≤150% of the initial specified value	Leakage current	≤The initial specified value
Appearance	No significant damage										
Capacitance change	≤±20% of the initial value										
DF (tanδ)	≤150% of the initial specified value										
ESR	≤150% of the initial specified value										
Leakage current	≤The initial specified value										
Bias Humidity	The following specifications shall be satisfied when the capacitors are restored to 20°C after subjecting them to the DC rated voltage at 60°C, 90 to 95% RH for 1,000 hours.										
	<table border="1"> <tr> <td>Appearance</td> <td>No significant damage</td> </tr> <tr> <td>Capacitance change</td> <td>≤±20% of the initial value</td> </tr> <tr> <td>DF (tanδ)</td> <td>≤150% of the initial specified value</td> </tr> <tr> <td>ESR</td> <td>≤150% of the initial specified value</td> </tr> <tr> <td>Leakage current</td> <td>≤The initial specified value</td> </tr> </table>	Appearance	No significant damage	Capacitance change	≤±20% of the initial value	DF (tanδ)	≤150% of the initial specified value	ESR	≤150% of the initial specified value	Leakage current	≤The initial specified value
Appearance	No significant damage										
Capacitance change	≤±20% of the initial value										
DF (tanδ)	≤150% of the initial specified value										
ESR	≤150% of the initial specified value										
Leakage current	≤The initial specified value										
Surge Voltage	The capacitors shall be subjected to 1,000 cycles each consisting of charge with the surge voltage specified at 105°C for 30 seconds through a protective resistor(R=1kΩ) and discharge for 5 minutes 30 seconds.										
	<table border="1"> <tr> <td>Appearance</td> <td>No significant damage</td> </tr> <tr> <td>Capacitance change</td> <td>≤±20% of the initial value</td> </tr> <tr> <td>DF (tanδ)</td> <td>≤150% of the initial specified value</td> </tr> <tr> <td>ESR</td> <td>≤150% of the initial specified value</td> </tr> <tr> <td>Leakage current</td> <td>≤The initial specified value</td> </tr> </table>	Appearance	No significant damage	Capacitance change	≤±20% of the initial value	DF (tanδ)	≤150% of the initial specified value	ESR	≤150% of the initial specified value	Leakage current	≤The initial specified value
Appearance	No significant damage										
Capacitance change	≤±20% of the initial value										
DF (tanδ)	≤150% of the initial specified value										
ESR	≤150% of the initial specified value										
Leakage current	≤The initial specified value										
Failure Rate	0.5% per 1,000 hours maximum (Confidence level 60% at 105°C)										

*Note : If any doubt arises, measure the leakage current after the following voltage treatment.
Voltage treatment : DC rated voltage is applied to the capacitors for 120 minutes at 105°C.

◆ DIMENSIONS [mm]

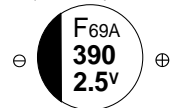
● Terminal Code : A



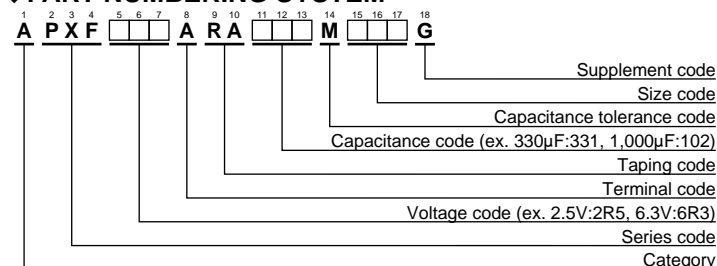
Size Code	φD	L	A	B	C	W	P
F61	6.3	5.8	6.6	6.6	7.2	0.5 to 0.8	1.9
F80	6.3	7.7	6.6	6.6	7.2	0.5 to 0.8	1.9
H70	8	6.7	8.3	8.3	9.0	0.7 to 1.1	3.1
H80	8	7.7	8.3	8.3	9.0	0.7 to 1.1	3.1

◆ MARKING

EX) 2.5V390μF



◆ PART NUMBERING SYSTEM



Please refer to "Product code guide (conductive polymer type)"



◆STANDARD RATINGS

WV (Vdc)	Cap (μF)	Size code	Leakage current (μAmax/after 2min.)	ESR (mΩmax/20°C, 100k to 300kHz)	Rated ripple current (mA rms/105°C, 100kHz)	Part No.
2.5	390	F61	292	10	3,900	APXF2R5ARA391MF61G
	470	F80	352	9	4,200	APXF2R5ARA471MF80G
	560	F61	700	10	3,900	APXF2R5ARA561MF61G
	560	F80	420	9	4,200	APXF2R5ARA561MF80G
	560	H70	420	10	4,500	APXF2R5ARA561MH70G
	680	H70	510	10	4,500	APXF2R5ARA681MH70G
	1,000	H80	750	9	4,500	APXF2R5ARA102MH80G
4	330	F61	396	10	3,900	APXF4R0ARA331MF61G
	390	F80	468	9	4,200	APXF4R0ARA391MF80G
	470	H70	564	10	4,500	APXF4R0ARA471MH70G
	560	H70	672	10	4,500	APXF4R0ARA561MH70G
	680	H80	816	9	4,500	APXF4R0ARA681MH80G
6.3	220	F61	415	10	3,900	APXF6R3ARA221MF61G
	270	F80	510	9	4,200	APXF6R3ARA271MF80G
	330	F61	700	10	3,900	APXF6R3ARA331MF61G
	330	F80	623	9	4,200	APXF6R3ARA331MF80G
	330	H70	623	10	4,500	APXF6R3ARA331MH70G
	390	H70	737	10	4,500	APXF6R3ARA391MH70G
	470	H80	888	9	4,500	APXF6R3ARA471MH80G
	560	H80	1,050	9	4,500	APXF6R3ARA561MH80G

Mouser Electronics

Authorized Distributor

Click to View Pricing, Inventory, Delivery & Lifecycle Information:

[United Chemi-Con \(UCC\):](#)

[APXF6R3ARA221MF61G](#) [APXF2R5ARA331ME61G](#) [APXF4R0ARA391MF80G](#) [APXF6R3ARA331MF80G](#)
[APXF2R5ARA471MF80G](#) [APXF4R0ARA471MH70G](#) [APXF2R5ARA681MH70G](#) [APXF2R5ARA391ME61G](#)
[APXF6R3ARA471MH80G](#) [APXF6R3ARA151ME61G](#) [APXF6R3ARA331MH70G](#) [APXF2R0ARA681MF61G](#)
[APXF2R5ARA561MF61G](#) [APXF6R3ARA221ME61G](#) [APXF6R3ARA331MF61G](#) [APXF6R3ARA151ME46G](#)
[APXF2R5ARA102MH80G](#) [APXF100ARA121ME61G](#) [APXF2R5ARA561MH70G](#) [APXF2R5ARA561MF80G](#)
[APXF4R0ARA331MF61G](#) [APXF2R5ARA391MF61G](#) [APXF6R3ARA271MF80G](#) [APXF2R5ARA221ME46G](#)
[APXF100ARA271MF61G](#) [APXF6R3ARA561MH80G](#) [APXF4R0ARA681MH80G](#) [APXF6R3ARA391MH70G](#)
[APXF4R0ARA561MH70G](#) [APXF2R5ARA221ME40G](#) [APXF6R3ARA151ME40G](#) [APXF2R5ARA331MF45G](#)



Компания «ЭлектроПласт» предлагает заключение долгосрочных отношений при поставках импортных электронных компонентов на взаимовыгодных условиях!

Наши преимущества:

- Оперативные поставки широкого спектра электронных компонентов отечественного и импортного производства напрямую от производителей и с крупнейших мировых складов;
- Поставка более 17-ти миллионов наименований электронных компонентов;
- Поставка сложных, дефицитных, либо снятых с производства позиций;
- Оперативные сроки поставки под заказ (от 5 рабочих дней);
- Экспресс доставка в любую точку России;
- Техническая поддержка проекта, помощь в подборе аналогов, поставка прототипов;
- Система менеджмента качества сертифицирована по Международному стандарту ISO 9001;
- Лицензия ФСБ на осуществление работ с использованием сведений, составляющих государственную тайну;
- Поставка специализированных компонентов (Xilinx, Altera, Analog Devices, Intersil, Interpoint, Microsemi, Aeroflex, Peregrine, Syfer, Eurofarad, Texas Instrument, Miteq, Cobham, E2V, MA-COM, Hittite, Mini-Circuits, General Dynamics и др.);

Помимо этого, одним из направлений компании «ЭлектроПласт» является направление «Источники питания». Мы предлагаем Вам помощь Конструкторского отдела:

- Подбор оптимального решения, техническое обоснование при выборе компонента;
- Подбор аналогов;
- Консультации по применению компонента;
- Поставка образцов и прототипов;
- Техническая поддержка проекта;
- Защита от снятия компонента с производства.



Как с нами связаться

Телефон: 8 (812) 309 58 32 (многоканальный)

Факс: 8 (812) 320-02-42

Электронная почта: org@eplast1.ru

Адрес: 198099, г. Санкт-Петербург, ул. Калинина, дом 2, корпус 4, литера А.