PRODUCT NUMBER
70234-XYY
70234-XYYLF

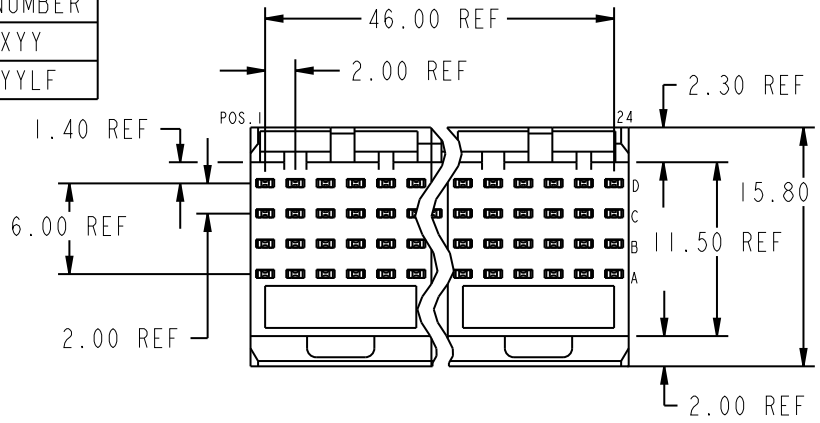

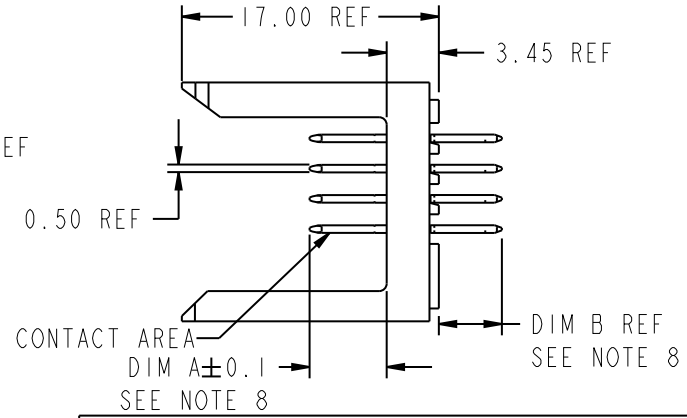

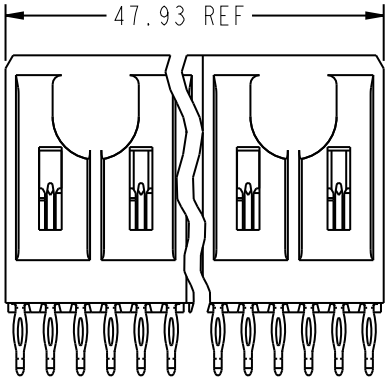

PLATING IN CONTACT AREA		
DASH NUMBER	PERFORMANCE LEVEL	NOTES
-AYY	TELCORDIA CO	SEE NOTE 9
-MYY	.38µm GOLD MIN.	-
-N1YY	TELCORDIA CO (NXT)	-
-N5YY	TELCORDIA UE (NXT)	-
-1YY	TELCORDIA CO	-
-2YY	TELECOM CLASS	-
-3YY	IEC CLASS I	-
-5YY	TELCORDIA UE	-
-AYYLF	TELCORDIA CO	SEE NOTE 10
-N1YYLF	TELCORDIA CO (NXT) IEC CLASS I	SEE NOTE 10
-N5YYLF	TELCORDIA UE (NXT)	SEE NOTE 10
-1YYLF	TELCORDIA CO IEC CLASS I	SEE NOTE 10
-2YYLF	TELECOM CLASS	SEE NOTE 10
-5YYLF	TELCORDIA UE	SEE NOTE 10

mat'l code				tolerances unless otherwise specified		
ltr	ecn no.	dr	date			
AG	V06-0498	DCH	2006-05-31	linear	0.X ±0.3	
AH	DG09-0256	TER	2009-08-19		0.XX ±0.13	
-	-	-	-		.XXX ±.051	
AC	V04-0554	TAB	06/07/04	angles	0° ±2°	
AD	V05-0079	HTB	02/03/05	dr	T.BRUNGARD	11/19/99
AE	V05-0359	DAI	04/21/05	engr	M.STRAWSER	11/19/99
AF	V05-1030	LP	11/18/05	chr	M.STRAWSER	11/19/99
				appd	M.STRAWSER	02/29/00

CUSTOMER COPY

projection

MM

scale 2:1

FCI www.fciconnect.com

title METRAL SIGNAL HEADER 4 MOD, 4 ROW PRESS-FIT

product family METRAL

size A

dwg no 70234

code 213

sheet 1 of 12

sheet index	revision	AH	AH	AH	AH	AH	AH	AH	AH	AH	AH	AH	AH						
	sheet	1	2	3	4	5	6	7	8	9	10	11	12						

cage code 22526

This document is the property of and embodies CONFIDENTIAL and PROPRIETARY information of FCI. No part of the information shown on this document may be used in any way or disclosed to others without the written consent of FCI. Copyright FCI.

REV E - 2006-04-18

Pro/E

PDM: Rev:AH STATUS:Released Printed: Feb 20, 2010

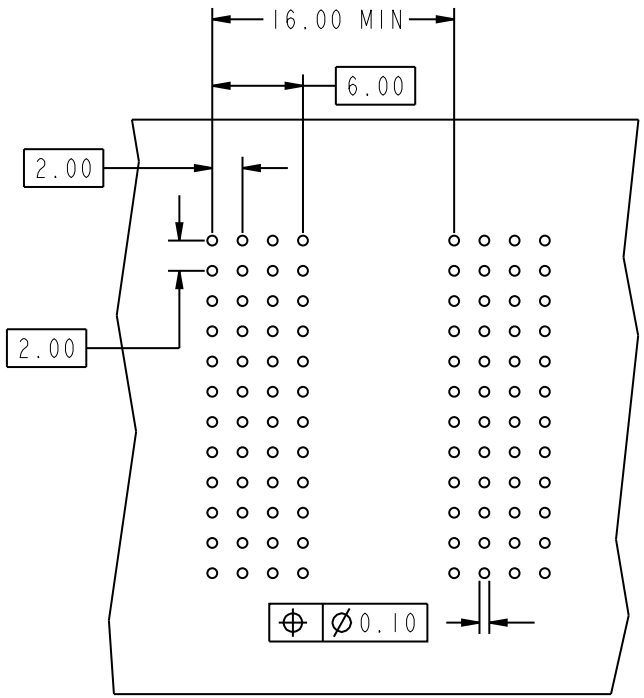

REQUIRED PC BOARD LAYOUT
COMPONENT SIDE

SEE PRINT 58351 FOR
ADDITIONAL PCB INFORMATION

KEY

CODE	DIMENSIONS DIM "A" MATE	DIM "B" TAIL
1	5.00	4.30
2	5.75	4.30
3	6.50	4.30
4	7.25	4.30
5	5.00	13.60
6	5.75	13.60
7	6.50	13.60
8	7.25	13.60
9	5.00	17.00
10	5.75	17.00
11	6.50	17.00
12	7.25	17.00
13	8.25	4.30
14	8.25	13.60
15	8.25	17.00
19	8.00	4.30
20	8.00	13.60
21	8.00	17.00

This document is the property of and embodies CONFIDENTIAL and PROPRIETARY information of FCI. No part of the information shown on this document may be used in any way or disclosed to others without the written consent of FCI. Copyright FCI.

mat'l code - -

ltr	ecn no.	dr	date
AH			

tolerances unless otherwise specified

linear	0.X ±0.3	
	0.XX ±0.13	
	.XXX ±.051	
angles	0° ±2°	
dr	T.BRUNGARD	11/19/99
engr	M.STRAWSER	11/19/99
chr	M.STRAWSER	11/19/99
appd	M.STRAWSER	02/29/00

CUSTOMER COPY

projection

MM

scale 1:1

www.fciconnect.com

title METRAL SIGNAL HEADER 4 MOD, 4 ROW PRESS-FIT

product family METRAL

code 213

size A

dwg no 70234

sheet 2

sheet index

revision

sheet

cage code 22526

Pro/E

REV E - 2006-04-18

PDM: Rev:AH STATUS:Released Printed: Feb 20, 2010

METRAL P/N	ROW	CONTACT CODE MOD. 1						MOD. 2						MOD. 3						MOD. 4					
		1	2	3	4	5	6	7	8	9	10	11	12	13	14	15	16	17	18	19	20	21	22	23	24
70234-X10	D	1	1	1	1	1	1	1	1	1	1	1	1	1	1	1	1	1	1	1	1	1	1	1	1
SEE NOTE 11 LEAD FREE OPTION	C	2	2	2	2	2	2	2	2	2	2	2	2	2	2	2	2	2	2	2	2	2	2	2	2
	B	2	2	2	2	2	2	2	2	2	2	2	2	2	2	2	2	2	2	2	2	2	2	2	2
	A	3	3	3	3	3	3	3	3	3	3	3	3	3	3	3	3	3	3	3	3	3	3	3	3

METRAL P/N	ROW	CONTACT CODE MOD. 1						MOD. 2						MOD. 3						MOD. 4					
		1	2	3	4	5	6	7	8	9	10	11	12	13	14	15	16	17	18	19	20	21	22	23	24
70234-X11	D	1	1	1	1	1	1	1	1	1	1	1	1	1	1	1	1	1	1	1	1	1	1	1	1
SEE NOTE 11 LEAD FREE OPTION	C	1	1	1	1	1	1	1	1	1	1	1	1	1	1	1	1	1	1	1	1	1	1	1	1
	B	1	1	1	1	1	1	1	1	1	1	1	1	1	1	1	1	1	1	1	1	1	1	1	1
	A	1	1	1	1	1	1	1	1	1	1	1	1	1	1	1	1	1	1	1	1	1	1	1	1

METRAL P/N	ROW	CONTACT CODE MOD. 1						MOD. 2						MOD. 3						MOD. 4					
		1	2	3	4	5	6	7	8	9	10	11	12	13	14	15	16	17	18	19	20	21	22	23	24
70234-X12	D	1	1	1	1	1	1	1	1	1	1	1	1	1	1	1	1	1	1	1	1	1	1	1	1
SEE NOTE 11 LEAD FREE OPTION	C	1	1	1	1	1	1	1	1	1	1	1	1	1	1	1	1	1	1	1	1	1	1	1	1
	B	1	1	1	1	1	1	1	1	1	1	1	1	1	1	1	1	1	1	1	1	1	1	1	1
	A	3	3	3	3	3	3	3	3	3	3	3	3	3	3	3	3	3	3	3	3	3	3	3	3

METRAL P/N	ROW	CONTACT CODE MOD. 1						MOD. 2						MOD. 3						MOD. 4					
		1	2	3	4	5	6	7	8	9	10	11	12	13	14	15	16	17	18	19	20	21	22	23	24
70234-X13	D	3	3	3	3	3	3	3	3	3	3	3	3	3	3	3	3	3	3	3	3	3	3	3	3
SEE NOTE 11 LEAD FREE OPTION	C	2	2	2	2	2	2	2	2	2	2	2	2	2	2	2	2	2	2	2	2	2	2	2	2
	B	2	2	2	2	2	2	2	2	2	2	2	2	2	2	2	2	2	2	2	2	2	2	2	2
	A	3	3	3	3	3	3	3	3	3	3	3	3	3	3	3	3	3	3	3	3	3	3	3	3

METRAL P/N	ROW	CONTACT CODE MOD. 1						MOD. 2						MOD. 3						MOD. 4					
		1	2	3	4	5	6	7	8	9	10	11	12	13	14	15	16	17	18	19	20	21	22	23	24
70234-X14	D	4	4	4	4	4	4	4	4	4	4	4	4	4	4	4	4	4	4	4	4	4	4	4	4
SEE NOTE 11 LEAD FREE OPTION	C	3	3	3	3	3	3	3	3	3	3	3	3	3	3	3	3	3	3	3	3	3	3	3	3
	B	3	3	3	3	3	3	3	3	3	3	3	3	3	3	3	3	3	3	3	3	3	3	3	3
	A	4	4	4	4	4	4	4	4	4	4	4	4	4	4	4	4	4	4	4	4	4	4	4	4

METRAL P/N	ROW	CONTACT CODE MOD. 1						MOD. 2						MOD. 3						MOD. 4					
		1	2	3	4	5	6	7	8	9	10	11	12	13	14	15	16	17	18	19	20	21	22	23	24
70234-X15	D	3	3	3	3	3	3	3	3	3	3	3	3	3	3	3	3	3	3	3	3	3	3	3	3
SEE NOTE 11 LEAD FREE OPTION	C	3	3	3	3	3	3	3	3	3	3	3	3	3	3	3	3	3	3	3	3	3	3	3	3
	B	3	3	3	3	3	3	3	3	3	3	3	3	3	3	3	3	3	3	3	3	3	3	3	3
	A	3	3	3	3	3	3	3	3	3	3	3	3	3	3	3	3	3	3	3	3	3	3	3	3

METRAL P/N	ROW	CONTACT CODE MOD. 1						MOD. 2						MOD. 3						MOD. 4					
		1	2	3	4	5	6	7	8	9	10	11	12	13	14	15	16	17	18	19	20	21	22	23	24
70234-X16	D	2	2	2	2	2	2	2	2	2	2	2	2	2	2	2	2	2	2	2	2	2	2	2	2
SEE NOTE 11 LEAD FREE OPTION	C	2	2	2	2	2	2	2	2	2	2	2	2	2	2	2	2	2	2	2	2	2	2	2	2
	B	2	2	2	2	2	2	2	2	2	2	2	2	2	2	2	2	2	2	2	2	2	2	2	2
	A	2	2	2	2	2	2	2	2	2	2	2	2	2	2	2	2	2	2	2	2	2	2	2	2

METRAL P/N	ROW	CONTACT CODE MOD. 1						MOD. 2						MOD. 3						MOD. 4					
		1	2	3	4	5	6	7	8	9	10	11	12	13	14	15	16	17	18	19	20	21	22	23	24
70234-X17	D	3	3	3	3	3	3	3	3	3	3	3	3	3	3	3	3	3	3	3	3	3	3	3	3
SEE NOTE 11 LEAD FREE OPTION	C	2	2	2	2	2	2	2	2	2	2	2	2	2	2	2	2	2	2	2	2	2	2	2	2
	B	2	2	2	2	2	2	2	2	2	2	2	2	2	2	2	2	2	2	2	2	2	2	2	2
	A	1	1	1	1	1	1	1	1	1	1	1	1	1	1	1	1	1	1	1	1	1	1	1	1

METRAL P/N	ROW	CONTACT CODE MOD. 1						MOD. 2						MOD. 3						MOD. 4					
		1	2	3	4	5	6	7	8	9	10	11	12	13	14	15	16	17	18	19	20	21	22	23	24
70234-X18	D	3	3	3	3	3	3	3	3	3	3	3	3	3	3	3	3	3	3	3	3	3	3	3	3
SEE NOTE 11 LEAD FREE OPTION	C	1	1	1	1	1	1	1	1	1	1	1	1	1	1	1	1	1	1	1	1	1	1	1	1
	B	1	1	1	1	1	1	1	1	1	1	1	1	1	1	1	1	1	1	1	1	1	1	1	1
	A	1	1	1	1	1	1	1	1	1	1	1	1	1	1	1	1	1	1	1	1	1	1	1	1

METRAL P/N	ROW	CONTACT CODE MOD. 1						MOD. 2						MOD. 3						MOD. 4					
		1	2	3	4	5	6	7	8	9	10	11	12	13	14	15	16	17	18	19	20	21	22	23	24
70234-X19	D	4	4	4	4	4	4	4	4	4	4	4	4	4	4	4	4	4	4	4	4	4	4	4	4
SEE NOTE 11 LEAD FREE OPTION	C	4	4	4	4	4	4	4	4	4	4	4	4	4	4	4	4	4	4	4	4	4	4	4	4
	B	4	4	4	4	4	4	4	4	4	4	4	4	4	4	4	4	4	4	4	4	4	4	4	4
	A	4	4	4	4	4	4	4	4	4	4	4	4	4	4	4	4	4	4	4	4	4	4	4	4

This document is the property of and embodies CONFIDENTIAL and PROPRIETARY information of FCI. No part of the information shown on this document may be used in any way or disclosed to others without the written consent of FCI. Copyright FCI.

mat'l code				tolerances unless otherwise specified			CUSTOMER COPY	FCI www.fciconnect.com
ltr	ecn no.	dr	date	linear	0.X ±0.3		projection	title METRAL SIGNAL HEADER 4 MOD, 4 ROW PRESS-FIT
AH					0.XX ±0.13			
					.XXX ±.051			
				angles	0° ±2°			
				dr	T.BRUNGARD	11/19/99	MM	product family METRAL / code 213
				engr	M.STRAWSER	11/19/99		size A / dwg no 70234
				chr	M.STRAWSER	11/19/99	scale 1:1	sheet 3
				appd	M.STRAWSER	02/29/00		
sheet index	revision sheet							cage code 22526

Pro/E

REV E - 2006-04-18

PDM: Rev:AH STATUS:Released Printed: Feb 20, 2010

METRAL P/N	ROW	CONTACT CODE MOD. 1						MOD. 2						MOD. 3						MOD. 4					
		1	2	3	4	5	6	7	8	9	10	11	12	13	14	15	16	17	18	19	20	21	22	23	24
70234-X20	D	5	5	5	5	5	5	5	5	5	5	5	5	5	5	5	5	5	5	5	5	5	5	5	5
SEE NOTE 11 LEAD FREE OPTION	C	6	6	6	6	6	6	6	6	6	6	6	6	6	6	6	6	6	6	6	6	6	6	6	6
	B	6	6	6	6	6	6	6	6	6	6	6	6	6	6	6	6	6	6	6	6	6	6	6	6
	A	7	7	7	7	7	7	7	7	7	7	7	7	7	7	7	7	7	7	7	7	7	7	7	7

METRAL P/N	ROW	CONTACT CODE MOD. 1						MOD. 2						MOD. 3						MOD. 4					
		1	2	3	4	5	6	7	8	9	10	11	12	13	14	15	16	17	18	19	20	21	22	23	24
70234-X21	D	5	5	5	5	5	5	5	5	5	5	5	5	5	5	5	5	5	5	5	5	5	5	5	5
SEE NOTE 11 LEAD FREE OPTION	C	5	5	5	5	5	5	5	5	5	5	5	5	5	5	5	5	5	5	5	5	5	5	5	5
	B	5	5	5	5	5	5	5	5	5	5	5	5	5	5	5	5	5	5	5	5	5	5	5	5
	A	5	5	5	5	5	5	5	5	5	5	5	5	5	5	5	5	5	5	5	5	5	5	5	5

METRAL P/N	ROW	CONTACT CODE MOD. 1						MOD. 2						MOD. 3						MOD. 4					
		1	2	3	4	5	6	7	8	9	10	11	12	13	14	15	16	17	18	19	20	21	22	23	24
70234-X22	D	5	5	5	5	5	5	5	5	5	5	5	5	5	5	5	5	5	5	5	5	5	5	5	5
SEE NOTE 11 LEAD FREE OPTION	C	5	5	5	5	5	5	5	5	5	5	5	5	5	5	5	5	5	5	5	5	5	5	5	5
	B	5	5	5	5	5	5	5	5	5	5	5	5	5	5	5	5	5	5	5	5	5	5	5	5
	A	7	7	7	7	7	7	7	7	7	7	7	7	7	7	7	7	7	7	7	7	7	7	7	7

METRAL P/N	ROW	CONTACT CODE MOD. 1						MOD. 2						MOD. 3						MOD. 4					
		1	2	3	4	5	6	7	8	9	10	11	12	13	14	15	16	17	18	19	20	21	22	23	24
70234-X23	D	7	7	7	7	7	7	7	7	7	7	7	7	7	7	7	7	7	7	7	7	7	7	7	7
SEE NOTE 11 LEAD FREE OPTION	C	6	6	6	6	6	6	6	6	6	6	6	6	6	6	6	6	6	6	6	6	6	6	6	6
	B	6	6	6	6	6	6	6	6	6	6	6	6	6	6	6	6	6	6	6	6	6	6	6	6
	A	7	7	7	7	7	7	7	7	7	7	7	7	7	7	7	7	7	7	7	7	7	7	7	7

METRAL P/N	ROW	CONTACT CODE MOD. 1						MOD. 2						MOD. 3						MOD. 4					
		1	2	3	4	5	6	7	8	9	10	11	12	13	14	15	16	17	18	19	20	21	22	23	24
70234-X24	D	8	8	8	8	8	8	8	8	8	8	8	8	8	8	8	8	8	8	8	8	8	8	8	8
SEE NOTE 11 LEAD FREE OPTION	C	7	7	7	7	7	7	7	7	7	7	7	7	7	7	7	7	7	7	7	7	7	7	7	7
	B	7	7	7	7	7	7	7	7	7	7	7	7	7	7	7	7	7	7	7	7	7	7	7	7
	A	8	8	8	8	8	8	8	8	8	8	8	8	8	8	8	8	8	8	8	8	8	8	8	8

METRAL P/N	ROW	CONTACT CODE MOD. 1						MOD. 2						MOD. 3						MOD. 4					
		1	2	3	4	5	6	7	8	9	10	11	12	13	14	15	16	17	18	19	20	21	22	23	24
70234-X25	D	7	7	7	7	7	7	7	7	7	7	7	7	7	7	7	7	7	7	7	7	7	7	7	7
SEE NOTE 11 LEAD FREE OPTION	C	7	7	7	7	7	7	7	7	7	7	7	7	7	7	7	7	7	7	7	7	7	7	7	7
	B	7	7	7	7	7	7	7	7	7	7	7	7	7	7	7	7	7	7	7	7	7	7	7	7
	A	7	7	7	7	7	7	7	7	7	7	7	7	7	7	7	7	7	7	7	7	7	7	7	7

METRAL P/N	ROW	CONTACT CODE MOD. 1						MOD. 2						MOD. 3						MOD. 4					
		1	2	3	4	5	6	7	8	9	10	11	12	13	14	15	16	17	18	19	20	21	22	23	24
70234-X26	D	6	6	6	6	6	6	6	6	6	6	6	6	6	6	6	6	6	6	6	6	6	6	6	6
SEE NOTE 11 LEAD FREE OPTION	C	6	6	6	6	6	6	6	6	6	6	6	6	6	6	6	6	6	6	6	6	6	6	6	6
	B	6	6	6	6	6	6	6	6	6	6	6	6	6	6	6	6	6	6	6	6	6	6	6	6
	A	6	6	6	6	6	6	6	6	6	6	6	6	6	6	6	6	6	6	6	6	6	6	6	6

METRAL P/N	ROW	CONTACT CODE MOD. 1						MOD. 2						MOD. 3						MOD. 4					
		1	2	3	4	5	6	7	8	9	10	11	12	13	14	15	16	17	18	19	20	21	22	23	24
70234-X27	D	7	7	7	7	7	7	7	7	7	7	7	7	7	7	7	7	7	7	7	7	7	7	7	7
SEE NOTE 11 LEAD FREE OPTION	C	6	6	6	6	6	6	6	6	6	6	6	6	6	6	6	6	6	6	6	6	6	6	6	6
	B	6	6	6	6	6	6	6	6	6	6	6	6	6	6	6	6	6	6	6	6	6	6	6	6
	A	5	5	5	5	5	5	5	5	5	5	5	5	5	5	5	5	5	5	5	5	5	5	5	5

METRAL P/N	ROW	CONTACT CODE MOD. 1						MOD. 2						MOD. 3						MOD. 4					
		1	2	3	4	5	6	7	8	9	10	11	12	13	14	15	16	17	18	19	20	21	22	23	24
70234-X28	D	7	7	7	7	7	7	7	7	7	7	7	7	7	7	7	7	7	7	7	7	7	7	7	7
SEE NOTE 11 LEAD FREE OPTION	C	5	5	5	5	5	5	5	5	5	5	5	5	5	5	5	5	5	5	5	5	5	5	5	5
	B	5	5	5	5	5	5	5	5	5	5	5	5	5	5	5	5	5	5	5	5	5	5	5	5
	A	5	5	5	5	5	5	5	5	5	5	5	5	5	5	5	5	5	5	5	5	5	5	5	5

METRAL P/N	ROW	CONTACT CODE MOD. 1						MOD. 2						MOD. 3						MOD. 4					
		1	2	3	4	5	6	7	8	9	10	11	12	13	14	15	16	17	18	19	20	21	22	23	24
70234-X29	D	8	8	8	8	8	8	8	8	8	8	8	8	8	8	8	8	8	8	8	8	8	8	8	8
SEE NOTE 11 LEAD FREE OPTION	C	8	8	8	8	8	8	8	8	8	8	8	8	8	8	8	8	8	8	8	8	8	8	8	8
	B	8	8	8	8	8	8	8	8	8	8	8	8	8	8	8	8	8	8	8	8	8	8	8	8
	A	8	8	8	8	8	8	8	8	8	8	8	8	8	8	8	8	8	8	8	8	8	8	8	8

This document is the property of and embodies CONFIDENTIAL and PROPRIETARY information of FCI. No part of the information shown on this document may be used in any way or disclosed to others without the written consent of FCI. Copyright FCI.

mat'l code				- -
ltr	ecn no.	dr	date	
AH				

tolerances unless otherwise specified		
linear	0.X ±0.3	
	0.XX ±0.13	
	.XXX ±.051	
angles	0° ±2°	
dr	T.BRUNGARD	11/19/99
engr	M.STRAWSER	11/19/99
chr	M.STRAWSER	11/19/99
appd	M.STRAWSER	02/29/00

CUSTOMER COPY

projection

MM

scale 1:1

www.fciconnect.com

title METRAL SIGNAL HEADER 4 MOD, 4 ROW PRESS-FIT

product family METRAL

code 213

size A

dwg no 70234

sheet 4

sheet index | revision sheet

cage code 22526

Pro/E

REV E - 2006-04-18

PDM: Rev:AH STATUS:Released Printed: Feb 20, 2010

METRAL P/N	ROW	CONTACT CODE MOD. 1						MOD. 2						MOD. 3						MOD. 4					
		1	2	3	4	5	6	7	8	9	10	11	12	13	14	15	16	17	18	19	20	21	22	23	24
70234-X30	D	9	9	9	9	9	9	9	9	9	9	9	9	9	9	9	9	9	9	9	9	9	9	9	9
SEE NOTE 11 LEAD FREE OPTION	C	10	10	10	10	10	10	10	10	10	10	10	10	10	10	10	10	10	10	10	10	10	10	10	10
	B	10	10	10	10	10	10	10	10	10	10	10	10	10	10	10	10	10	10	10	10	10	10	10	10
	A	11	11	11	11	11	11	11	11	11	11	11	11	11	11	11	11	11	11	11	11	11	11	11	11

METRAL P/N	ROW	CONTACT CODE MOD. 1						MOD. 2						MOD. 3						MOD. 4					
		1	2	3	4	5	6	7	8	9	10	11	12	13	14	15	16	17	18	19	20	21	22	23	24
70234-X31	D	9	9	9	9	9	9	9	9	9	9	9	9	9	9	9	9	9	9	9	9	9	9	9	9
SEE NOTE 11 LEAD FREE OPTION	C	9	9	9	9	9	9	9	9	9	9	9	9	9	9	9	9	9	9	9	9	9	9	9	9
	B	9	9	9	9	9	9	9	9	9	9	9	9	9	9	9	9	9	9	9	9	9	9	9	9
	A	9	9	9	9	9	9	9	9	9	9	9	9	9	9	9	9	9	9	9	9	9	9	9	9

METRAL P/N	ROW	CONTACT CODE MOD. 1						MOD. 2						MOD. 3						MOD. 4					
		1	2	3	4	5	6	7	8	9	10	11	12	13	14	15	16	17	18	19	20	21	22	23	24
70234-X32	D	9	9	9	9	9	9	9	9	9	9	9	9	9	9	9	9	9	9	9	9	9	9	9	9
SEE NOTE 11 LEAD FREE OPTION	C	9	9	9	9	9	9	9	9	9	9	9	9	9	9	9	9	9	9	9	9	9	9	9	9
	B	9	9	9	9	9	9	9	9	9	9	9	9	9	9	9	9	9	9	9	9	9	9	9	9
	A	11	11	11	11	11	11	11	11	11	11	11	11	11	11	11	11	11	11	11	11	11	11	11	11

METRAL P/N	ROW	CONTACT CODE MOD. 1						MOD. 2						MOD. 3						MOD. 4					
		1	2	3	4	5	6	7	8	9	10	11	12	13	14	15	16	17	18	19	20	21	22	23	24
70234-X33	D	11	11	11	11	11	11	11	11	11	11	11	11	11	11	11	11	11	11	11	11	11	11	11	11
SEE NOTE 11 LEAD FREE OPTION	C	10	10	10	10	10	10	10	10	10	10	10	10	10	10	10	10	10	10	10	10	10	10	10	10
	B	10	10	10	10	10	10	10	10	10	10	10	10	10	10	10	10	10	10	10	10	10	10	10	10
	A	11	11	11	11	11	11	11	11	11	11	11	11	11	11	11	11	11	11	11	11	11	11	11	11

METRAL P/N	ROW	CONTACT CODE MOD. 1						MOD. 2						MOD. 3						MOD. 4					
		1	2	3	4	5	6	7	8	9	10	11	12	13	14	15	16	17	18	19	20	21	22	23	24
70234-X34	D	12	12	12	12	12	12	12	12	12	12	12	12	12	12	12	12	12	12	12	12	12	12	12	12
SEE NOTE 11 LEAD FREE OPTION	C	11	11	11	11	11	11	11	11	11	11	11	11	11	11	11	11	11	11	11	11	11	11	11	11
	B	11	11	11	11	11	11	11	11	11	11	11	11	11	11	11	11	11	11	11	11	11	11	11	11
	A	12	12	12	12	12	12	12	12	12	12	12	12	12	12	12	12	12	12	12	12	12	12	12	12

METRAL P/N	ROW	CONTACT CODE MOD. 1						MOD. 2						MOD. 3						MOD. 4					
		1	2	3	4	5	6	7	8	9	10	11	12	13	14	15	16	17	18	19	20	21	22	23	24
70234-X35	D	11	11	11	11	11	11	11	11	11	11	11	11	11	11	11	11	11	11	11	11	11	11	11	11
SEE NOTE 11 LEAD FREE OPTION	C	11	11	11	11	11	11	11	11	11	11	11	11	11	11	11	11	11	11	11	11	11	11	11	11
	B	11	11	11	11	11	11	11	11	11	11	11	11	11	11	11	11	11	11	11	11	11	11	11	11
	A	11	11	11	11	11	11	11	11	11	11	11	11	11	11	11	11	11	11	11	11	11	11	11	11

METRAL P/N	ROW	CONTACT CODE MOD. 1						MOD. 2						MOD. 3						MOD. 4					
		1	2	3	4	5	6	7	8	9	10	11	12	13	14	15	16	17	18	19	20	21	22	23	24
70234-X36	D	10	10	10	10	10	10	10	10	10	10	10	10	10	10	10	10	10	10	10	10	10	10	10	10
SEE NOTE 11 LEAD FREE OPTION	C	10	10	10	10	10	10	10	10	10	10	10	10	10	10	10	10	10	10	10	10	10	10	10	10
	B	10	10	10	10	10	10	10	10	10	10	10	10	10	10	10	10	10	10	10	10	10	10	10	10
	A	10	10	10	10	10	10	10	10	10	10	10	10	10	10	10	10	10	10	10	10	10	10	10	10

METRAL P/N	ROW	CONTACT CODE MOD. 1						MOD. 2						MOD. 3						MOD. 4					
		1	2	3	4	5	6	7	8	9	10	11	12	13	14	15	16	17	18	19	20	21	22	23	24
70234-X37	D	11	11	11	11	11	11	11	11	11	11	11	11	11	11	11	11	11	11	11	11	11	11	11	11
SEE NOTE 11 LEAD FREE OPTION	C	10	10	10	10	10	10	10	10	10	10	10	10	10	10	10	10	10	10	10	10	10	10	10	10
	B	10	10	10	10	10	10	10	10	10	10	10	10	10	10	10	10	10	10	10	10	10	10	10	10
	A	9	9	9	9	9	9	9	9	9	9	9	9	9	9	9	9	9	9	9	9	9	9	9	9

METRAL P/N	ROW	CONTACT CODE MOD. 1						MOD. 2						MOD. 3						MOD. 4					
		1	2	3	4	5	6	7	8	9	10	11	12	13	14	15	16	17	18	19	20	21	22	23	24
70234-X38	D	11	11	11	11	11	11	11	11	11	11	11	11	11	11	11	11	11	11	11	11	11	11	11	11
SEE NOTE 11 LEAD FREE OPTION	C	9	9	9	9	9	9	9	9	9	9	9	9	9	9	9	9	9	9	9	9	9	9	9	9
	B	9	9	9	9	9	9	9	9	9	9	9	9	9	9	9	9	9	9	9	9	9	9	9	9
	A	9	9	9	9	9	9	9	9	9	9	9	9	9	9	9	9	9	9	9	9	9	9	9	9

METRAL P/N	ROW	CONTACT CODE MOD. 1						MOD. 2						MOD. 3						MOD. 4					
		1	2	3	4	5	6	7	8	9	10	11	12	13	14	15	16	17	18	19	20	21	22	23	24
70234-X39	D	12	12	12	12	12	12	12	12	12	12	12	12	12	12	12	12	12	12	12	12	12	12	12	12
SEE NOTE 11 LEAD FREE OPTION	C	12	12	12	12	12	12	12	12	12	12	12	12	12	12	12	12	12	12	12	12	12	12	12	12
	B	12	12	12	12	12	12	12	12	12	12	12	12	12	12	12	12	12	12	12	12	12	12	12	12
	A	12	12	12	12	12	12	12	12	12	12	12	12	12	12	12	12	12	12	12	12	12	12	12	12

This document is the property of and embodies CONFIDENTIAL and PROPRIETARY information of FCI. No part of the information shown on this document may be used in any way or disclosed to others without the written consent of FCI. Copyright FCI.

mat'l code				tolerances unless otherwise specified			CUSTOMER COPY	FCI www.fciconnect.com
ltr	ecn no.	dr	date	linear	0.X ±0.3		projection	title METRAL SIGNAL HEADER 4 MOD, 4 ROW PRESS-FIT
AH					0.XX ±0.13			
					.XXX ±.051			
				angles	0° ±2°			
				dr	T.BRUNGARD	11/19/99	MM	product family METRAL / code 213
				engr	M.STRAWSER	11/19/99		size A / dwg no 70234
				chr	M.STRAWSER	11/19/99	scale 1:1	sheet 5
				appd	M.STRAWSER	02/29/00		
sheet index	revision sheet							cage code 22526

Pro/E

REV E - 2006-04-18

PDM: Rev:AH STATUS:Released Printed: Feb 20, 2010

METRAL P/N	ROW	CONTACT CODE MOD. 1						MOD. 2						MOD. 3						MOD. 4					
		1	2	3	4	5	6	7	8	9	10	11	12	13	14	15	16	17	18	19	20	21	22	23	24
70234-X40	D	2	2	2	2	2	2	2	2	2	2	2	2	2	2	2	2	2	2	2	2	2	2	2	2
SEE NOTE 11 LEAD FREE OPTION	C	2	2	2	2	2	2	2	2	2	2	2	2	2	2	2	2	2	2	2	2	2	2	2	2
	B	4	4	4	4	4	4	4	4	4	4	4	4	4	4	4	4	4	4	4	4	4	4	4	4
	A	2	2	2	2	2	2	2	2	2	2	2	2	2	2	2	2	2	2	2	2	2	2	2	2

METRAL P/N	ROW	CONTACT CODE MOD. 1						MOD. 2						MOD. 3						MOD. 4					
		1	2	3	4	5	6	7	8	9	10	11	12	13	14	15	16	17	18	19	20	21	22	23	24
70234-X41	D	2	2	2	2	2	2	2	2	2	2	2	2	2	2	2	2	2	2	2	2	2	2	2	2
SEE NOTE 11 LEAD FREE OPTION	C	2	2	2	2	2	2	2	2	2	2	2	2	2	2	2	2	2	2	2	2	2	2	2	2
	B	2	2	2	2	2	2	2	2	2	2	2	2	2	2	2	2	2	2	2	2	2	2	2	2
	A	4	4	4	4	4	4	4	4	4	4	4	4	4	4	4	4	4	4	4	4	4	4	4	4

METRAL P/N	ROW	CONTACT CODE MOD. 1						MOD. 2						MOD. 3						MOD. 4					
		1	2	3	4	5	6	7	8	9	10	11	12	13	14	15	16	17	18	19	20	21	22	23	24
70234-X42	D	1	1	1	1	1	1	1	1	1	1	1	1	1	1	1	1	1	1	1	1	1	1	1	1
SEE NOTE 11 LEAD FREE OPTION	C	1	1	1	1	1	1	1	1	1	1	1	1	1	1	1	1	1	1	1	1	1	1	1	1
	B	1	1	1	1	1	1	1	1	1	1	1	1	1	1	1	1	1	1	1	1	1	1	1	1
	A	2	2	2	2	2	2	2	2	2	2	2	2	2	2	2	2	2	2	2	2	2	2	2	2

METRAL P/N	ROW	CONTACT CODE MOD. 1						MOD. 2						MOD. 3						MOD. 4					
		1	2	3	4	5	6	7	8	9	10	11	12	13	14	15	16	17	18	19	20	21	22	23	24
70234-X43	D	13	13	13	13	13	13	13	13	13	13	13	13	13	13	13	13	13	13	13	13	13	13	13	13
SEE NOTE 11 LEAD FREE OPTION	C	3	3	3	3	3	3	3	3	3	3	3	3	3	3	3	3	3	3	3	3	3	3	3	3
	B	3	3	3	3	3	3	3	3	3	3	3	3	3	3	3	3	3	3	3	3	3	3	3	3
	A	3	3	3	3	3	3	3	3	3	3	3	3	3	3	3	3	3	3	3	3	3	3	3	3

METRAL P/N	ROW	CONTACT CODE MOD. 1						MOD. 2						MOD. 3						MOD. 4					
		1	2	3	4	5	6	7	8	9	10	11	12	13	14	15	16	17	18	19	20	21	22	23	24
70234-X44	D	2	2	2	2	2	2	2	2	2	2	2	2	2	2	2	2	2	2	2	2	2	2	2	2
SEE NOTE 11 LEAD FREE OPTION	C	3	3	3	3	3	3	3	3	3	3	3	3	3	3	3	3	3	3	3	3	3	3	3	3
	B	4	4	4	4	4	4	4	4	4	4	4	4	4	4	4	4	4	4	4	4	4	4	4	4
	A	3	3	3	3	3	3	3	3	3	3	3	3	3	3	3	3	3	3	3	3	3	3	3	3

METRAL P/N	ROW	CONTACT CODE MOD. 1						MOD. 2						MOD. 3						MOD. 4					
		1	2	3	4	5	6	7	8	9	10	11	12	13	14	15	16	17	18	19	20	21	22	23	24
70234-X45	D	1	1	1	1	1	1	1	1	1	1	1	1	1	1	1	1	1	1	1	1	1	1	1	1
SEE NOTE 11 LEAD FREE OPTION	C	2	2	2	2	2	2	2	2	2	2	2	2	2	2	2	2	2	2	2	2	2	2	2	2
	B	3	3	3	3	3	3	3	3	3	3	3	3	3	3	3	3	3	3	3	3	3	3	3	3
	A	4	4	4	4	4	4	4	4	4	4	4	4	4	4	4	4	4	4	4	4	4	4	4	4

METRAL P/N	ROW	CONTACT CODE MOD. 1						MOD. 2						MOD. 3						MOD. 4					
		1	2	3	4	5	6	7	8	9	10	11	12	13	14	15	16	17	18	19	20	21	22	23	24
70234-X46	D	19	19	19	19	19	19	19	19	19	19	19	19	19	19	19	19	19	19	19	19	19	19	19	19
SEE NOTE 11 LEAD FREE OPTION	C	3	3	3	3	3	3	3	3	3	3	3	3	3	3	3	3	3	3	3	3	3	3	3	3
	B	3	3	3	3	3	3	3	3	3	3	3	3	3	3	3	3	3	3	3	3	3	3	3	3
	A	3	3	3	3	3	3	3	3	3	3	3	3	3	3	3	3	3	3	3	3	3	3	3	3

METRAL P/N	ROW	CONTACT CODE MOD. 1						MOD. 2						MOD. 3						MOD. 4					
		1	2	3	4	5	6	7	8	9	10	11	12	13	14	15	16	17	18	19	20	21	22	23	24
70234-X47	D	4	4	4	4	4	4	4	4	4	4	4	4	4	4	4	4	4	4	4	4	4	4	4	4
SEE NOTE 11 LEAD FREE OPTION	C	4	4	4	4	4	4	4	4	4	4	4	4	4	4	4	4	4	4	4	4	4	4	4	4
	B	13	13	13	13	13	13	13	13	13	13	13	13	13	13	13	13	13	13	13	13	13	13	13	13
	A	13	13	13	13	13	13	13	13	13	13	13	13	13	13	13	13	13	13	13	13	13	13	13	13

METRAL P/N	ROW	CONTACT CODE MOD. 1						MOD. 2						MOD. 3						MOD. 4					
		1	2	3	4	5	6	7	8	9	10	11	12	13	14	15	16	17	18	19	20	21	22	23	24
70234-X48	D	19	19	19	19	19	19	19	19	19	19	19	19	19	19	19	19	19	19	19	19	19	19	19	19
SEE NOTE 11 LEAD FREE OPTION	C	19	19	19	19	19	19	19	19	19	19	19	19	19	19	19	19	19	19	19	19	19	19	19	19
	B	19	19	19	19	19	19	19	19	19	19	19	19	19	19	19	19	19	19	19	19	19	19	19	19
	A	19	19	19	19	19	19	19	19	19	19	19	19	19	19	19	19	19	19	19	19	19	19	19	19

METRAL P/N	ROW	CONTACT CODE MOD. 1						MOD. 2						MOD. 3						MOD. 4					
		1	2	3	4	5	6	7	8	9	10	11	12	13	14	15	16	17	18	19	20	21	22	23	24
70234-X49	D	4	4	4	4	4	4	4	4	4	4	4	4	4	4	4	4	4	4	4	4	4	4	4	4
SEE NOTE 11 LEAD FREE OPTION	C	3	3	3	3	3	3	3	3	3	3	3	3	3	3	3	3	3	3	3	3	3	3	3	3
	B	3	3	3	3	3	3	3	3	3	3	3	3	3	3	3	3	3	3	3	3	3	3	3	3
	A	3	3	3	3	3	3	3	3	3	3	3	3	3	3	3	3	3	3	3	3	3	3	3	3

This document is the property of and embodies CONFIDENTIAL and PROPRIETARY information of FCI. No part of the information shown on this document may be used in any way or disclosed to others without the written consent of FCI. Copyright FCI.

mat'l code				tolerances unless otherwise specified			CUSTOMER COPY	FCI www.fciconnect.com
ltr	ecn no.	dr	date	linear	0.X ±0.3		projection	title METRAL SIGNAL HEADER 4 MOD, 4 ROW PRESS-FIT
AH					0.XX ±0.13			
					.XXX ±.051			
				angles	0° ±2°			
				dr	T.BRUNGARD	11/19/99	MM	product family METRAL / code 213
				engr	M.STRAWSER	11/19/99		size A / dwg no 70234
				chr	M.STRAWSER	11/19/99	scale 1:1	sheet 6
				appd	M.STRAWSER	02/29/00		
sheet index	revision sheet							cage code 22526

REV E - 2006-04-18

Pro/E

PDM: Rev:AH STATUS:Released Printed: Feb 20, 2010

METRAL P/N	ROW	CONTACT CODE MOD. 1						MOD. 2						MOD. 3						MOD. 4					
		1	2	3	4	5	6	7	8	9	10	11	12	13	14	15	16	17	18	19	20	21	22	23	24
70234-X50	D	6	6	6	6	6	6	6	6	6	6	6	6	6	6	6	6	6	6	6	6	6	6	6	6
SEE NOTE 11 LEAD FREE OPTION	C	6	6	6	6	6	6	6	6	6	6	6	6	6	6	6	6	6	6	6	6	6	6	6	6
	B	8	8	8	8	8	8	8	8	8	8	8	8	8	8	8	8	8	8	8	8	8	8	8	8
	A	6	6	6	6	6	6	6	6	6	6	6	6	6	6	6	6	6	6	6	6	6	6	6	6

METRAL P/N	ROW	CONTACT CODE MOD. 1						MOD. 2						MOD. 3						MOD. 4					
		1	2	3	4	5	6	7	8	9	10	11	12	13	14	15	16	17	18	19	20	21	22	23	24
70234-X51	D	6	6	6	6	6	6	6	6	6	6	6	6	6	6	6	6	6	6	6	6	6	6	6	6
SEE NOTE 11 LEAD FREE OPTION	C	6	6	6	6	6	6	6	6	6	6	6	6	6	6	6	6	6	6	6	6	6	6	6	6
	B	6	6	6	6	6	6	6	6	6	6	6	6	6	6	6	6	6	6	6	6	6	6	6	6
	A	8	8	8	8	8	8	8	8	8	8	8	8	8	8	8	8	8	8	8	8	8	8	8	8

METRAL P/N	ROW	CONTACT CODE MOD. 1						MOD. 2						MOD. 3						MOD. 4					
		1	2	3	4	5	6	7	8	9	10	11	12	13	14	15	16	17	18	19	20	21	22	23	24
70234-X52	D	5	5	5	5	5	5	5	5	5	5	5	5	5	5	5	5	5	5	5	5	5	5	5	5
SEE NOTE 11 LEAD FREE OPTION	C	5	5	5	5	5	5	5	5	5	5	5	5	5	5	5	5	5	5	5	5	5	5	5	5
	B	5	5	5	5	5	5	5	5	5	5	5	5	5	5	5	5	5	5	5	5	5	5	5	5
	A	6	6	6	6	6	6	6	6	6	6	6	6	6	6	6	6	6	6	6	6	6	6	6	6

METRAL P/N	ROW	CONTACT CODE MOD. 1						MOD. 2						MOD. 3						MOD. 4					
		1	2	3	4	5	6	7	8	9	10	11	12	13	14	15	16	17	18	19	20	21	22	23	24
70234-X53	D	14	14	14	14	14	14	14	14	14	14	14	14	14	14	14	14	14	14	14	14	14	14	14	14
SEE NOTE 11 LEAD FREE OPTION	C	7	7	7	7	7	7	7	7	7	7	7	7	7	7	7	7	7	7	7	7	7	7	7	7
	B	7	7	7	7	7	7	7	7	7	7	7	7	7	7	7	7	7	7	7	7	7	7	7	7
	A	7	7	7	7	7	7	7	7	7	7	7	7	7	7	7	7	7	7	7	7	7	7	7	7

METRAL P/N	ROW	CONTACT CODE MOD. 1						MOD. 2						MOD. 3						MOD. 4					
		1	2	3	4	5	6	7	8	9	10	11	12	13	14	15	16	17	18	19	20	21	22	23	24
70234-X54	D	6	6	6	6	6	6	6	6	6	6	6	6	6	6	6	6	6	6	6	6	6	6	6	6
SEE NOTE 11 LEAD FREE OPTION	C	7	7	7	7	7	7	7	7	7	7	7	7	7	7	7	7	7	7	7	7	7	7	7	7
	B	8	8	8	8	8	8	8	8	8	8	8	8	8	8	8	8	8	8	8	8	8	8	8	8
	A	7	7	7	7	7	7	7	7	7	7	7	7	7	7	7	7	7	7	7	7	7	7	7	7

METRAL P/N	ROW	CONTACT CODE MOD. 1						MOD. 2						MOD. 3						MOD. 4					
		1	2	3	4	5	6	7	8	9	10	11	12	13	14	15	16	17	18	19	20	21	22	23	24
70234-X55	D	5	5	5	5	5	5	5	5	5	5	5	5	5	5	5	5	5	5	5	5	5	5	5	5
SEE NOTE 11 LEAD FREE OPTION	C	6	6	6	6	6	6	6	6	6	6	6	6	6	6	6	6	6	6	6	6	6	6	6	6
	B	7	7	7	7	7	7	7	7	7	7	7	7	7	7	7	7	7	7	7	7	7	7	7	7
	A	8	8	8	8	8	8	8	8	8	8	8	8	8	8	8	8	8	8	8	8	8	8	8	8

METRAL P/N	ROW	CONTACT CODE MOD. 1						MOD. 2						MOD. 3						MOD. 4					
		1	2	3	4	5	6	7	8	9	10	11	12	13	14	15	16	17	18	19	20	21	22	23	24
70234-X56	D	20	20	20	20	20	20	20	20	20	20	20	20	20	20	20	20	20	20	20	20	20	20	20	20
SEE NOTE 11 LEAD FREE OPTION	C	7	7	7	7	7	7	7	7	7	7	7	7	7	7	7	7	7	7	7	7	7	7	7	7
	B	7	7	7	7	7	7	7	7	7	7	7	7	7	7	7	7	7	7	7	7	7	7	7	7
	A	7	7	7	7	7	7	7	7	7	7	7	7	7	7	7	7	7	7	7	7	7	7	7	7

METRAL P/N	ROW	CONTACT CODE MOD. 1						MOD. 2						MOD. 3						MOD. 4					
		1	2	3	4	5	6	7	8	9	10	11	12	13	14	15	16	17	18	19	20	21	22	23	24
70234-X57	D	8	8	8	8	8	8	8	8	8	8	8	8	8	8	8	8	8	8	8	8	8	8	8	8
SEE NOTE 11 LEAD FREE OPTION	C	8	8	8	8	8	8	8	8	8	8	8	8	8	8	8	8	8	8	8	8	8	8	8	8
	B	14	14	14	14	14	14	14	14	14	14	14	14	14	14	14	14	14	14	14	14	14	14	14	14
	A	14	14	14	14	14	14	14	14	14	14	14	14	14	14	14	14	14	14	14	14	14	14	14	14

METRAL P/N	ROW	CONTACT CODE MOD. 1						MOD. 2						MOD. 3						MOD. 4					
		1	2	3	4	5	6	7	8	9	10	11	12	13	14	15	16	17	18	19	20	21	22	23	24
70234-X58	D	20	20	20	20	20	20	20	20	20	20	20	20	20	20	20	20	20	20	20	20	20	20	20	20
SEE NOTE 11 LEAD FREE OPTION	C	20	20	20	20	20	20	20	20	20	20	20	20	20	20	20	20	20	20	20	20	20	20	20	20
	B	20	20	20	20	20	20	20	20	20	20	20	20	20	20	20	20	20	20	20	20	20	20	20	20
	A	20	20	20	20	20	20	20	20	20	20	20	20	20	20	20	20	20	20	20	20	20	20	20	20

METRAL P/N	ROW	CONTACT CODE MOD. 1						MOD. 2						MOD. 3						MOD. 4					
		1	2	3	4	5	6	7	8	9	10	11	12	13	14	15	16	17	18	19	20	21	22	23	24
70234-X59	D	8	8	8	8	8	8	8	8	8	8	8	8	8	8	8	8	8	8	8	8	8	8	8	8
SEE NOTE 11 LEAD FREE OPTION	C	7	7	7	7	7	7	7	7	7	7	7	7	7	7	7	7	7	7	7	7	7	7	7	7
	B	7	7	7	7	7	7	7	7	7	7	7	7	7	7	7	7	7	7	7	7	7	7	7	7
	A	7	7	7	7	7	7	7	7	7	7	7	7	7	7	7	7	7	7	7	7	7	7	7	7

This document is the property of and embodies CONFIDENTIAL and PROPRIETARY information of FCI. No part of the information shown on this document may be used in any way or disclosed to others without the written consent of FCI. Copyright FCI.

mat'l code				tolerances unless otherwise specified			CUSTOMER COPY	FCI www.fciconnect.com
ltr	ecn no.	dr	date	linear	0.X ±0.3		projection	title METRAL SIGNAL HEADER 4 MOD, 4 ROW PRESS-FIT
AH					0.XX ±0.13			
					.XXX ±.051			
				angles	0° ±2°			
				dr	T.BRUNGARD	11/19/99	MM	product family METRAL / code 213
				engr	M.STRAWSER	11/19/99		size A / dwg no 70234
				chr	M.STRAWSER	11/19/99	scale 1:1	sheet 7
				appd	M.STRAWSER	02/29/00		
sheet index	revision sheet							cage code 22526

Pro/E

REV E - 2006-04-18

METRAL P/N	ROW	CONTACT CODE MOD. 1						MOD. 2						MOD. 3						MOD. 4					
		1	2	3	4	5	6	7	8	9	10	11	12	13	14	15	16	17	18	19	20	21	22	23	24
70234-X60	D	10	10	10	10	10	10	10	10	10	10	10	10	10	10	10	10	10	10	10	10	10	10	10	10
SEE NOTE 11 LEAD FREE OPTION	C	10	10	10	10	10	10	10	10	10	10	10	10	10	10	10	10	10	10	10	10	10	10	10	10
	B	12	12	12	12	12	12	12	12	12	12	12	12	12	12	12	12	12	12	12	12	12	12	12	12
	A	10	10	10	10	10	10	10	10	10	10	10	10	10	10	10	10	10	10	10	10	10	10	10	10

METRAL P/N	ROW	CONTACT CODE MOD. 1						MOD. 2						MOD. 3						MOD. 4					
		1	2	3	4	5	6	7	8	9	10	11	12	13	14	15	16	17	18	19	20	21	22	23	24
70234-X61	D	10	10	10	10	10	10	10	10	10	10	10	10	10	10	10	10	10	10	10	10	10	10	10	10
SEE NOTE 11 LEAD FREE OPTION	C	10	10	10	10	10	10	10	10	10	10	10	10	10	10	10	10	10	10	10	10	10	10	10	10
	B	10	10	10	10	10	10	10	10	10	10	10	10	10	10	10	10	10	10	10	10	10	10	10	10
	A	12	12	12	12	12	12	12	12	12	12	12	12	12	12	12	12	12	12	12	12	12	12	12	12

METRAL P/N	ROW	CONTACT CODE MOD. 1						MOD. 2						MOD. 3						MOD. 4					
		1	2	3	4	5	6	7	8	9	10	11	12	13	14	15	16	17	18	19	20	21	22	23	24
70234-X62	D	9	9	9	9	9	9	9	9	9	9	9	9	9	9	9	9	9	9	9	9	9	9	9	9
SEE NOTE 11 LEAD FREE OPTION	C	9	9	9	9	9	9	9	9	9	9	9	9	9	9	9	9	9	9	9	9	9	9	9	9
	B	9	9	9	9	9	9	9	9	9	9	9	9	9	9	9	9	9	9	9	9	9	9	9	9
	A	10	10	10	10	10	10	10	10	10	10	10	10	10	10	10	10	10	10	10	10	10	10	10	10

METRAL P/N	ROW	CONTACT CODE MOD. 1						MOD. 2						MOD. 3						MOD. 4					
		1	2	3	4	5	6	7	8	9	10	11	12	13	14	15	16	17	18	19	20	21	22	23	24
70234-X63	D	15	15	15	15	15	15	15	15	15	15	15	15	15	15	15	15	15	15	15	15	15	15	15	15
SEE NOTE 11 LEAD FREE OPTION	C	11	11	11	11	11	11	11	11	11	11	11	11	11	11	11	11	11	11	11	11	11	11	11	11
	B	11	11	11	11	11	11	11	11	11	11	11	11	11	11	11	11	11	11	11	11	11	11	11	11
	A	11	11	11	11	11	11	11	11	11	11	11	11	11	11	11	11	11	11	11	11	11	11	11	11

METRAL P/N	ROW	CONTACT CODE MOD. 1						MOD. 2						MOD. 3						MOD. 4					
		1	2	3	4	5	6	7	8	9	10	11	12	13	14	15	16	17	18	19	20	21	22	23	24
70234-X64	D	10	10	10	10	10	10	10	10	10	10	10	10	10	10	10	10	10	10	10	10	10	10	10	10
SEE NOTE 11 LEAD FREE OPTION	C	11	11	11	11	11	11	11	11	11	11	11	11	11	11	11	11	11	11	11	11	11	11	11	11
	B	12	12	12	12	12	12	12	12	12	12	12	12	12	12	12	12	12	12	12	12	12	12	12	12
	A	11	11	11	11	11	11	11	11	11	11	11	11	11	11	11	11	11	11	11	11	11	11	11	11

METRAL P/N	ROW	CONTACT CODE MOD. 1						MOD. 2						MOD. 3						MOD. 4					
		1	2	3	4	5	6	7	8	9	10	11	12	13	14	15	16	17	18	19	20	21	22	23	24
70234-X65	D	9	9	9	9	9	9	9	9	9	9	9	9	9	9	9	9	9	9	9	9	9	9	9	9
SEE NOTE 11 LEAD FREE OPTION	C	10	10	10	10	10	10	10	10	10	10	10	10	10	10	10	10	10	10	10	10	10	10	10	10
	B	11	11	11	11	11	11	11	11	11	11	11	11	11	11	11	11	11	11	11	11	11	11	11	11
	A	12	12	12	12	12	12	12	12	12	12	12	12	12	12	12	12	12	12	12	12	12	12	12	12

METRAL P/N	ROW	CONTACT CODE MOD. 1						MOD. 2						MOD. 3						MOD. 4					
		1	2	3	4	5	6	7	8	9	10	11	12	13	14	15	16	17	18	19	20	21	22	23	24
70234-X66	D	21	21	21	21	21	21	21	21	21	21	21	21	21	21	21	21	21	21	21	21	21	21	21	21
SEE NOTE 11 LEAD FREE OPTION	C	11	11	11	11	11	11	11	11	11	11	11	11	11	11	11	11	11	11	11	11	11	11	11	11
	B	11	11	11	11	11	11	11	11	11	11	11	11	11	11	11	11	11	11	11	11	11	11	11	11
	A	11	11	11	11	11	11	11	11	11	11	11	11	11	11	11	11	11	11	11	11	11	11	11	11

METRAL P/N	ROW	CONTACT CODE MOD. 1						MOD. 2						MOD. 3						MOD. 4					
		1	2	3	4	5	6	7	8	9	10	11	12	13	14	15	16	17	18	19	20	21	22	23	24
70234-X67	D	12	12	12	12	12	12	12	12	12	12	12	12	12	12	12	12	12	12	12	12	12	12	12	12
SEE NOTE 11 LEAD FREE OPTION	C	12	12	12	12	12	12	12	12	12	12	12	12	12	12	12	12	12	12	12	12	12	12	12	12
	B	15	15	15	15	15	15	15	15	15	15	15	15	15	15	15	15	15	15	15	15	15	15	15	15
	A	15	15	15	15	15	15	15	15	15	15	15	15	15	15	15	15	15	15	15	15	15	15	15	15

METRAL P/N	ROW	CONTACT CODE MOD. 1						MOD. 2						MOD. 3						MOD. 4					
		1	2	3	4	5	6	7	8	9	10	11	12	13	14	15	16	17	18	19	20	21	22	23	24
70234-X68	D	21	21	21	21	21	21	21	21	21	21	21	21	21	21	21	21	21	21	21	21	21	21	21	21
SEE NOTE 11 LEAD FREE OPTION	C	21	21	21	21	21	21	21	21	21	21	21	21	21	21	21	21	21	21	21	21	21	21	21	21
	B	21	21	21	21	21	21	21	21	21	21	21	21	21	21	21	21	21	21	21	21	21	21	21	21
	A	21	21	21	21	21	21	21	21	21	21	21	21	21	21	21	21	21	21	21	21	21	21	21	21

METRAL P/N	ROW	CONTACT CODE MOD. 1						MOD. 2						MOD. 3						MOD. 4					
		1	2	3	4	5	6	7	8	9	10	11	12	13	14	15	16	17	18	19	20	21	22	23	24
70234-X69	D	12	12	12	12	12	12	12	12	12	12	12	12	12	12	12	12	12	12	12	12	12	12	12	12
SEE NOTE 11 LEAD FREE OPTION	C	11	11	11	11	11	11	11	11	11	11	11	11	11	11	11	11	11	11	11	11	11	11	11	11
	B	11	11	11	11	11	11	11	11	11	11	11	11	11	11	11	11	11	11	11	11	11	11	11	11
	A	11	11	11	11	11	11	11	11	11	11	11	11	11	11	11	11	11	11	11	11	11	11	11	11

mat'l code				- -	tolerances unless otherwise specified			CUSTOMER COPY	FCI www.fciconnect.com
ltr	ecn no.	dr	date		linear	0.X ±0.3			
AH						0.XX ±0.13		projection	title METRAL SIGNAL HEADER 4 MOD, 4 ROW PRESS-FIT
						.XXX ±.051			
					angles	0° ±2°			
					dr	T.BRUNGARD	11/19/99	MM	product family METRAL / code 213
					engr	M.STRAWSER	11/19/99		size A / dwg no 70234
					chr	M.STRAWSER	11/19/99	scale 1:1	
					appd	M.STRAWSER	02/29/00		sheet 8
sheet index	revision sheet								

cage code 22526

Pro/E

This document is the property of and embodies CONFIDENTIAL and PROPRIETARY information of FCI. No part of the information shown on this document may be used in any way or disclosed to others without the written consent of FCI. Copyright FCI.

REV E - 2006-04-18

PDM: Rev:AH STATUS:Released Printed: Feb 20, 2010

METRAL P/N	ROW	CONTACT CODE MOD. 1						MOD. 2						MOD. 3						MOD. 4					
		1	2	3	4	5	6	7	8	9	10	11	12	13	14	15	16	17	18	19	20	21	22	23	24
70234-X70	D	4	4	4	4	4	4	4	4	4	4	4	4	4	4	4	4	4	4	4	4	4	4	4	4
SEE NOTE 11 LEAD FREE OPTION	C	2	2	2	2	2	2	2	2	2	2	2	2	2	2	2	2	2	2	2	2	2	2	2	2
	B	2	2	2	2	2	2	2	2	2	2	2	2	2	2	2	2	2	2	2	2	2	2	2	2
	A	2	2	2	2	2	2	2	2	2	2	2	2	2	2	2	2	2	2	2	2	2	2	2	2

METRAL P/N	ROW	CONTACT CODE MOD. 1						MOD. 2						MOD. 3						MOD. 4					
		1	2	3	4	5	6	7	8	9	10	11	12	13	14	15	16	17	18	19	20	21	22	23	24
70234-X71	D	3	3	3	3	3	3	3	3	3	3	3	3	3	3	3	3	3	3	3	3	3	3	3	3
SEE NOTE 11 LEAD FREE OPTION	C	3	3	3	3	3	3	3	3	3	3	3	3	3	3	3	3	3	3	3	3	3	3	3	3
	B	1	1	1	1	1	1	1	1	1	1	1	1	1	1	1	1	1	1	1	1	1	1	1	1
	A	3	3	3	3	3	3	3	3	3	3	3	3	3	3	3	3	3	3	3	3	3	3	3	3

METRAL P/N	ROW	CONTACT CODE MOD. 1						MOD. 2						MOD. 3						MOD. 4					
		1	2	3	4	5	6	7	8	9	10	11	12	13	14	15	16	17	18	19	20	21	22	23	24
70234-X72	D	2	2	2	2	2	2	2	2	2	2	2	2	2	2	2	2	2	2	2	2	2	2	2	2
SEE NOTE 11 LEAD FREE OPTION	C	4	4	4	4	4	4	4	4	4	4	4	4	4	4	4	4	4	4	4	4	4	4	4	4
	B	4	4	4	4	4	4	4	4	4	4	4	4	4	4	4	4	4	4	4	4	4	4	4	4
	A	19	19	19	19	19	19	19	19	19	19	19	19	19	19	19	19	19	19	19	19	19	19	19	19

METRAL P/N	ROW	CONTACT CODE MOD. 1						MOD. 2						MOD. 3						MOD. 4					
		1	2	3	4	5	6	7	8	9	10	11	12	13	14	15	16	17	18	19	20	21	22	23	24
70234-X73	D	2	2	2	2	2	2	2	2	2	2	2	2	2	2	2	2	2	2	2	2	2	2	2	2
SEE NOTE 11 LEAD FREE OPTION	C	3	3	3	3	3	3	3	3	3	3	3	3	3	3	3	3	3	3	3	3	3	3	3	3
	B	2	2	2	2	2	2	2	2	2	2	2	2	2	2	2	2	2	2	2	2	2	2	2	2
	A	3	3	3	3	3	3	3	3	3	3	3	3	3	3	3	3	3	3	3	3	3	3	3	3

METRAL P/N	ROW	CONTACT CODE MOD. 1						MOD. 2						MOD. 3						MOD. 4					
		1	2	3	4	5	6	7	8	9	10	11	12	13	14	15	16	17	18	19	20	21	22	23	24
70234-X74	D	2	2	2	2	2	2	2	2	2	2	2	2	2	2	2	2	2	2	2	2	2	2	2	2
SEE NOTE 11 LEAD FREE OPTION	C	3	3	3	3	3	3	3	3	3	3	3	3	3	3	3	3	3	3	3	3	3	3	3	3
	B	3	3	3	3	3	3	3	3	3	3	3	3	3	3	3	3	3	3	3	3	3	3	3	3
	A	3	3	3	3	3	3	3	3	3	3	3	3	3	3	3	3	3	3	3	3	3	3	3	3

METRAL P/N	ROW	CONTACT CODE MOD. 1						MOD. 2						MOD. 3						MOD. 4					
		1	2	3	4	5	6	7	8	9	10	11	12	13	14	15	16	17	18	19	20	21	22	23	24
70234-X75	D	2	2	2	2	2	2	2	2	2	2	2	2	2	2	2	2	2	2	2	2	2	2	2	2
SEE NOTE 11 LEAD FREE OPTION	C	2	2	2	2	2	2	2	2	2	2	2	2	2	2	2	2	2	2	2	2	2	2	2	2
	B	2	2	2	2	2	2	2	2	2	2	2	2	2	2	2	2	2	2	2	2	2	2	2	2
	A	3	3	3	3	3	3	3	3	3	3	3	3	3	3	3	3	3	3	3	3	3	3	3	3

METRAL P/N	ROW	CONTACT CODE MOD. 1						MOD. 2						MOD. 3						MOD. 4					
		1	2	3	4	5	6	7	8	9	10	11	12	13	14	15	16	17	18	19	20	21	22	23	24
70234-X76	D	19	19	19	19	19	19	19	19	19	19	19	19	19	19	19	19	19	19	19	19	19	19	19	19
SEE NOTE 11 LEAD FREE OPTION	C	1	1	1	1	1	1	1	1	1	1	1	1	1	1	1	1	1	1	1	1	1	1	1	1
	B	1	1	1	1	1	1	1	1	1	1	1	1	1	1	1	1	1	1	1	1	1	1	1	1
	A	19	19	19	19	19	19	19	19	19	19	19	19	19	19	19	19	19	19	19	19	19	19	19	19

METRAL P/N	ROW	CONTACT CODE MOD. 1						MOD. 2						MOD. 3						MOD. 4					
		1	2	3	4	5	6	7	8	9	10	11	12	13	14	15	16	17	18	19	20	21	22	23	24
70234-X77	D	2	2	2	2	2	2	2	2	2	2	2	2	2	2	2	2	2	2	2	2	2	2	2	2
SEE NOTE 11 LEAD FREE OPTION	C	3	3	3	3	3	3	3	3	3	3	3	3	3	3	3	3	3	3	3	3	3	3	3	3
	B	19	19	19	19	19	19	19	19	19	19	19	19	19	19	19	19	19	19	19	19	19	19	19	19
	A	3	3	3	3	3	3	3	3	3	3	3	3	3	3	3	3	3	3	3	3	3	3	3	3

METRAL P/N	ROW	CONTACT CODE MOD. 1						MOD. 2						MOD. 3						MOD. 4					
		1	2	3	4	5	6	7	8	9	10	11	12	13	14	15	16	17	18	19	20	21	22	23	24
70234-X78	D	1	1	1	1	1	1	1	1	1	1	1	1	1	1	1	1	1	1	1	1	1	1	1	1
SEE NOTE 11 LEAD FREE OPTION	C	1	1	1	1	1	1	1	1	1	1	1	1	1	1	1	1	1	1	1	1	1	1	1	1
	B	3	3	3	3	3	3	3	3	3	3	3	3	3	3	3	3	3	3	3	3	3	3	3	3
	A	1	1	1	1	1	1	1	1	1	1	1	1	1	1	1	1	1	1	1	1	1	1	1	1

METRAL P/N	ROW	CONTACT CODE MOD. 1						MOD. 2						MOD. 3						MOD. 4					
		1	2	3	4	5	6	7	8	9	10	11	12	13	14	15	16	17	18	19	20	21	22	23	24
70234-X79	D	3	3	3	3	3	3	3	3	3	3	3	3	3	3	3	3	3	3	3	3	3	3	3	3
SEE NOTE 11 LEAD FREE OPTION	C	2	2	2	2	2	2	2	2	2	2	2	2	2	2	2	2	2	2	2	2	2	2	2	2
	B	2	2	2	2	2	2	2	2	2	2	2	2	2	2	2	2	2	2	2	2	2	2	2	2
	A	2	2	2	2	2	2	2	2	2	2	2	2	2	2	2	2	2	2	2	2	2	2	2	2

This document is the property of and embodies CONFIDENTIAL and PROPRIETARY information of FCI. No part of the information shown on this document may be used in any way or disclosed to others without the written consent of FCI. Copyright FCI.

mat'l code				tolerances unless otherwise specified			CUSTOMER COPY	FCI www.fciconnect.com
ltr	ecn no.	dr	date	linear	0.X ±0.3		projection	title METRAL SIGNAL HEADER 4 MOD, 4 ROW PRESS-FIT
AH					0.XX ±0.13			
					.XXX ±.051			
				angles	0° ±2°			
				dr	T.BRUNGARD	11/19/99	MM	product family METRAL / code 213
				engr	M.STRAWSER	11/19/99		size A / dwg no 70234
				chr	M.STRAWSER	11/19/99	scale 1:1	sheet 9
				appd	M.STRAWSER	02/29/00		
sheet index	revision sheet							cage code 22526

Pro/E

REV E - 2006-04-18

PDM: Rev:AH STATUS:Released Printed: Feb 20, 2010

METRAL P/N	ROW	CONTACT CODE MOD. 1						MOD. 2						MOD. 3						MOD. 4					
		1	2	3	4	5	6	7	8	9	10	11	12	13	14	15	16	17	18	19	20	21	22	23	24
70234-X80	D	8	8	8	8	8	8	8	8	8	8	8	8	8	8	8	8	8	8	8	8	8	8	8	8
SEE NOTE 11 LEAD FREE OPTION	C	6	6	6	6	6	6	6	6	6	6	6	6	6	6	6	6	6	6	6	6	6	6	6	6
	B	6	6	6	6	6	6	6	6	6	6	6	6	6	6	6	6	6	6	6	6	6	6	6	6
	A	6	6	6	6	6	6	6	6	6	6	6	6	6	6	6	6	6	6	6	6	6	6	6	6

METRAL P/N	ROW	CONTACT CODE MOD. 1						MOD. 2						MOD. 3						MOD. 4					
		1	2	3	4	5	6	7	8	9	10	11	12	13	14	15	16	17	18	19	20	21	22	23	24
70234-X81	D	7	7	7	7	7	7	7	7	7	7	7	7	7	7	7	7	7	7	7	7	7	7	7	7
SEE NOTE 11 LEAD FREE OPTION	C	7	7	7	7	7	7	7	7	7	7	7	7	7	7	7	7	7	7	7	7	7	7	7	7
	B	5	5	5	5	5	5	5	5	5	5	5	5	5	5	5	5	5	5	5	5	5	5	5	5
	A	7	7	7	7	7	7	7	7	7	7	7	7	7	7	7	7	7	7	7	7	7	7	7	7

METRAL P/N	ROW	CONTACT CODE MOD. 1						MOD. 2						MOD. 3						MOD. 4					
		1	2	3	4	5	6	7	8	9	10	11	12	13	14	15	16	17	18	19	20	21	22	23	24
70234-X82	D	6	6	6	6	6	6	6	6	6	6	6	6	6	6	6	6	6	6	6	6	6	6	6	6
SEE NOTE 11 LEAD FREE OPTION	C	8	8	8	8	8	8	8	8	8	8	8	8	8	8	8	8	8	8	8	8	8	8	8	8
	B	8	8	8	8	8	8	8	8	8	8	8	8	8	8	8	8	8	8	8	8	8	8	8	8
	A	20	20	20	20	20	20	20	20	20	20	20	20	20	20	20	20	20	20	20	20	20	20	20	20

METRAL P/N	ROW	CONTACT CODE MOD. 1						MOD. 2						MOD. 3						MOD. 4					
		1	2	3	4	5	6	7	8	9	10	11	12	13	14	15	16	17	18	19	20	21	22	23	24
70234-X83	D	6	6	6	6	6	6	6	6	6	6	6	6	6	6	6	6	6	6	6	6	6	6	6	6
SEE NOTE 11 LEAD FREE OPTION	C	7	7	7	7	7	7	7	7	7	7	7	7	7	7	7	7	7	7	7	7	7	7	7	7
	B	6	6	6	6	6	6	6	6	6	6	6	6	6	6	6	6	6	6	6	6	6	6	6	6
	A	7	7	7	7	7	7	7	7	7	7	7	7	7	7	7	7	7	7	7	7	7	7	7	7

METRAL P/N	ROW	CONTACT CODE MOD. 1						MOD. 2						MOD. 3						MOD. 4					
		1	2	3	4	5	6	7	8	9	10	11	12	13	14	15	16	17	18	19	20	21	22	23	24
70234-X84	D	6	6	6	6	6	6	6	6	6	6	6	6	6	6	6	6	6	6	6	6	6	6	6	6
SEE NOTE 11 LEAD FREE OPTION	C	7	7	7	7	7	7	7	7	7	7	7	7	7	7	7	7	7	7	7	7	7	7	7	7
	B	7	7	7	7	7	7	7	7	7	7	7	7	7	7	7	7	7	7	7	7	7	7	7	7
	A	7	7	7	7	7	7	7	7	7	7	7	7	7	7	7	7	7	7	7	7	7	7	7	7

METRAL P/N	ROW	CONTACT CODE MOD. 1						MOD. 2						MOD. 3						MOD. 4					
		1	2	3	4	5	6	7	8	9	10	11	12	13	14	15	16	17	18	19	20	21	22	23	24
70234-X85	D	6	6	6	6	6	6	6	6	6	6	6	6	6	6	6	6	6	6	6	6	6	6	6	6
SEE NOTE 11 LEAD FREE OPTION	C	6	6	6	6	6	6	6	6	6	6	6	6	6	6	6	6	6	6	6	6	6	6	6	6
	B	6	6	6	6	6	6	6	6	6	6	6	6	6	6	6	6	6	6	6	6	6	6	6	6
	A	7	7	7	7	7	7	7	7	7	7	7	7	7	7	7	7	7	7	7	7	7	7	7	7

METRAL P/N	ROW	CONTACT CODE MOD. 1						MOD. 2						MOD. 3						MOD. 4					
		1	2	3	4	5	6	7	8	9	10	11	12	13	14	15	16	17	18	19	20	21	22	23	24
70234-X86	D	20	20	20	20	20	20	20	20	20	20	20	20	20	20	20	20	20	20	20	20	20	20	20	20
SEE NOTE 11 LEAD FREE OPTION	C	5	5	5	5	5	5	5	5	5	5	5	5	5	5	5	5	5	5	5	5	5	5	5	5
	B	5	5	5	5	5	5	5	5	5	5	5	5	5	5	5	5	5	5	5	5	5	5	5	5
	A	20	20	20	20	20	20	20	20	20	20	20	20	20	20	20	20	20	20	20	20	20	20	20	20

METRAL P/N	ROW	CONTACT CODE MOD. 1						MOD. 2						MOD. 3						MOD. 4					
		1	2	3	4	5	6	7	8	9	10	11	12	13	14	15	16	17	18	19	20	21	22	23	24
70234-X87	D	6	6	6	6	6	6	6	6	6	6	6	6	6	6	6	6	6	6	6	6	6	6	6	6
SEE NOTE 11 LEAD FREE OPTION	C	7	7	7	7	7	7	7	7	7	7	7	7	7	7	7	7	7	7	7	7	7	7	7	7
	B	20	20	20	20	20	20	20	20	20	20	20	20	20	20	20	20	20	20	20	20	20	20	20	20
	A	7	7	7	7	7	7	7	7	7	7	7	7	7	7	7	7	7	7	7	7	7	7	7	7

METRAL P/N	ROW	CONTACT CODE MOD. 1						MOD. 2						MOD. 3						MOD. 4					
		1	2	3	4	5	6	7	8	9	10	11	12	13	14	15	16	17	18	19	20	21	22	23	24
70234-X88	D	5	5	5	5	5	5	5	5	5	5	5	5	5	5	5	5	5	5	5	5	5	5	5	5
SEE NOTE 11 LEAD FREE OPTION	C	5	5	5	5	5	5	5	5	5	5	5	5	5	5	5	5	5	5	5	5	5	5	5	5
	B	7	7	7	7	7	7	7	7	7	7	7	7	7	7	7	7	7	7	7	7	7	7	7	7
	A	5	5	5	5	5	5	5	5	5	5	5	5	5	5	5	5	5	5	5	5	5	5	5	5

METRAL P/N	ROW	CONTACT CODE MOD. 1						MOD. 2						MOD. 3						MOD. 4					
		1	2	3	4	5	6	7	8	9	10	11	12	13	14	15	16	17	18	19	20	21	22	23	24
70234-X89	D	7	7	7	7	7	7	7	7	7	7	7	7	7	7	7	7	7	7	7	7	7	7	7	7
SEE NOTE 11 LEAD FREE OPTION	C	6	6	6	6	6	6	6	6	6	6	6	6	6	6	6	6	6	6	6	6	6	6	6	6
	B	6	6	6	6	6	6	6	6	6	6	6	6	6	6	6	6	6	6	6	6	6	6	6	6
	A	6	6	6	6	6	6	6	6	6	6	6	6	6	6	6	6	6	6	6	6	6	6	6	6

mat'l code				- -	tolerances unless otherwise specified					CUSTOMER COPY	FCI www.fciconnect.com		
ltr	ecn no.	dr	date		linear	0.X ±0.3							
AH						0.XX ±0.13				projection	title METRAL SIGNAL HEADER 4 MOD, 4 ROW PRESS-FIT		
						.XXX ±.051							
					angles	0° ±2°							
					dr	T.BRUNGARD	11/19/99			MM	product family METRAL		code 213
					engr	M.STRAWSER	11/19/99				size A	dwg no 70234	sheet 10
					chr	M.STRAWSER	11/19/99			scale 1:1			
					appd	M.STRAWSER	02/29/00						
sheet index	revision sheet												

cage code 22526

Pro/E

This document is the property of and embodies CONFIDENTIAL and PROPRIETARY information of FCI. No part of the information shown on this document may be used in any way or disclosed to others without the written consent of FCI. Copyright FCI.

REV E - 2006-04-18

PDM: Rev:AH STATUS:Released Printed: Feb 20, 2010

METRAL P/N	ROW	CONTACT CODE MOD. 1						MOD. 2						MOD. 3						MOD. 4					
		1	2	3	4	5	6	7	8	9	10	11	12	13	14	15	16	17	18	19	20	21	22	23	24
70234-X90	D	12	12	12	12	12	12	12	12	12	12	12	12	12	12	12	12	12	12	12	12	12	12	12	12
SEE NOTE 11 LEAD FREE OPTION	C	10	10	10	10	10	10	10	10	10	10	10	10	10	10	10	10	10	10	10	10	10	10	10	10
	B	10	10	10	10	10	10	10	10	10	10	10	10	10	10	10	10	10	10	10	10	10	10	10	10
	A	10	10	10	10	10	10	10	10	10	10	10	10	10	10	10	10	10	10	10	10	10	10	10	10

METRAL P/N	ROW	CONTACT CODE MOD. 1						MOD. 2						MOD. 3						MOD. 4					
		1	2	3	4	5	6	7	8	9	10	11	12	13	14	15	16	17	18	19	20	21	22	23	24
70234-X91	D	11	11	11	11	11	11	11	11	11	11	11	11	11	11	11	11	11	11	11	11	11	11	11	11
SEE NOTE 11 LEAD FREE OPTION	C	11	11	11	11	11	11	11	11	11	11	11	11	11	11	11	11	11	11	11	11	11	11	11	11
	B	9	9	9	9	9	9	9	9	9	9	9	9	9	9	9	9	9	9	9	9	9	9	9	9
	A	11	11	11	11	11	11	11	11	11	11	11	11	11	11	11	11	11	11	11	11	11	11	11	11

METRAL P/N	ROW	CONTACT CODE MOD. 1						MOD. 2						MOD. 3						MOD. 4					
		1	2	3	4	5	6	7	8	9	10	11	12	13	14	15	16	17	18	19	20	21	22	23	24
70234-X92	D	10	10	10	10	10	10	10	10	10	10	10	10	10	10	10	10	10	10	10	10	10	10	10	10
SEE NOTE 11 LEAD FREE OPTION	C	12	12	12	12	12	12	12	12	12	12	12	12	12	12	12	12	12	12	12	12	12	12	12	12
	B	12	12	12	12	12	12	12	12	12	12	12	12	12	12	12	12	12	12	12	12	12	12	12	12
	A	21	21	21	21	21	21	21	21	21	21	21	21	21	21	21	21	21	21	21	21	21	21	21	21

METRAL P/N	ROW	CONTACT CODE MOD. 1						MOD. 2						MOD. 3						MOD. 4					
		1	2	3	4	5	6	7	8	9	10	11	12	13	14	15	16	17	18	19	20	21	22	23	24
70234-X93	D	10	10	10	10	10	10	10	10	10	10	10	10	10	10	10	10	10	10	10	10	10	10	10	10
SEE NOTE 11 LEAD FREE OPTION	C	11	11	11	11	11	11	11	11	11	11	11	11	11	11	11	11	11	11	11	11	11	11	11	11
	B	10	10	10	10	10	10	10	10	10	10	10	10	10	10	10	10	10	10	10	10	10	10	10	10
	A	11	11	11	11	11	11	11	11	11	11	11	11	11	11	11	11	11	11	11	11	11	11	11	11

METRAL P/N	ROW	CONTACT CODE MOD. 1						MOD. 2						MOD. 3						MOD. 4					
		1	2	3	4	5	6	7	8	9	10	11	12	13	14	15	16	17	18	19	20	21	22	23	24
70234-X94	D	10	10	10	10	10	10	10	10	10	10	10	10	10	10	10	10	10	10	10	10	10	10	10	10
SEE NOTE 11 LEAD FREE OPTION	C	11	11	11	11	11	11	11	11	11	11	11	11	11	11	11	11	11	11	11	11	11	11	11	11
	B	11	11	11	11	11	11	11	11	11	11	11	11	11	11	11	11	11	11	11	11	11	11	11	11
	A	11	11	11	11	11	11	11	11	11	11	11	11	11	11	11	11	11	11	11	11	11	11	11	11

METRAL P/N	ROW	CONTACT CODE MOD. 1						MOD. 2						MOD. 3						MOD. 4					
		1	2	3	4	5	6	7	8	9	10	11	12	13	14	15	16	17	18	19	20	21	22	23	24
70234-X95	D	10	10	10	10	10	10	10	10	10	10	10	10	10	10	10	10	10	10	10	10	10	10	10	10
SEE NOTE 11 LEAD FREE OPTION	C	10	10	10	10	10	10	10	10	10	10	10	10	10	10	10	10	10	10	10	10	10	10	10	10
	B	10	10	10	10	10	10	10	10	10	10	10	10	10	10	10	10	10	10	10	10	10	10	10	10
	A	11	11	11	11	11	11	11	11	11	11	11	11	11	11	11	11	11	11	11	11	11	11	11	11

METRAL P/N	ROW	CONTACT CODE MOD. 1						MOD. 2						MOD. 3						MOD. 4					
		1	2	3	4	5	6	7	8	9	10	11	12	13	14	15	16	17	18	19	20	21	22	23	24
70234-X96	D	21	21	21	21	21	21	21	21	21	21	21	21	21	21	21	21	21	21	21	21	21	21	21	21
SEE NOTE 11 LEAD FREE OPTION	C	9	9	9	9	9	9	9	9	9	9	9	9	9	9	9	9	9	9	9	9	9	9	9	9
	B	9	9	9	9	9	9	9	9	9	9	9	9	9	9	9	9	9	9	9	9	9	9	9	9
	A	21	21	21	21	21	21	21	21	21	21	21	21	21	21	21	21	21	21	21	21	21	21	21	21

METRAL P/N	ROW	CONTACT CODE MOD. 1						MOD. 2						MOD. 3						MOD. 4					
		1	2	3	4	5	6	7	8	9	10	11	12	13	14	15	16	17	18	19	20	21	22	23	24
70234-X97	D	10	10	10	10	10	10	10	10	10	10	10	10	10	10	10	10	10	10	10	10	10	10	10	10
SEE NOTE 11 LEAD FREE OPTION	C	11	11	11	11	11	11	11	11	11	11	11	11	11	11	11	11	11	11	11	11	11	11	11	11
	B	21	21	21	21	21	21	21	21	21	21	21	21	21	21	21	21	21	21	21	21	21	21	21	21
	A	11	11	11	11	11	11	11	11	11	11	11	11	11	11	11	11	11	11	11	11	11	11	11	11

METRAL P/N	ROW	CONTACT CODE MOD. 1						MOD. 2						MOD. 3						MOD. 4					
		1	2	3	4	5	6	7	8	9	10	11	12	13	14	15	16	17	18	19	20	21	22	23	24
70234-X98	D	9	9	9	9	9	9	9	9	9	9	9	9	9	9	9	9	9	9	9	9	9	9	9	9
SEE NOTE 11 LEAD FREE OPTION	C	9	9	9	9	9	9	9	9	9	9	9	9	9	9	9	9	9	9	9	9	9	9	9	9
	B	11	11	11	11	11	11	11	11	11	11	11	11	11	11	11	11	11	11	11	11	11	11	11	11
	A	9	9	9	9	9	9	9	9	9	9	9	9	9	9	9	9	9	9	9	9	9	9	9	9

METRAL P/N	ROW	CONTACT CODE MOD. 1						MOD. 2						MOD. 3						MOD. 4					
		1	2	3	4	5	6	7	8	9	10	11	12	13	14	15	16	17	18	19	20	21	22	23	24
70234-X99	D	11	11	11	11	11	11	11	11	11	11	11	11	11	11	11	11	11	11	11	11	11	11	11	11
SEE NOTE 11 LEAD FREE OPTION	C	10	10	10	10	10	10	10	10	10	10	10	10	10	10	10	10	10	10	10	10	10	10	10	10
	B	10	10	10	10	10	10	10	10	10	10	10	10	10	10	10	10	10	10	10	10	10	10	10	10
	A	10	10	10	10	10	10	10	10	10	10	10	10	10	10	10	10	10	10	10	10	10	10	10	10

This document is the property of and embodies CONFIDENTIAL and PROPRIETARY information of FCI. No part of the information shown on this document may be used in any way or disclosed to others without the written consent of FCI. Copyright FCI.

mat'l code				tolerances unless otherwise specified			CUSTOMER COPY	FCI www.fciconnect.com
ltr	ecn no.	dr	date	linear	0.X ±0.3		projection	title METRAL SIGNAL HEADER 4 MOD, 4 ROW PRESS-FIT
AH					0.XX ±0.13			
					.XXX ±.051			
				angles	0° ±2°			
				dr	T.BRUNGARD	11/19/99	MM	product family METRAL / code 213
				engr	M.STRAWSER	11/19/99		size A / dwg no 70234
				chr	M.STRAWSER	11/19/99	scale 1:1	sheet 11
				appd	M.STRAWSER	02/29/00		
sheet index	revision sheet							cage code 22526

Pro/E

REV E - 2006-04-18

PDM: Rev:AH STATUS:Released Printed: Feb 20, 2010

PRODUCT NUMBER
70234-XYY
70234-XYYLF

NOTES:

1. FOR DIM A AND B SEE SHEET 2 AND UP.

2. BODY MATERIAL: LIQUID CRYSTAL

   POLYMER 30 % GLASS.

   FLAME RETARDANT ACC. UL 94-V0.

3. PIN MATERIAL:
   PHOSPHOR BRONZE.
4. PLATING ON PRESS-FIT TAIL:
   70234 -XYY IS SnPb
   70234-XYYLF IS SN (LEAD FREE)
   PLATING ON CONTACT AREA CONFORMS TO PERFORMANCE
   LEVEL SHOWN IN TABLE.

5. PRODUCT MARKING:
   PART NUMBER DESIGNATION & BATCH I.D.

6. ALL PRODUCTS WITH PART NUMBERS SHOWN IN
   SUBSEQUENT TABLES WILL BE PACKAGED IN TUBES.
   IF TRAY PACKAGING IS REQUIRED, A SUFFIX "P"
   WILL BE ADDED TO THE END OF THE PART NUMBER.
   EXAMPLE: XXXXX-XXXP OR XXXXX-XXXPLF

7. PRODUCT SPECIFICATION GS-12-180
   APPLICATION SPECIFICATION BUS-20-073

8. AFTER INSERTION INTO CIRCUIT BOARD WITH
   QUALIFIED TOOL.

9. -A PLATING HAS Au FLASH IN PRESS FIT
   AREA (LEAD FREE).

10. THE PRODUCTS WHERE THE PART NUMBER ENDS IN LF MEET THE
    EUROPEAN UNION DIRECTIVES AND OTHER COUNTRY REGULATIONS
    AS DESCRIBED IN GS-22-008.

11. FOR LEAD FREE PART NUMBERS, ADD AN "LF" SUFFIX.
    EXAMPLE: 70234-X01LF

12. ALL PRODUCTS EXCEPT THOSE WITH PART NUMBERS CONTAINING
    (DRAWING NO.)-N1--- OR (DRAWING NO.)-N5---WILL WITHSTAND EXPOSURE
    TO 260°C FOR 60 SECONDS IN A CONVECTION, INFRA-RED OR
    VAPOR PHASE REFLOW OVEN. PART NUMBERS (DRAWING NO.)-N1---
    AND (DRAWINGS NO.)-N5---WILL NOT WITHSTAND REFLOW AND Au CONTACT
    SURFACE OF THE CONTACTS SHALL BE EXPOSED TO A MAXIMIM 140°C FOR
    NO LONGER THAN 15 SECONDS IN A WAVE SOLDER APPLICATION.

mat'l code	--	tolerances unless otherwise specified		CUSTOMER COPY	www.fciconnect.com
ltr / ecn no. / dr / date	AH	linear	0.X ±0.3 / 0.XX ±0.13 / .XXX ±.051	projection	title METRAL SIGNAL HEADER 4 MOD, 4 ROW PRESS-FIT
		angles	0° ±2°		
		dr	T.BRUNGARD 11/19/99	MM	product family METRAL; code 213
		engr	M.STRAWSER 11/19/99		size A; dwg no 70234
		chr	M.STRAWSER 11/19/99	scale 1:1	sheet 12
		appd	M.STRAWSER 02/29/00		
sheet index	revision sheet				

Pro/E

cage code 22526

PDM: Rev:AH STATUS:Released Printed: Feb 20, 2010

This document is the property of and embodies CONFIDENTIAL and PROPRIETARY information of FCI. No part of the information shown on this document may be used in any way or disclosed to others without the written consent of FCI. Copyright FCI.

REV E - 2006-04-18

Компания «ЭлектроПласт» предлагает заключение долгосрочных отношений при поставках импортных электронных компонентов на взаимовыгодных условиях!

Наши преимущества:

- Оперативные поставки широкого спектра электронных компонентов отечественного и импортного производства напрямую от производителей и с крупнейших мировых складов;
- Поставка более 17-ти миллионов наименований электронных компонентов;
- Поставка сложных, дефицитных, либо снятых с производства позиций;
- Оперативные сроки поставки под заказ (от 5 рабочих дней);
- Экспресс доставка в любую точку России;
- Техническая поддержка проекта, помощь в подборе аналогов, поставка прототипов;
- Система менеджмента качества сертифицирована по Международному стандарту ISO 9001;
- Лицензия ФСБ на осуществление работ с использованием сведений, составляющих государственную тайну;
- Поставка специализированных компонентов (Xilinx, Altera, Analog Devices, Intersil, Interpoint, Microsemi, Aeroflex, Peregrine, Syfer, Eurofarad, Texas Instrument, Miteq, Cobham, E2V, MA-COM, Hittite, Mini-Circuits,General Dynamics и др.);

Помимо этого, одним из направлений компании «ЭлектроПласт» является направление «Источники питания». Мы предлагаем Вам помощь Конструкторского отдела:

- Подбор оптимального решения, техническое обоснование при выборе компонента;
- Подбор аналогов;
- Консультации по применению компонента;
- Поставка образцов и прототипов;
- Техническая поддержка проекта;
- Защита от снятия компонента с производства.

Как с нами связаться

Телефон: 8 (812) 309 58 32 (многоканальный)
Факс: 8 (812) 320-02-42
Электронная почта: org@eplast1.ru
Адрес: 198099, г. Санкт-Петербург, ул. Калинина, дом 2, корпус 4, литера А.