

LOC		DIST		REVISIONS			
ES	00	P	LTH	DESCRIPTION	DATE	DWN	APVD
		J9		REV PER ECR-12-020199	22NOV2012	CZ	SZ



THIS DRAWING IS A CONTROLLED DOCUMENT.		DWN D. ZHU	Z0DEC2007		TE Connectivity
DIMENSIONS: INCHES		CHK S. ZHAO	Z0DEC2007		NAME VER RECEP ASSEMBLY SHORT GUIDES, PRESS FIT MULTI-BEAM XLE
TOLERANCES UNLESS OTHERWISE SPECIFIED:		APVD S. ZHAO	-	PRODUCT SPEC	
0 PLC ± .01		PRODUCT SPEC		108-2292	
2 PLC ± .01		APPLICATION SPEC		114-13251	
3 PLC ± .005		WEIGHT		A100779C=6450860	
4 PLC ± .0020		SCALE		N/A	
ANGLES ± .2°		SHEET		1 OF 28	
FINISH		REV		K2	
MATERIAL		CUSTOMER DRAWING		SCALE N/A SHEET 1 OF 28 REV K2	

LOC	DIST	REV	DATE	BY	APPV
ES	00				

- 1 "AMP", PART NUMBER AND DATE CODE TO BE MARKED IN AREA SHOWN
PARTS UNDER 2.00 LONG MAY BE MARKED ON BOTH SIDES
- 2 MATERIAL: HOUSING - GLASS FILLED HIGH TEMP THERMO PLASTIC, UL94 V-0, BLACK.
SIGNAL CONTACT - HIGH CONDUCTIVITY COPPER ALLOY
POWER CONTACT - HIGH CONDUCTIVITY COPPER ALLOY
LP CONTACT - HIGH CONDUCTIVITY COPPER ALLOY
- 3 CONTACT PLATING - NOBLE METAL PLATING ON CONTACT FUNCTIONAL AREA
OF POWER AND SIGNAL CONTACTS
- 4 MECHANICAL CONNECTOR KEEP OUT ZONE
- 5 DATUM AND BASIC DIMENSIONS ESTABLISHED BY CUSTOMER
- 6 PCB - ALL HOLE DIAMETERS ARE FINISHED HOLE SIZES
- 7 PCB - 0.0453 ±.0010 DRILLED HOLES PLATED WITH .0003 MIN Sn
OVER .001 TO .003 Cu PLATING TO ACHIEVE A .040 HOLE
- 8 FOR P/S/LP CONFIGURATION, PLEASE REFER TO SHEET 3.
- 9 FOR LP/S/P CONFIGURATION, PLEASE REFER TO SHEET 3.
- 10 VARIABLE DIMENSIONS SHOW ON TABLE.
- 11 FOR LP/S/LP CONFIGURATION, PLEASE REFER TO SHEET 3.
- 12 SPECIAL DIMENSIONS SEE SHEET 3
- 13 RECOMMEND USING CUSTOMER SUPPLIED SCREWS TO SECURE TO BOARD
TYCO P/N: 19024-2. RECOMMEND TORQUE IS TBD.
ASSUMING A CARD THICKNESS OF TBD, FINAL SCREW LENGTH AND CARD THICKNESS ARE FACTORS TO BE
CONSIDERED IF APPLYING A SCREW FOR AN APPLICATION AND MAY VARY FOR EACH APPLICATION.

W	U	K	S	T	D	R	L	DESCRIPTION	PART NUMBER
1.850	.250	.250	.170	1.690	.425	1.100	2.040	2P + 24S + 2P	5-6450860-2
1.185	-	-	.1025	1.025	.2725	.705	1.375	2LP + 16S + 2LP	4-6450860-8
2.850	.250	.250	.170	2.690	.925	1.600	3.040	4P + 24S + 4P	4-6450860-7
2.150	.250	.250	.170	1.990	.475	1.400	2.340	2P + 32S + 2P	4-6450860-6
2.705	.115	.170	.170	2.545	1.800	2.1575	2.895	3ACP+3P+12S+2LP	4-6450860-5
4.450	.250	.250	.170	4.290	1.925	2.200	4.640	8P + 8S + 8P	4-6450860-4
1.400	.250	.250	.145	1.240	.425	.700	1.590	2P + 8S + 2P	4-6450860-3
1.330	.250	-	.1275	1.170	.2725	.5725	1.520	2LP + 8S + 2P	4-6450860-2
2.400	.200	.200	.145	2.240	.775	1.350	2.590	4HDP + 20S + 4HDP	4-6450860-1
1.350	-	-	.170	1.190	.175	.850	1.540	1P + 24S + 1P	4-6450860-0
1.360	-	.230	.1275	1.200	.4775	.8525	1.550	4LP + 12S + 1P	3-6450860-9
2.550	.250	.250	.170	2.390	.475	1.800	2.740	2P + 48S + 2P	3-6450860-6
3.850	.250	.250	.170	3.690	1.425	2.100	4.040	6P + 24S + 6P	3-6450860-5
1.075	-	-	.1025	.915	.2725	.480	1.265	2LP + 8S + 3LP	3-6450860-4
1.330	.250	-	.1275	1.170	.2725	.5725	1.520	2LP + 8S + 2P	3-6450860-3
1.800	.250	.250	.220	1.640	.450	.950	1.990	2P + 16S + 2P	3-6450860-2
2.870	.230	.230	.1525	2.710	.6550	2.2125	3.060	4LP + 60S + 4LP	3-6450860-1
.975	-	-	.1025	.815	.2725	.380	1.165	2LP + 4S + 3LP	3-6450860-0
1.950	.250	.250	.170	1.790	.475	1.200	2.140	2P + 24S + 2P	2-6450860-9
2.550	.250	.250	.170	2.390	.925	1.300	2.740	4P + 12S + 4P	2-6450860-8
5.635	.250	.250	.170	5.475	.475	1.885	5.825	2P + 32S + 4LP + 14P	2-6450860-6
3.570	.250	.230	.1525	3.410	2.1125	2.8375	3.760	18LP + 24S + 2P	2-6450860-5
6.050	.250	.250	.145	5.890	1.950	3.850	6.240	8P + 72S + 8P	2-6450860-1
1.950	.250	.250	.170	1.790	.475	1.200	2.140	2P + 24S + 2P	2-6450860-0
3.350	.200	.200	.170	3.190	1.175	1.850	3.540	6HDP + 24S + 6HDP	1-6450860-7
-	.250	.230	.1275	2.205	.7325	1.4075	2.555	6LP + 24S + 3P	1-6450860-6
2.450	.200	.200	.170	2.290	.775	1.350	2.640	4HDP + 20S + 4HDP	1-6450860-5
2.150	.200	.200	.170	1.990	.775	1.050	2.340	4HDP + 8S + 4HDP	1-6450860-4
2.450	-	.250	.170	2.290	.925	1.200	2.640	4P + 8S + 4P	1-6450860-3
3.450	-	.250	.170	3.290	1.425	1.700	3.640	6P + 8S + 6P	1-6450860-2
2.800	.300	.250	.170	2.640	.925	1.700	2.990	4P + 28S + 3ACP	1-6450860-0
2.510	-	-	.170	2.350	.455	1.6875	2.700	1P+2LP+48S+2LP+1P	6450860-9
2.800	.300	.250	.170	2.640	.925	1.700	2.990	4P + 28S + 3ACP	6450860-7
2.425	.250	.300	.170	2.265	.500	1.175	2.615	2ACP + 24S + 4P	6450860-6
3.665	-	.230	.1025	3.505	.7325	1.4075	3.855	6LP + 24S + 10P	6450860-5
2.530	-	.250	.170	2.370	1.175	1.9825	2.720	5P + 32S + 2LP	6450860-4
5.545	.230	.250	.195	5.385	2.975	4.2325	5.735	12P + 48S + 8LP	6450860-3
5.200	.200	.300	.195	5.040	1.150	2.475	5.390	4ACP + 48S + 12HDP	6450860-2
.985	-	-	.1025	.825	.2725	.505	1.175	2LP + 8S + 2LP	6450860-1
D	T	S	K	U	W	R	L	DESCRIPTION	PART NUMBER

THIS DRAWING IS A CONTROLLED DOCUMENT.

DMN: D. ZHU
 CHN: S. ZHAO
 APVD: S. ZHAO

DATE: 20DEC2007

PRODUCT SPEC: 108-2292
 APPLICATION SPEC: 114-13251

SIZE: A1
 CAGE CODE: 100779
 DRAWING NO: 6450860

SCALE: N/A
 SHEET: 2 OF 28
 REV: K2

STE TE Connectivity
 VER RECP ASSEMBLY
 SHORT GUIDES, PRESS FIT
 MULTI-BEAM XLE

LOC		DIST		REVISIONS			
ES	00	P	LTM	DESCRIPTION	DATE	DWN	APVD
		-	-	SEE SHEET 1	-	-	-



FOR P/S/LP CONFIGURATION
 UNSPECIFIED DIMENSION REFER TO SHEET 1



FOR LP/S/P CONFIGURATION
 UNSPECIFIED DIMENSION REFER TO SHEET 1



FOR PART 2-6450860-6

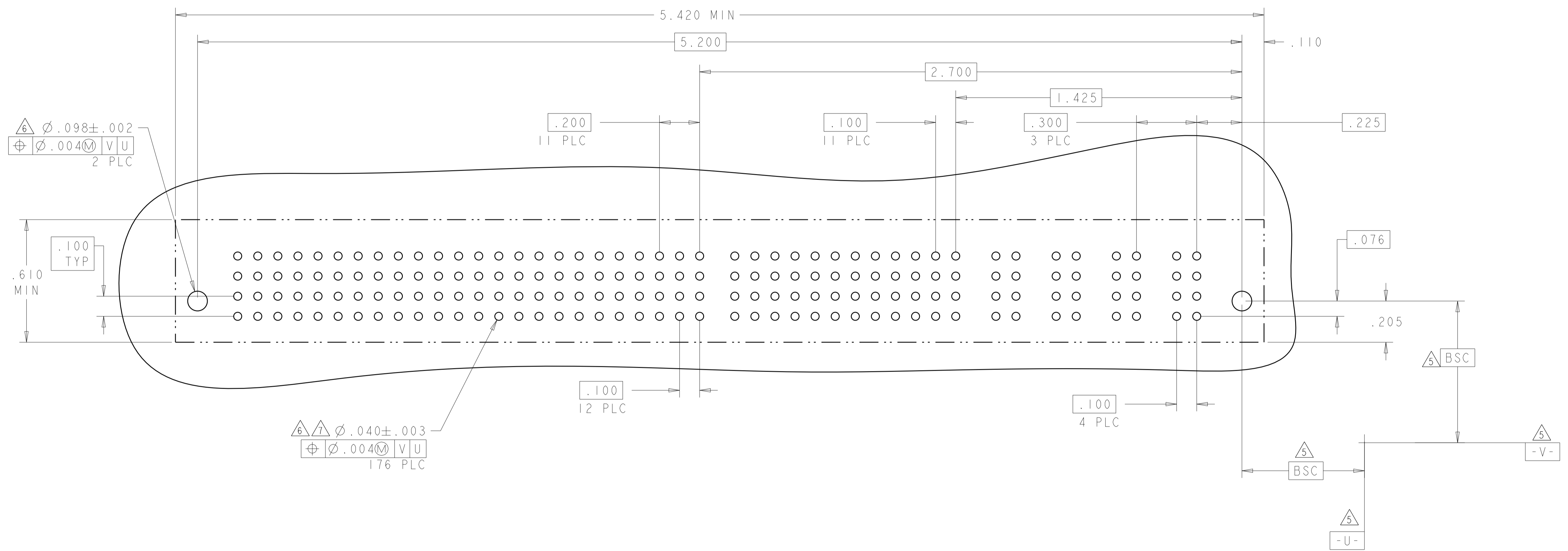


FOR LP/S/LP(6450860-1 AND 3-6450860-0) CONFIGURATION
 UNSPECIFIED DIM REFER TO SHEET 1

THIS DRAWING IS A CONTROLLED DOCUMENT.		DWN: D. ZHU	20DEC2007	TE Connectivity
DIMENSIONS: INCHES		CHK: S. ZHAO	20DEC2007	
TOLERANCES UNLESS OTHERWISE SPECIFIED:		APVD: S. ZHAO		NAME: VER RECEP ASSEMBLY SHORT GUIDES, PRESS FIT MULTI-BEAM XLE
0 PLC ±		PRODUCT SPEC		SIZE: A1
1 PLC ±.01		108-2292		CAGE CODE: 6450860
2 PLC ±.01		APPLICATION SPEC		RESTRICTED TO:
3 PLC ±.005		114-13251		
4 PLC ±.0020		WEIGHT		
ANGLES ±.7°		CUSTOMER DRAWING		
MATERIAL		SCALE: N/A	SHEET 3 OF 28	REV: K2

LOC	DIST	REVISIONS			
P	LTN	DESCRIPTION	DATE	DWN	APVD
-	-	SEE SHEET 1	-	-	-

PART NUMBER	ROWS	POWER												SIGNAL												POWER			
		P16	P15	P14	P13	P12	P11	P10	P9	P8	P7	P6	P5	12	11	10	9	8	7	6	5	4	3	2	1	P4	P3	P2	P1
6450860-2	D C B A	GS	GS	GS	GS	GS	GS	GS	GS	GS	GS	GS	GS	AP	AP	AP	AP	AP	AP	AP	AP	AP	AP	AP	AP	GS	GS	GS	GS
		GS	GS	GS	GS	GS	GS	GS	GS	GS	GS	GS	GS	AP	AP	AP	AP	AP	AP	AP	AP	AP	AP	AP	AP	GS	GS	GS	GS
		GS	GS	GS	GS	GS	GS	GS	GS	GS	GS	GS	GS	AP	AP	AP	AP	AP	AP	AP	AP	AP	AP	AP	AP	GS	GS	GS	GS
		GS	GS	GS	GS	GS	GS	GS	GS	GS	GS	GS	GS	AP	AP	AP	AP	AP	AP	AP	AP	AP	AP	AP	AP	GS	GS	GS	GS
4ACP + 48S + 12HDP																													



LSI	STD LP POWER PRESS FIT CONTACT
GP	MFBL POWER PRESS FIT CONTACTS
GS	STD POWER PRESS FIT CONTACTS
AP	SIGNAL PRESS FIT CONTACT
CODE	DESCRIPTION
CONTACT TABLE	

THIS DRAWING IS A CONTROLLED DOCUMENT.

DIMENSIONS:	TOLERANCES UNLESS OTHERWISE SPECIFIED:	DWN	D. ZHU	20DEC2007
INCHES	0 PLC ± .01	CHK	S. ZHAO	20DEC2007
	2 PLC ± .01	APVD	S. ZHAO	-
	3 PLC ± .005	NAME	VER RECEP ASSEMBLY SHORT GUIDES, PRESS FIT MULTI-BEAM XLE	
	4 PLC ± .0020	PRODUCT SPEC	108-2292	
	ANGLES ± .020	APPLICATION SPEC	114-13251	
MATERIAL	FINISH	SIZE	CAGE CODE	DRAWING NO
-	-	A1	00779	6450860
CUSTOMER DRAWING		SCALE	N/A	SHEET 4 OF 28

RESTRICTED TO: REV K2

LOC	DIST	REVISIONS			
		REV	DATE	BY	APPV
ES	00	-	-	-	-
		SEE SHEET 1			

PART NUMBER	ROWS	SIGNAL														POWER																
		LP8	LP7	LP6	LP5	LP4	LP3	LP2	LPI	I2	I1	I0	9	8	7	6	5	4	3	2	1	P12	P11	P10	P9	P8	P7	P6	P5	P4	P3	P2
6450860-3	D									AP	AP	AP	AP	AP	AP	AP	AP	AP	AP	AP	GS	GS	GS	GS	GS	GS	GS	GS	GS	GS	GS	GS
	C									AP	AP	AP	AP	AP	AP	AP	AP	AP	AP	AP	GS	GS	GS	GS	GS	GS	GS	GS	GS	GS	GS	GS
	B	LSI	LSI	LSI	LSI	LSI	LSI	LSI		AP	AP	AP	AP	AP	AP	AP	AP	AP	AP	AP	GS	GS	GS	GS	GS	GS	GS	GS	GS	GS	GS	
	A									AP	AP	AP	AP	AP	AP	AP	AP	AP	AP	AP	GS	GS	GS	GS	GS	GS	GS	GS	GS	GS	GS	

12P + 48S + 8LP



THIS DRAWING IS A CONTROLLED DOCUMENT.		OWN: D. ZHU	20DEC2007	TE Connectivity
DIMENSIONS: INCHES		CHK: S. ZHAO	20DEC2007	
TOLERANCES UNLESS OTHERWISE SPECIFIED: 0 PLC ±. 1 PLC ±.01 2 PLC ±.01 3 PLC ±.005 4 PLC ±.0020 ANGLES ±.2° FINISH		APVD: S. ZHAO		NAME: VER RECEP ASSEMBLY PRODUCT SPEC: 108-2292 APPLICATION SPEC: SIZE: 114-13251 WEIGHT:
MATERIAL:		CUSTOMER DRAWING		RESTRICTED TO: A100779C=6450860 SCALE: N/A SHEET 5 OF 28 REV: K2

LOC	DIST	REVISIONS			
P	LTN	DESCRIPTION	DATE	OWN	APVD
-	-	SEE SHEET 1	-	-	-

PART NUMBER	ROWS	POWER				SIGNAL					POWER		HD
		P6	P5	P4	P3	6	5	4	3	2	1	P2	
6450860-6	D	GS	GS	GS	GS	AP	AP	AP	AP	AP	AP	GS	GS
	C					AP	AP	AP	AP	AP	AP		
	B					AP	AP	AP	AP	AP	AP		
	A					AP	AP	AP	AP	AP	AP		
2ACP + 24S + 4P													

PART NUMBER	ROWS	LP2	LPI	SIGNAL								POWER					HD
				8	7	6	5	4	3	2	1	P5	P4	P3	P2	P1	
6450860-4	D	LSI		AP	AP	AP	AP	AP	AP	AP	AP	AP	GS	GP	GS	GP	GP
	C			AP	AP	AP	AP	AP	AP	AP	AP						
	B			AP	AP	AP	AP	AP	AP	AP	AP						
	A			AP	AP	AP	AP	AP	AP	AP	AP						
5P + 32S + 2LP																	

NO CONTACT LOADED



THIS DRAWING IS A CONTROLLED DOCUMENT.

DIMENSIONS: INCHES	TOLERANCES UNLESS OTHERWISE SPECIFIED: 0 PLC ±. 1 PLC ±.01 2 PLC ±.01 3 PLC ±.005 4 PLC ±.002 ANGLES ±.2°	FINISH	FINISH
-----------------------	---	--------	--------

OWN: D. ZHU	20DEC2007	 TE Connectivity
CHK: S. ZHAO	20DEC2007	
APVD: S. ZHAO		
NAME:		
PRODUCT SPEC	108-2292	VER RECEP ASSEMBLY SHORT GUIDES, PRESS FIT MULTI-BEAM XLE
APPLICATION SPEC	114-13251	SIZE: CAGE CODE: DRAWING NO: RESTRICTED TO
WEIGHT:		A100779C=6450860
CUSTOMER DRAWING	SCALE: N/A	SHEET 6 OF 28

LOC		DIST		REVISIONS				
ES	00	P	LTN	DESCRIPTION	DATE	DMN	APVD	
		-		SEE SHEET 1				

PART NUMBER	ROWS	POWER										SIGNAL						POWER					
		P10	P9	P8	P7	P6	P5	P4	P3	P2	P1	6	5	4	3	2	1	LP6	LP5	LP4	LP3	LP2	LP1
6450860-5	D C B A	GS	GS	GS	GS	GS	GS	GS	GS	GS	GS	AP	AP	AP	AP	AP	AP	LSI			LSI		
		GS	GS	GS	GS	GS	GS	GS	GS	GS	GS	AP	AP	AP	AP	AP	AP	LSI			LSI		
		GS	GS	GS	GS	GS	GS	GS	GS	GS	GS	AP	AP	AP	AP	AP	AP	LSI			LSI		
		GS	GS	GS	GS	GS	GS	GS	GS	GS	GS	AP	AP	AP	AP	AP	AP	LSI			LSI		



THIS DRAWING IS A CONTROLLED DOCUMENT.		DMN: D.ZHU	20DEC2007	TE Connectivity
DIMENSIONS: INCHES		CHK: S.ZHAO	20DEC2007	
TOLERANCES UNLESS OTHERWISE SPECIFIED: 0 PLC ± 1 PLC ±.01 2 PLC ±.01 3 PLC ±.005 4 PLC ±.0020 ANGLES ±2°		APVD: S.ZHAO	-	NAME: VER RECEP ASSEMBLY SHORT GUIDES, PRESS FIT MULTI-BEAM XLE
MATERIAL: -		FINISH: -	APPLIC: 108-2292	SIZE: A100779
CUSTOMER DRAWING		SCALE: N/A	SHEET: 7 OF 28	REV: K2

LOC	DIST	REVISIONS			
P	LTN	DESCRIPTION	DATE	DMN	APVD
-	-	SEE SHEET 1	-	-	-

PART NUMBER	ROWS	POWER				SIGNAL					POWER					
		P7	P6	P5		7	6	5	4	3	2	1	P4	P3	P2	P1
6450860-7	D C B A	HD	GS	GS			AP	AP	AP	AP	AP		GS	GS	GS	GS
							AP	AP	AP	AP	AP					
							AP	AP	AP	AP	AP					
							AP	AP	AP	AP	AP					
4P + 28S + 3ACP																

NO CONTACTS LOADED

PART NUMBER	ROWS	POWER		SIGNAL		POWER	
		P4	P3	2	1	P2	P1
6450860-1	D C B A	LSI	LSI	AP	AP	LSI	LSI
				AP	AP		
				AP	AP		
				AP	AP		
2LP + 8S + 2LP							



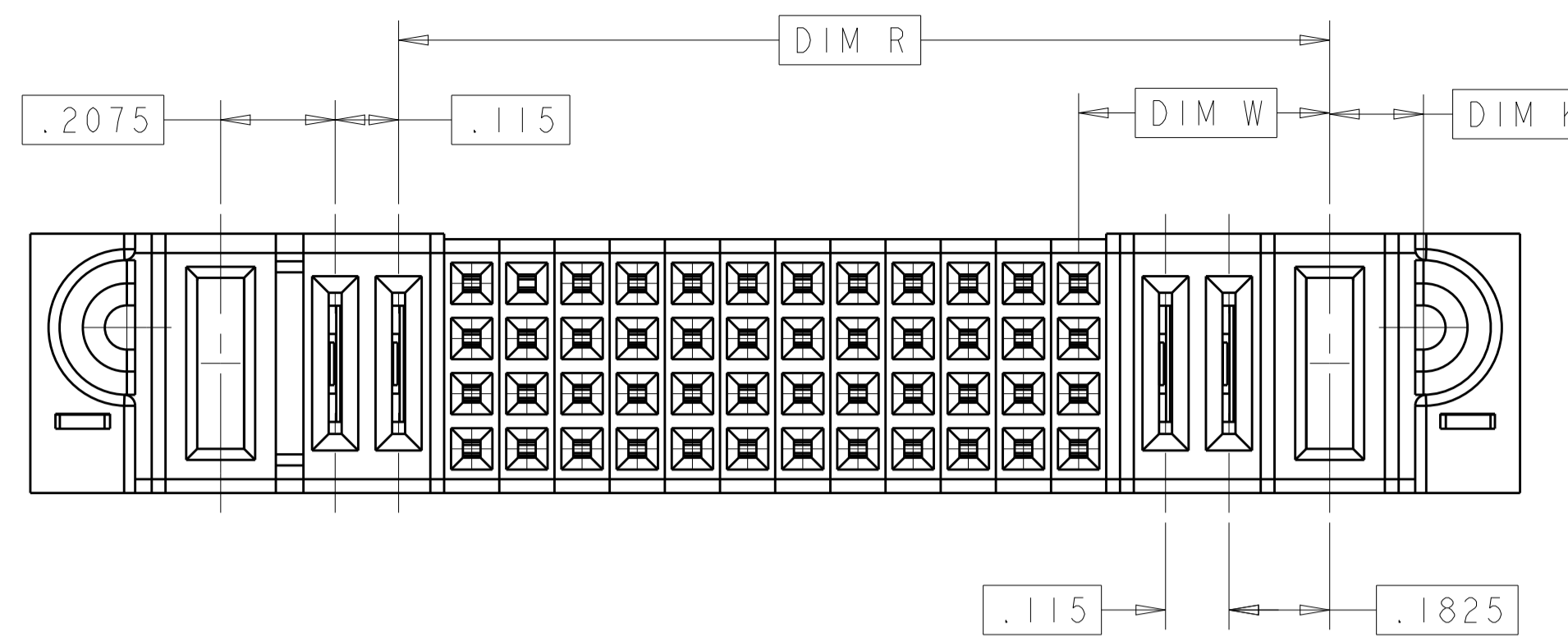
THIS DRAWING IS A CONTROLLED DOCUMENT.

DIMENSIONS: INCHES	TOLERANCES UNLESS OTHERWISE SPECIFIED: 0 PLC ±. 1 PLC ±.01 2 PLC ±.01 3 PLC ±.005 4 PLC ±.0020 ANGLES ±.2°	FINISH	DMN: D. ZHU CHK: S. ZHAO APVD: S. ZHAO	PRODUCT SPEC: 108-2292 APPLICATION SPEC: 114-13251	NAME: VER RECEP ASSEMBLY SHORT GUIDES, PRESS FIT MULTI-BEAM XLE
MATERIAL			SIZE: 114-13251 WEIGHT	RESTRICTED TO: A100779C=6450860	SCALE: N/A SHEET 8 OF 28 REV: K2

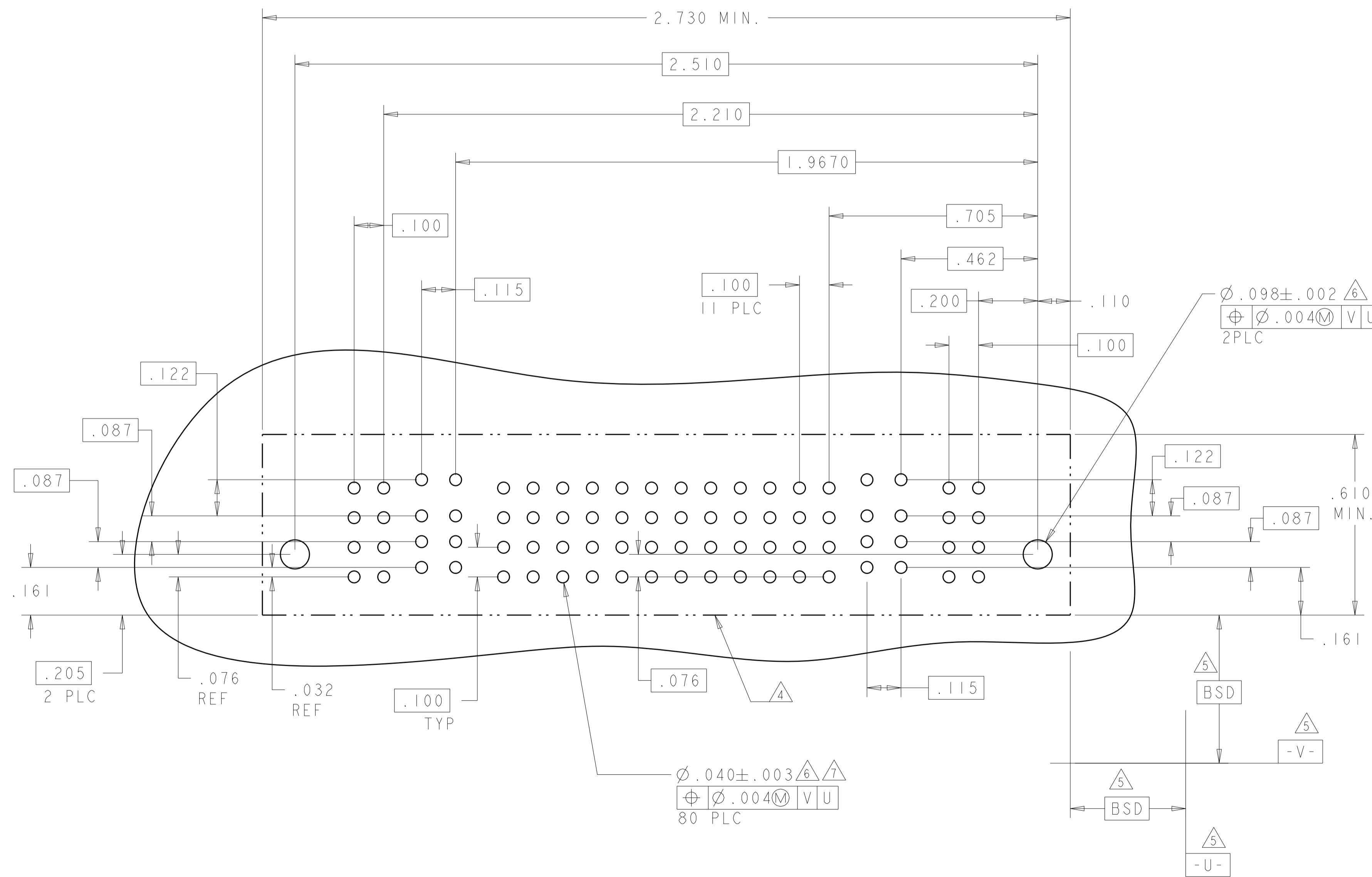
CUSTOMER DRAWING

LOC	DIST	REVISIONS			
ES	00	REV	DATE	BY	APPD
		1	SEE SHEET 1		

PART NUMBER	ROWS	POWER			SIGNAL										POWER					
		P2	LP4	LP3	12	11	10	9	8	7	6	5	4	3	2	1	LP2	LPI	PI	
6450860-9	D	GP	LSI	LSI	AP	AP	AP	AP	AP	AP	AP	AP	AP	AP	AP	AP	AP	LSI	LSI	GP
	C				AP	AP	AP	AP	AP	AP	AP	AP	AP	AP	AP	AP	AP	LSI	LSI	GP
	B				AP	AP	AP	AP	AP	AP	AP	AP	AP	AP	AP	AP	AP	LSI	LSI	GP
	A				AP	AP	AP	AP	AP	AP	AP	AP	AP	AP	AP	AP	AP	LSI	LSI	GP
IP + 2LP + 48S + 2LP + IP																				

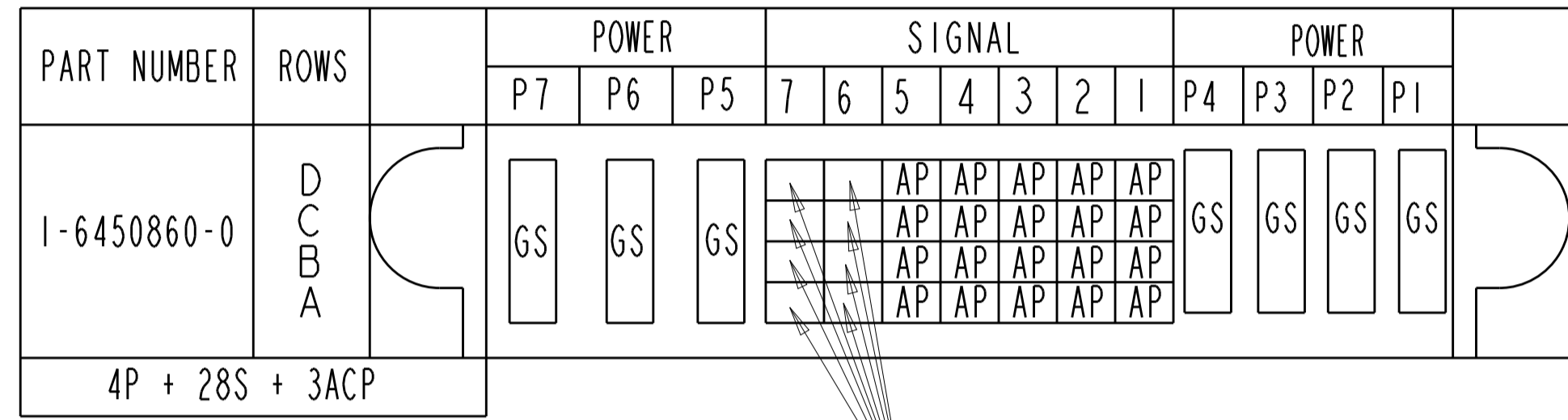


P/N: 6450860-9 CONFIGURATION
 UNSPECIFIED DIMENSION REFER TO SHEET 1



THIS DRAWING IS A CONTROLLED DOCUMENT.		OWN: D. ZHU CHK: S. ZHAO APPD: S. ZHAO	20DEC2007 20DEC2007	TE Connectivity VER RECEP ASSEMBLY SHORT GUIDES, PRESS FIT MULTI-BEAM XLE
DIMENSIONS: INCHES	TOLERANCES UNLESS OTHERWISE SPECIFIED:	PRODUCT SPEC: 108-2292 APPLICATION SPEC: 114-13251 WEIGHT: - CUSTOMER DRAWING		
0 PLC ±. 1 PLC ±.01 2 PLC ±.01 3 PLC ±.005 4 PLC ±.0020 ANGLES ±.2°	0 PLC ±. 1 PLC ±.01 2 PLC ±.01 3 PLC ±.005 4 PLC ±.0020 ANGLES ±.2°	SIZE: A1 CAGE CODE: 100779 DRAWING NO: 6450860 SCALE: N/A SHEET: 9 of 28 REV: K2		

LOC		DIST		REVISIONS				
ES	00	REV	DATE	BY	CHK	APPV	DESCRIPTION	
-	-	-	-	-	-	-	SEE SHEET 1	



NO CONTACTS LOADED



THIS DRAWING IS A CONTROLLED DOCUMENT.

DWN: D.ZHU 20DEC2007
 CHK: S.ZHAO 20DEC2007
 APVD: S.ZHAO

TE Connectivity

VER RECEPTOR ASSEMBLY
 SHORT GUIDES, PRESS FIT
 MULTI-BEAM XLE

PRODUCT SPEC: 108-2292
 APPLICATION SPEC: 114-13251

SIZE: A1
 CAGE CODE: 00779
 DRAWING NO: 6450860

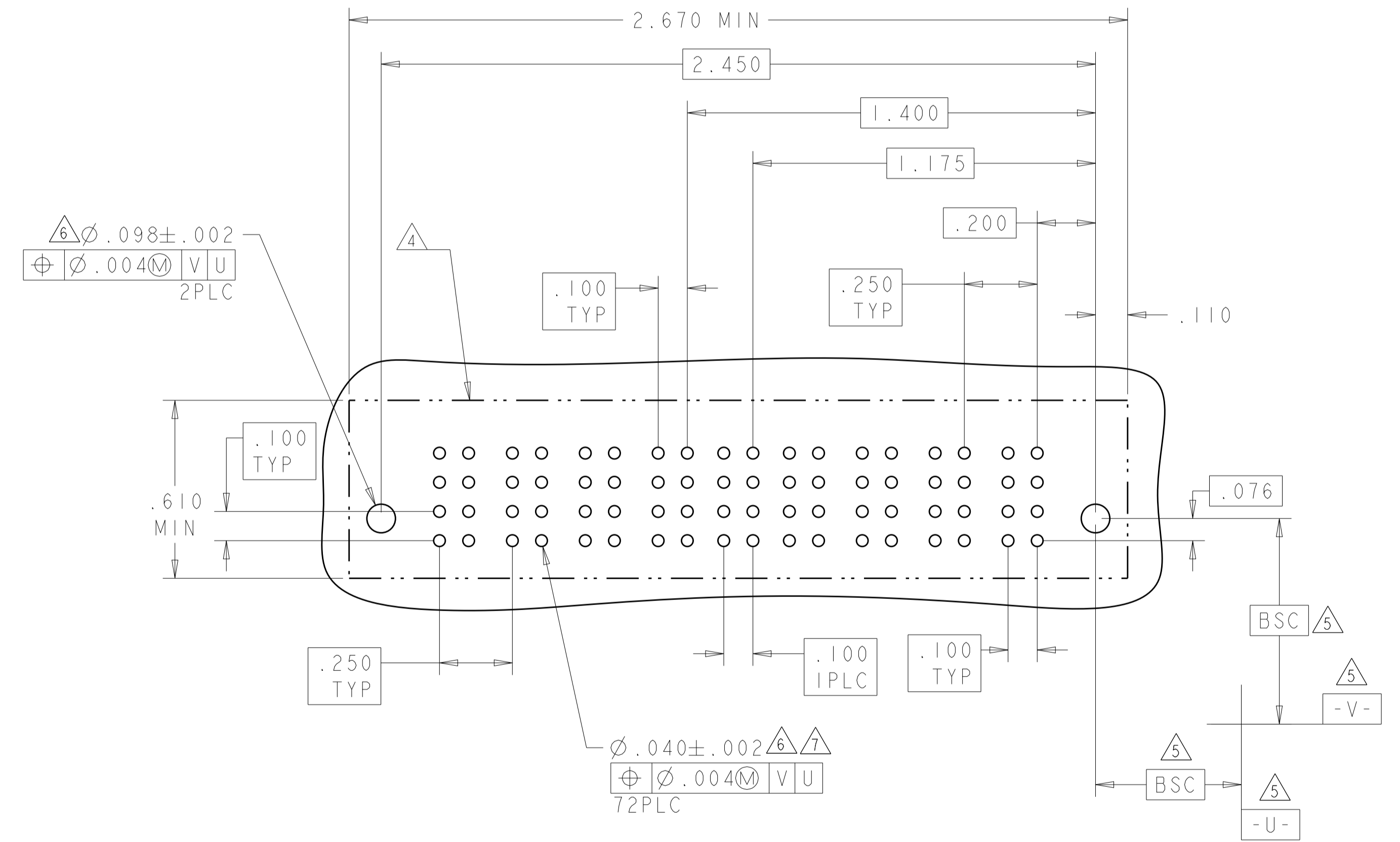
SCALE: N/A
 SHEET: 10 OF 28
 REV: K2

CUSTOMER DRAWING

LOC		DIST		REVISIONS			
ES	00	P	LTN	DESCRIPTION	DATE	OWN	APVD
				SEE SHEET 1			

PART NUMBER	ROWS	POWER						SIGNAL		POWER					
		P12	P11	P10	P9	P8	P7	2	1	P6	P5	P4	P3	P2	P1
1-6450860-2	D C B A	GS	GS	GS	GS	GS	GS	AP AP	AP AP	GS	GS	GS	GS	GS	GS
		6P + 8S + 6P													

PART NUMBER	ROWS	POWER				SIGNAL		POWER			
		P8	P7	P6	P5	2	1	P4	P3	P2	P1
1-6450860-3	D C B A	GS	GS	GS	GS	AP AP	AP AP	GS	GS	GS	GS
		4P + 8S + 4P									



THIS DRAWING IS A CONTROLLED DOCUMENT.

DIMENSIONS:	TOLERANCES UNLESS OTHERWISE SPECIFIED:	OWN: D. ZHU	20DEC2007	STE TE Connectivity
INCHES	0 PLC ± .01 2 PLC ± .01 3 PLC ± .01 4 PLC ± .005 ANGLES ± .0020	CHK: S. ZHAO	20DEC2007	
MATERIAL:	FINISH:	APVD: S. ZHAO	NAME:	VER RECEPT ASSEMBLY SHORT GUIDES, PRESS FIT MULTI-BEAM XLE
		PRODUCT SPEC: 108-2292	APPLICATION SPEC: 114-13251	SIZE: A1
		WEIGHT:	CAGE CODE: 6450860	RESTRICTED TO:
		CUSTOMER DRAWING	SCALE: N/A	SHEET 11 OF 28

LOC	DIST	REVISIONS			
P	LTN	DESCRIPTION	DATE	DMN	APVD
-	-	SEE SHEET 1	-	-	-

PART NUMBER	ROWS	POWER				SIGNAL		POWER			
		P8	P7	P6	P5	2	1	P4	P3	P2	P1
1-6450860-4	D C B A	GS	GS	GS	GS	AP	AP	GS	GS	GS	GS
						AP	AP				
						AP	AP				
						AP	AP				
4HDP + 8S + 4HDP											

PART NUMBER	ROWS	POWER				SIGNAL					POWER			
		P8	P7	P6	P5	5	4	3	2	1	P4	P3	P2	P1
1-6450860-5	D C B A	GS	GS	GS	GS	AP	AP	AP	AP	AP	GS	GS	GS	GS
						AP	AP	AP	AP	AP				
						AP	AP	AP	AP	AP				
						AP	AP	AP	AP	AP				
4HDP + 20S + 4HDP														



THIS DRAWING IS A CONTROLLED DOCUMENT.

DIMENSIONS: INCHES	TOLERANCES UNLESS OTHERWISE SPECIFIED: 0 PLC ±. 1 PLC ±.01 2 PLC ±.01 3 PLC ±.005 4 PLC ±.0020 ANGLES ±7°	FINISH	FINISH
-----------------------	---	--------	--------

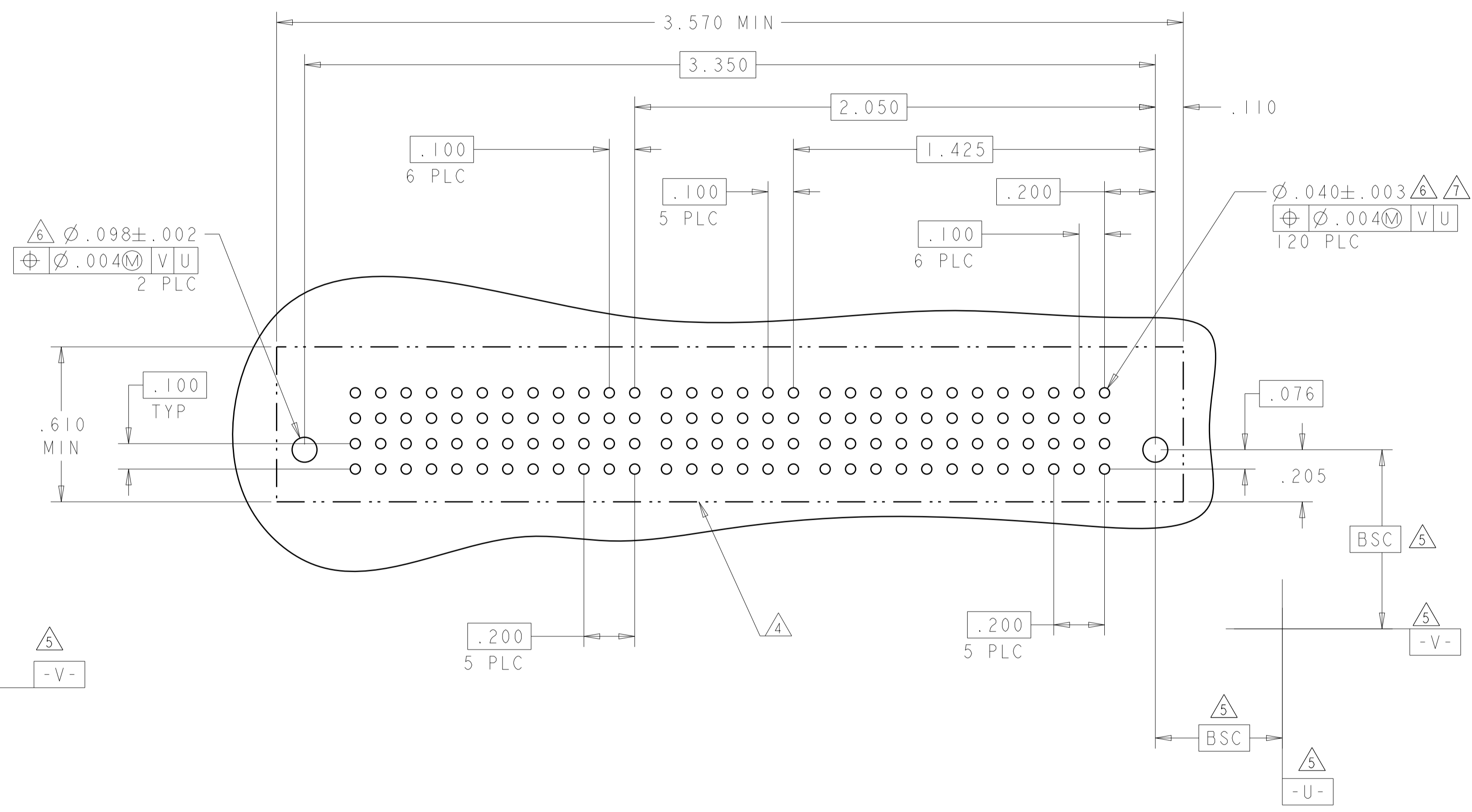
DMN: D. ZHU	20DEC2007	TE Connectivity VER RECEP ASSEMBLY SHORT GUIDES, PRESS FIT MULTI-BEAM XLE										
CHK: S. ZHAO	20DEC2007											
APVD: S. ZHAO	-											
NAME	-											
PRODUCT SPEC	108-2292	SIZE	CAGE CODE	DRAWING NO	RESTRICTED TO							
APPLICATION SPEC	114-13251	A1	00779	C=6450860	-							
MATERIAL	-	WEIGHT	-	CUSTOMER DRAWING	SCALE	N/A	SHEET	12	OF	28	REV	K2

LOC	DIST	REV	DATE	BY	APPV
ES	00				

REVISIONS		DATE	BY	APPV
1	SEE SHEET 1			

PART NUMBER	ROWS	POWER			SIGNAL						POWER					
		P3	P2	P1	6	5	4	3	2	1	LP6	LP5	LP4	LP3	LP2	LP1
I-6450860-6	D C B A	GS	GS	GS	AP	AP	AP	AP	AP	AP	LSI	LSI	LSI	LSI	LSI	LSI
					AP	AP	AP	AP	AP	AP						
					AP	AP	AP	AP	AP	AP						
6LP + 24S + 3P																

PART NUMBER	ROWS	POWER						SIGNAL						POWER					
		P12	P11	P10	P9	P8	P7	6	5	4	3	2	1	P6	P5	P4	P3	P2	P1
I-6450860-7	D C B A	GS	GS	GS	GS	GS	GS	AP	AP	AP	AP	AP	AP	GS	GS	GS	GS	GS	GS
								AP	AP	AP	AP	AP	AP						
								AP	AP	AP	AP	AP	AP						
6HDP + 24S + 6HDP																			

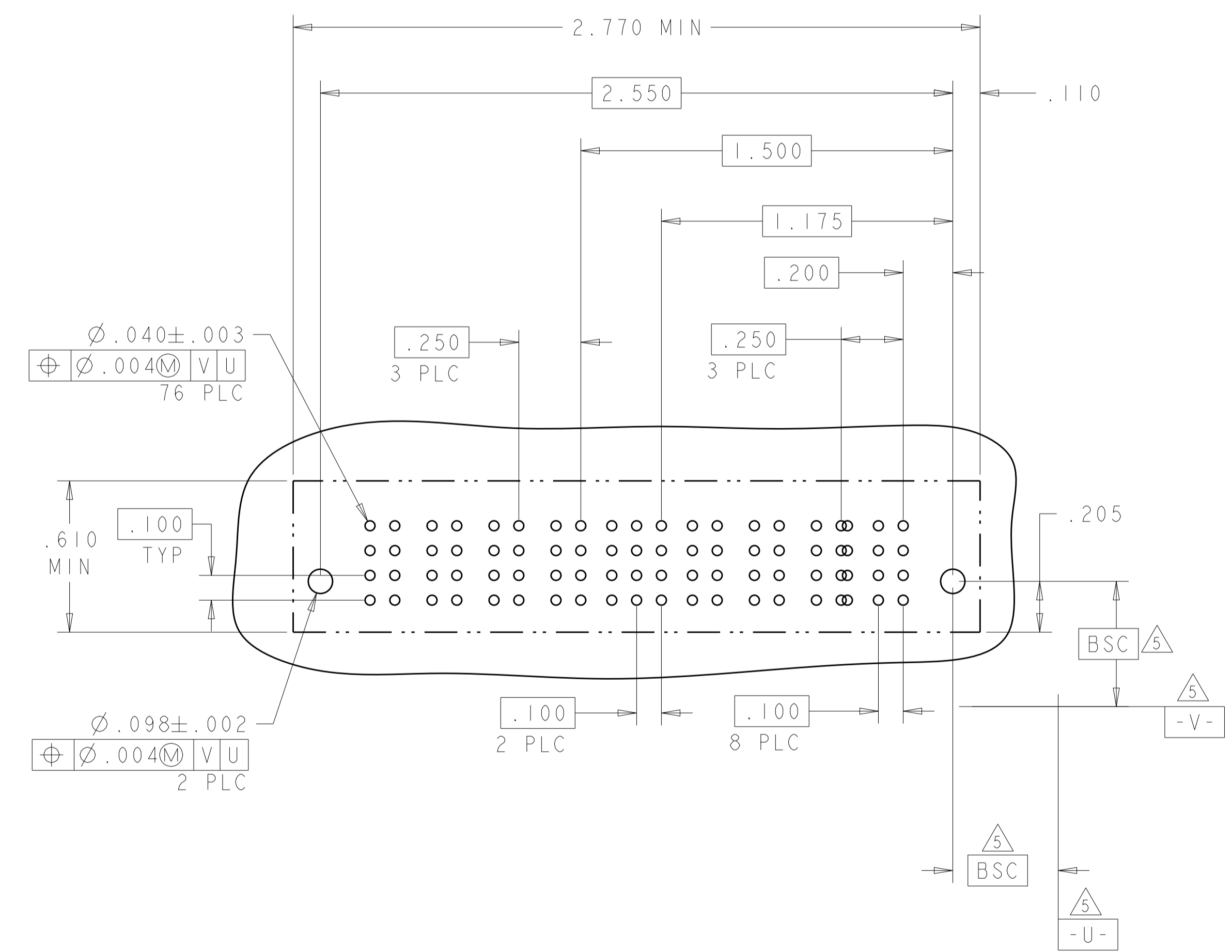
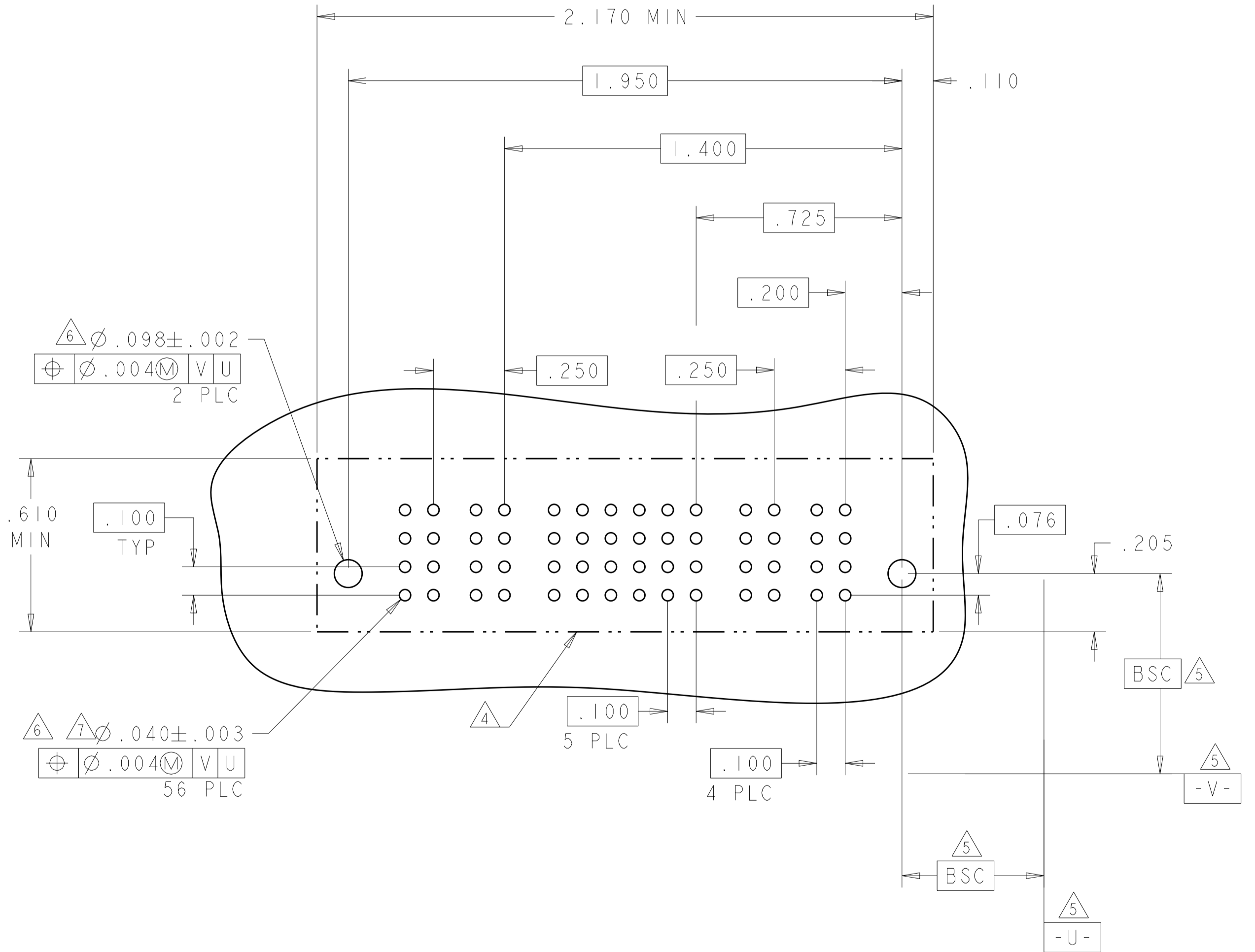


THIS DRAWING IS A CONTROLLED DOCUMENT.		OWN: D. ZHU	20DEC2007	 TE Connectivity
DIMENSIONS: INCHES		CHK: S. ZHAO	20DEC2007	
TOLERANCES UNLESS OTHERWISE SPECIFIED:		APVD: S. ZHAO		VER RECEP ASSEMBLY SHORT GUIDES, PRESS FIT MULTI-BEAM XLE
0 PLC ± .01		PRODUCT SPEC		
1 PLC ± .01		APPLICATION SPEC		SIZE: CAGE CODE DRAWING NO A100779C=6450860
2 PLC ± .01		WEIGHT		
3 PLC ± .005		CUSTOMER DRAWING		SCALE: N/A SHEET 13 OF 28 REV: K2
4 PLC ± .0020				
ANGLES ± .0020				
FINISH				

LOC		DIST		REVISIONS				
P	LTN	DATE	DMN	APVD	DESCRIPTION	DATE	DMN	APVD
-	-	-	-	-	SEE SHEET 1	-	-	-

PART NUMBER	ROWS	POWER		SIGNAL						POWER			
		P4	P3	6	5	4	3	2	1	P2	P1		
2-6450860-0	D	GS	GS	AP	AP	AP	AP	AP	AP	GS	GS		
	C			AP	AP	AP	AP	AP	AP				
	B			AP	AP	AP	AP	AP	AP				
	A			AP	AP	AP	AP	AP	AP				
		2P + 24S + 2P											

PART NUMBER	ROWS	POWER				SIGNAL			POWER				
		P8	P7	P6	P5	3	2	1	P4	P3	P2	P1	
2-6450860-8	D	GS	GS	GS	GS	AP	AP	AP	GS	GS	GS	GS	
	C					AP	AP	AP					
	B					AP	AP	AP					
	A					AP	AP	AP					
		4P + 12S + 4P											



THIS DRAWING IS A CONTROLLED DOCUMENT.

DIMENSIONS: INCHES	TOLERANCES UNLESS OTHERWISE SPECIFIED: 0 PLC ±. 2 PLC ±.01 3 PLC ±.005 4 PLC ±.0020 ANGLES ±.7°	FINISH	FINISH
-----------------------	--	--------	--------

OWN: D. ZHU	20DEC2007	TE Connectivity VER RECEP ASSEMBLY SHORT GUIDES, PRESS FIT MULTI-BEAM XLE
CHK: S. ZHAO	20DEC2007	
APVD: S. ZHAO	-	
NAME	-	
MATERIAL	-	SIZE: CAGE CODE: DRAWING NO: A100779
WEIGHT	-	SCALE: N/A SHEET 14 OF 28
CUSTOMER DRAWING	-	REV: K2

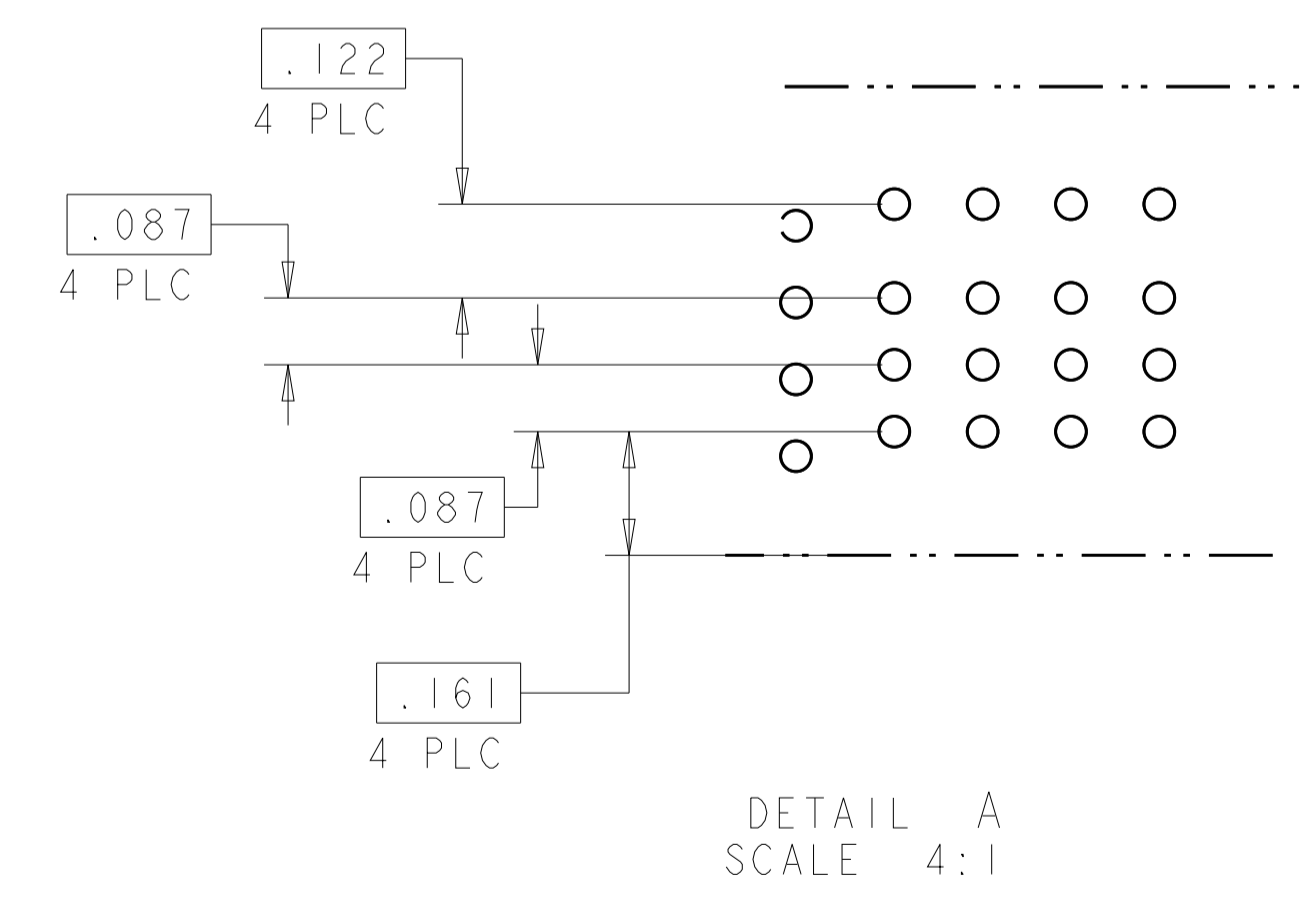
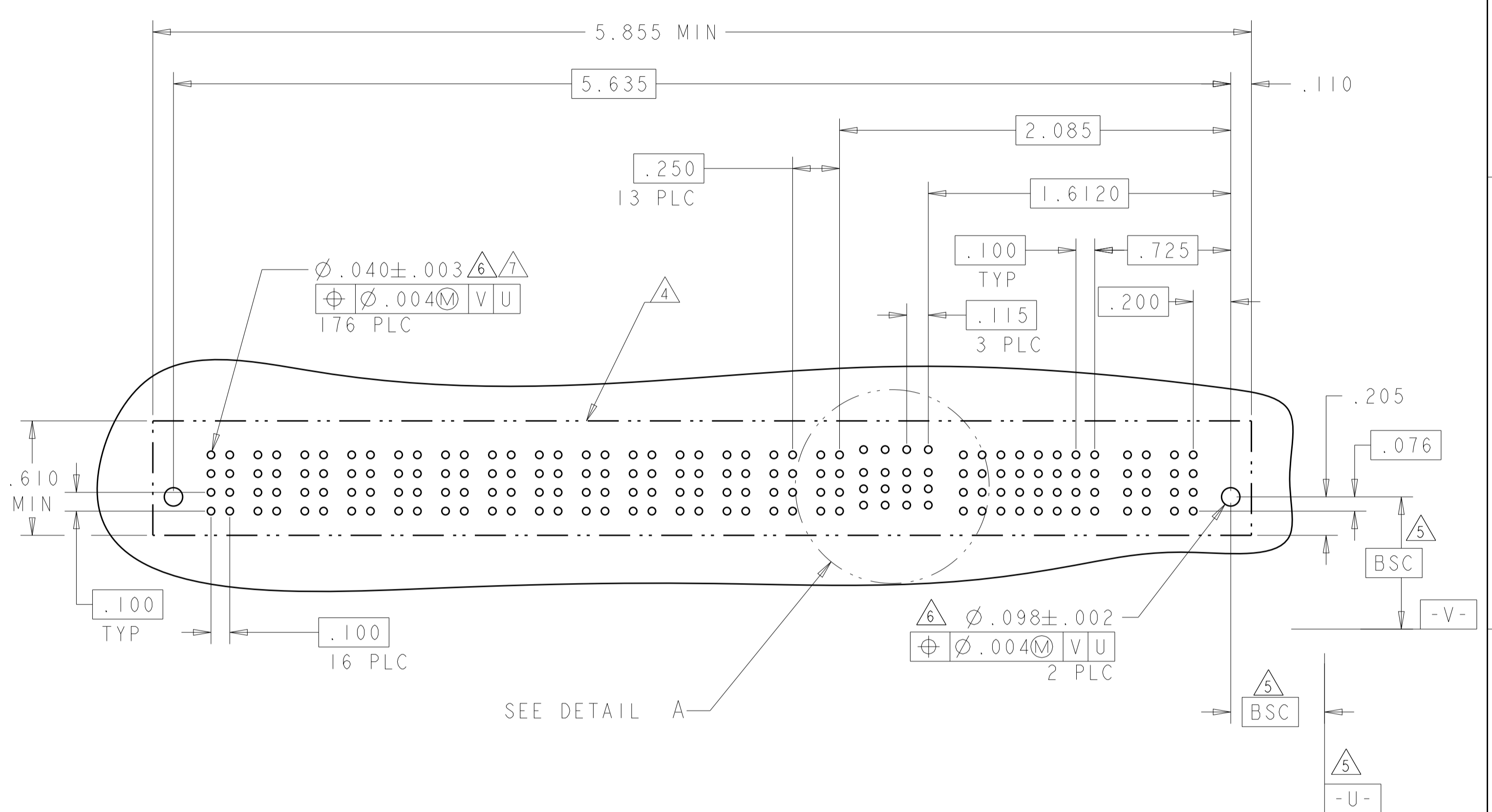
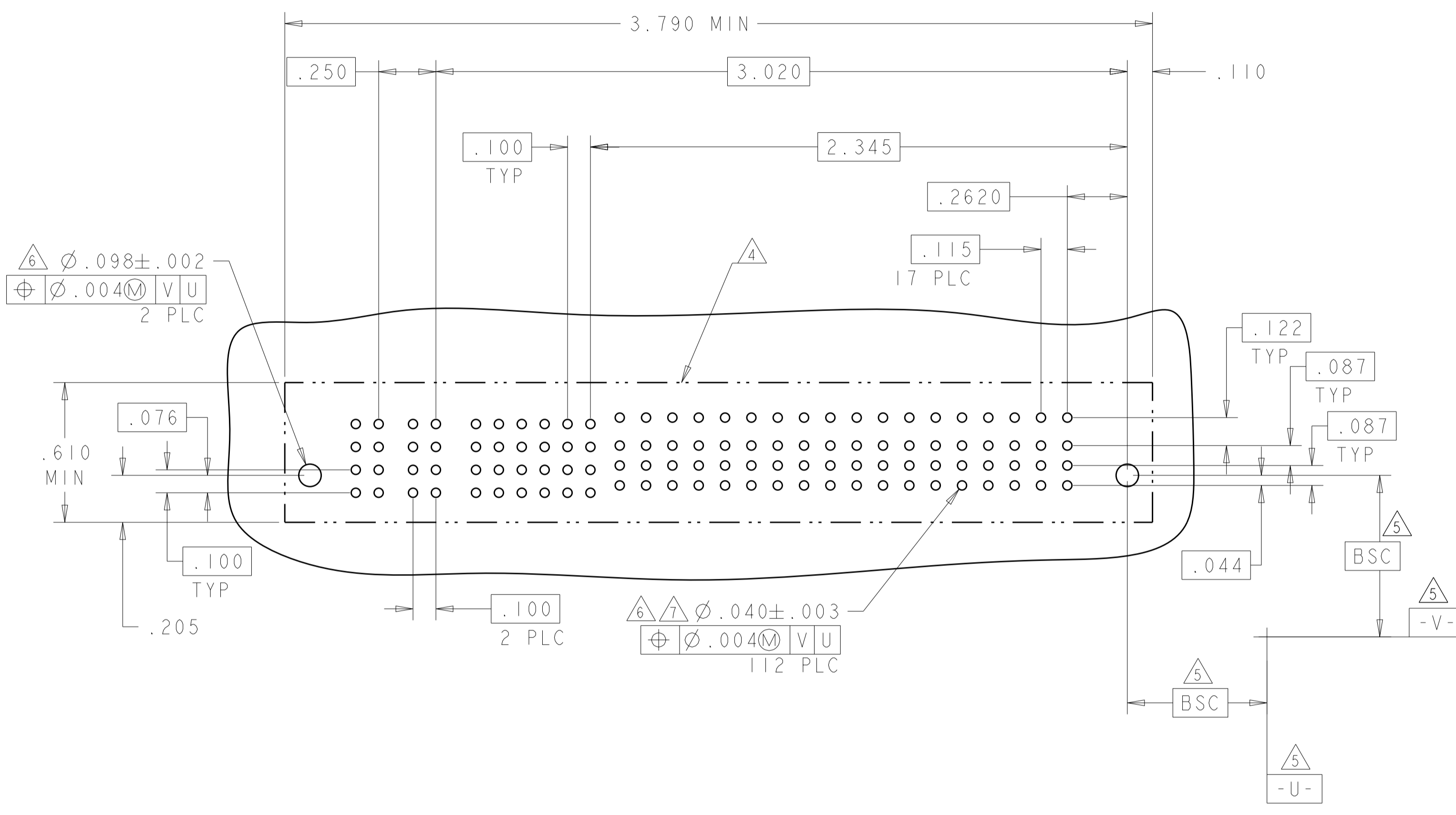
LOC	DIST	REVISIONS			
P	LTN	DESCRIPTION	DATE	OWN	APVD
ES	00	SEE SHEET 1	-	-	-

PART NUMBER	ROWS	POWER		SIGNAL						POWER										HD																													
		P2	P1	6	5	4	3	2	1	LP18	LP17	LP16	LP15	LP14	LP13	LP12	LP11	LP10	LP9		LP8	LP7	LP6	LP5	LP4	LP3	LP2	LP1																					
2-6450860-5	D	GS	GS	AP	AP	AP	AP	AP	AP	LSI	LSI	LSI	LSI	LSI	LSI	LSI	LSI	LSI	LSI	LSI	LSI	LSI	LSI	LSI	LSI	LSI	LSI	LSI																					
	C			AP	AP	AP	AP	AP	AP																				AP	AP	AP	AP	AP	AP	AP	AP	AP	AP	AP	AP	AP	AP	AP	AP	AP	AP	AP	AP	
	B			AP	AP	AP	AP	AP	AP																				AP	AP	AP	AP	AP	AP	AP	AP	AP	AP	AP	AP	AP	AP	AP	AP	AP	AP	AP	AP	AP
	A			AP	AP	AP	AP	AP	AP																				AP	AP	AP	AP	AP	AP	AP	AP	AP	AP	AP	AP	AP	AP	AP	AP	AP	AP	AP	AP	AP

18LP + 24S + 2P

PART NUMBER	ROWS	POWER										LOW POWER			SIGNAL						POWER		HD																																						
		P16	P15	P14	P13	P12	P11	P10	P9	P8	P7	P6	P5	P4	P3	LP4	LP3	LP2	LP1	8	7	6		5	4	3	2	1	P2	P1																															
2-6450860-6	D	GS	GS	GS	GS	GS	GS	GS	GS	GS	GS	GS	GS	GS	LSI	LSI	LSI	LSI	AP	AP	AP	AP	AP	AP	AP	AP	AP	AP	GS	GS																															
	C																														AP	AP	AP	AP	AP	AP	AP	AP	AP	AP	AP	AP	AP	AP	AP	AP	AP	AP	AP	AP	AP	AP	AP	AP	AP	AP	AP	AP	AP		
	B																														AP	AP	AP	AP	AP	AP	AP	AP	AP	AP	AP	AP	AP	AP	AP	AP	AP	AP	AP	AP	AP	AP	AP	AP	AP	AP	AP	AP	AP	AP	AP
	A																														AP	AP	AP	AP	AP	AP	AP	AP	AP	AP	AP	AP	AP	AP	AP	AP	AP	AP	AP	AP	AP	AP	AP	AP	AP	AP	AP	AP	AP	AP	AP

2P + 32S + 4LP + 14P

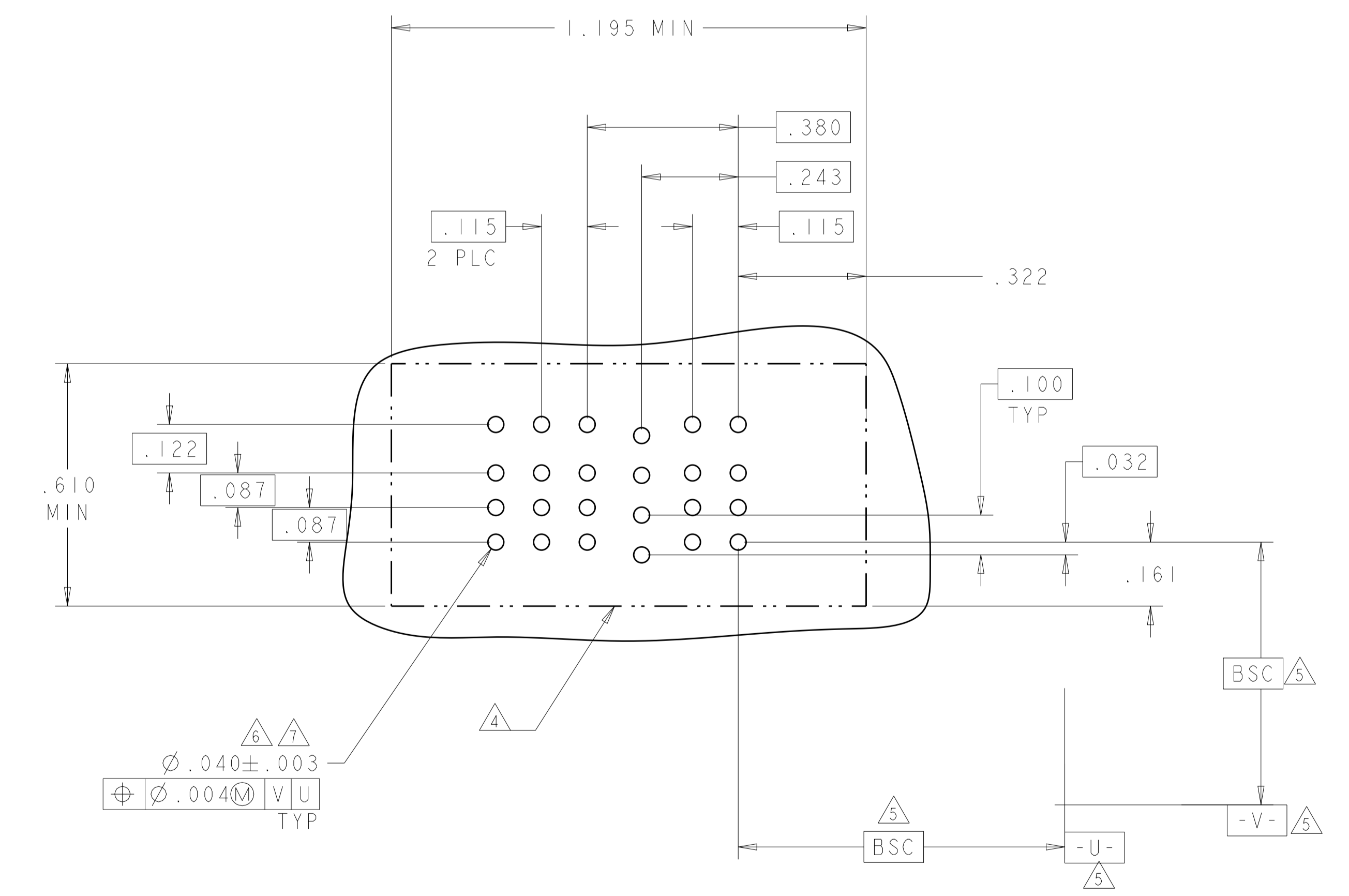
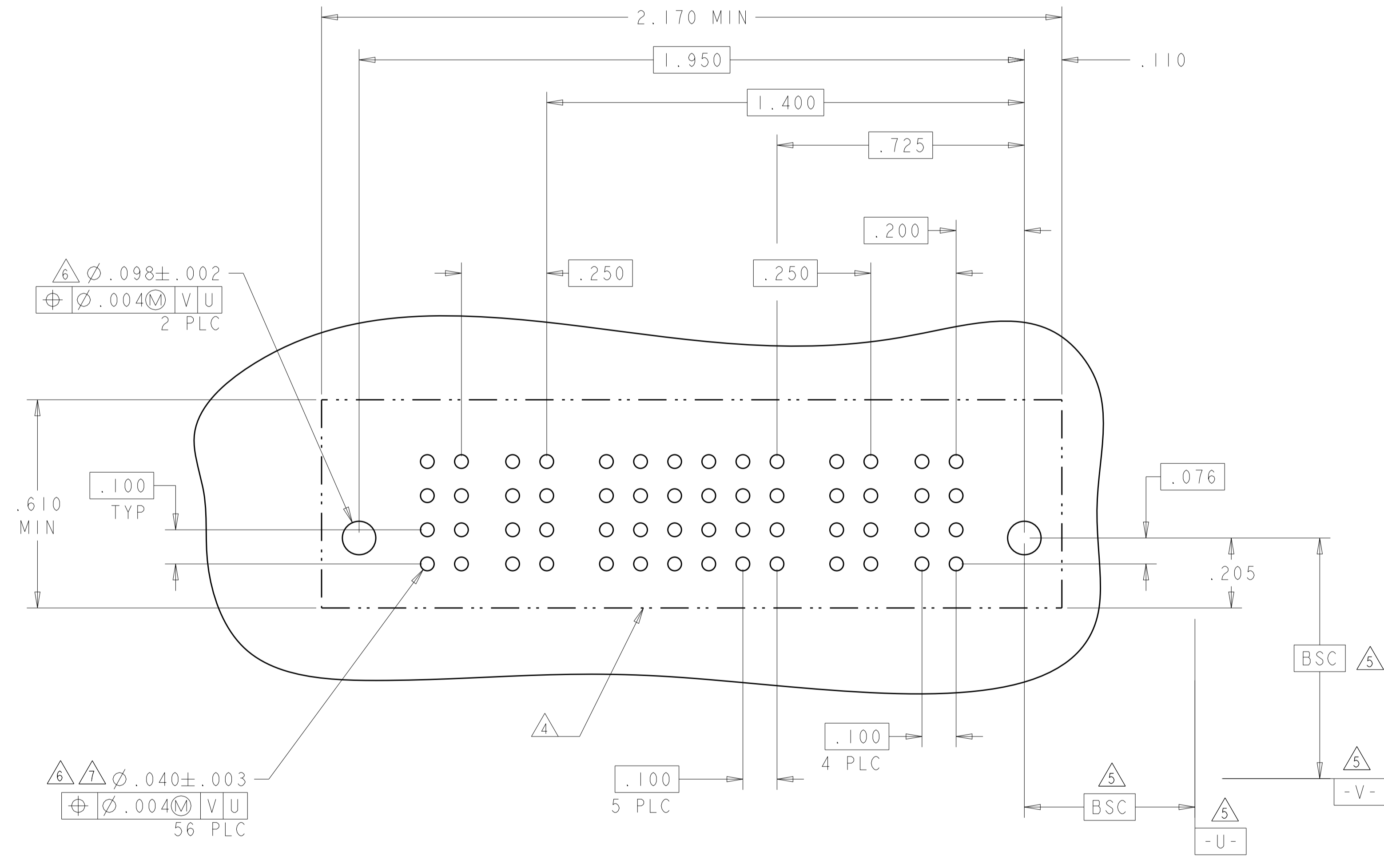



THIS DRAWING IS A CONTROLLED DOCUMENT.		OWN: D. ZHU	ZODEC2007	TE Connectivity VER RECEPT ASSEMBLY SHORT GUIDES, PRESS FIT MULTI-BEAM XLE	SIZE: A1 CAGE CODE: 100779 DRAWING NO: 6450860 SCALE: N/A SHEET: 16 OF 28 REV: K2
DIMENSIONS: INCHES		CHK: S. ZHAO	ZODEC2007		
TOLERANCES UNLESS OTHERWISE SPECIFIED: 0 PLC ±. 1 PLC ±.01 2 PLC ±.01 3 PLC ±.005 4 PLC ±.002 ANGLES ±.020		APVD: S. ZHAO	NAME: VER RECEPT ASSEMBLY		
MATERIAL: -		FINISH: -	PRODUCT SPEC: 108-2292		
CUSTOMER DRAWING		RESTRICTED TO:			

LOC		DIST		REVISIONS				
P	LTN	DESCRIPTION	DATE	DNM	APVD			
ES	00	SEE SHEET 1	-	-	-			

PART NUMBER	ROWS	POWER		SIGNAL						POWER		
		P4	P3	6	5	4	3	2	1	P2	P1	
2-6450860-9	D	GS	GS	AP	AP	AP	AP	AP	AP	AP	GS	GS
	C			AP	AP	AP	AP	AP	AP	GS	GS	
	B			AP	AP	AP	AP	AP	AP	GS	GS	
	A			AP	AP	AP	AP	AP	AP	GS	GS	
2P + 24S + 2P												

PART NUMBER	ROWS	POWER			SIGNAL		POWER	
		P5	P4	P3	1	P2	P1	
3-6450860-0	D	LSI	LSI	LSI	AP	AP	LSI	LSI
	C				AP	AP	LSI	LSI
	B				AP	AP	LSI	LSI
	A				AP	AP	LSI	LSI
2LP + 4S + 3LP								



THIS DRAWING IS A CONTROLLED DOCUMENT.		DNM D. ZHU 20DEC2007	 TE Connectivity														
DIMENSIONS: INCHES		CHK S. ZHAO 20DEC2007															
TOLERANCES UNLESS OTHERWISE SPECIFIED:		APVD S. ZHAO -	NAME														
<table border="0"> <tr><td>0 PLC</td><td>±</td></tr> <tr><td>1 PLC</td><td>±.01</td></tr> <tr><td>2 PLC</td><td>±.01</td></tr> <tr><td>3 PLC</td><td>±.005</td></tr> <tr><td>4 PLC</td><td>±.002</td></tr> <tr><td>ANGLES</td><td>±.0020</td></tr> <tr><td>FINISH</td><td>AS*</td></tr> </table>		0 PLC	±	1 PLC	±.01	2 PLC	±.01	3 PLC	±.005	4 PLC	±.002	ANGLES	±.0020	FINISH	AS*	PRODUCT SPEC 108-2292	VER RECEPT ASSEMBLY SHORT GUIDES, PRESS FIT MULTI-BEAM XLE
0 PLC	±																
1 PLC	±.01																
2 PLC	±.01																
3 PLC	±.005																
4 PLC	±.002																
ANGLES	±.0020																
FINISH	AS*																
MATERIAL		APPLICATION SPEC 114-13251	RESTRICTED TO														
		WEIGHT	A100779C=6450860														
		CUSTOMER DRAWING	SCALE N/A SHEET 17 OF 28 REV K2														

LOC		DIST		REVISIONS			
ES	00	P	LTN	DESCRIPTION	DATE	DWN	APVD
		-		SEE SHEET 1	-	-	-

G4

PART NUMBER	ROWS	POWER				SIGNAL														POWER								
		P8	P7	P6	P5	15	14	13	12	11	10	9	8	7	6	5	4	3	2	1	P4	P3	P2	P1				
3-6450860-1	D	LSI	LSI	LSI	LSI	AP	AP	AP	AP	AP	AP	AP	AP	AP	AP	AP	AP	AP	AP	AP	AP	AP	LSI	LSI	LSI	LSI		
	C					AP	AP	AP	AP	AP	AP	AP	AP	AP	AP	AP	AP	AP	AP	AP	AP	AP	AP	LSI	LSI	LSI	LSI	
	B					AP	AP	AP	AP	AP	AP	AP	AP	AP	AP	AP	AP	AP	AP	AP	AP	AP	AP	AP	LSI	LSI	LSI	LSI
	A					AP	AP	AP	AP	AP	AP	AP	AP	AP	AP	AP	AP	AP	AP	AP	AP	AP	AP	AP	LSI	LSI	LSI	LSI
4LP + 60S + 4LP																												

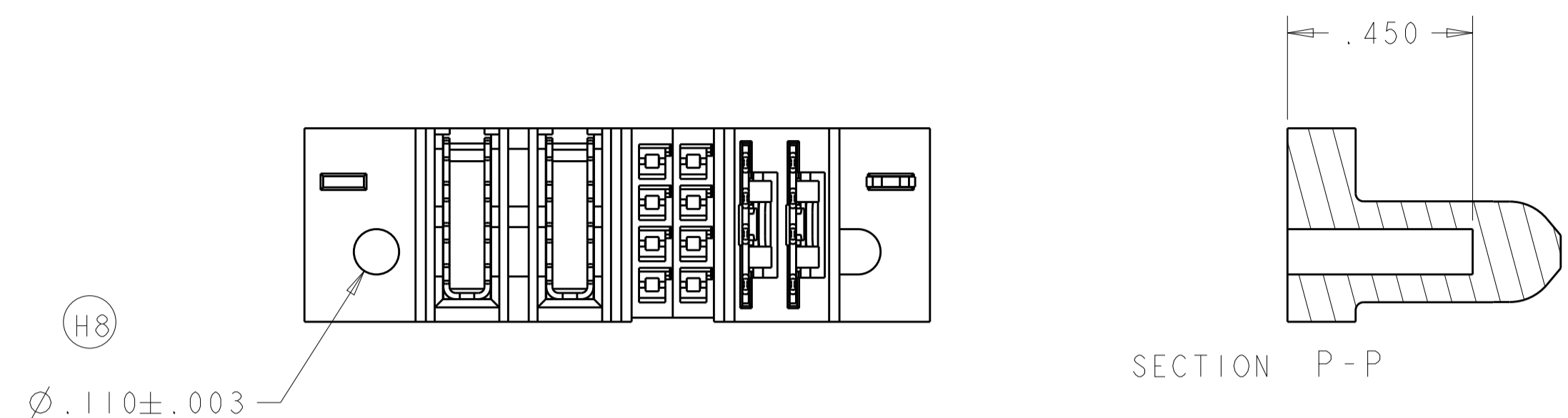


THIS DRAWING IS A CONTROLLED DOCUMENT.		DWN: D. ZHU	20DEC2007	TE Connectivity
DIMENSIONS: INCHES		CHK: S. ZHAO	20DEC2007	
DIMENSIONS: INCHES TOLERANCES UNLESS OTHERWISE SPECIFIED: 0 PLC ±. 1 PLC ±.01 2 PLC ±.01 3 PLC ±.005 4 PLC ±.0020 ANGLES ±.2°		APVD: S. ZHAO PRODUCT SPEC: 108-2292 APPLICATION SPEC: 114-13251 WEIGHT: -		NAME: VER RECEP ASSEMBLY SHORT GUIDES, PRESS FIT MULTI-BEAM XLE
MATERIAL: -		SIZE: A100779 CAGE CODE: C=6450860 CUSTOMER DRAWING		RESTRICTED TO: - SCALE: N/A SHEET: 18 OF 28 REV: K2

LOC	DIST	REV	DATE	BY	APPV
ES	00				
REVISIONS			DESCRIPTION	DATE	BY
			SEE SHEET 1		



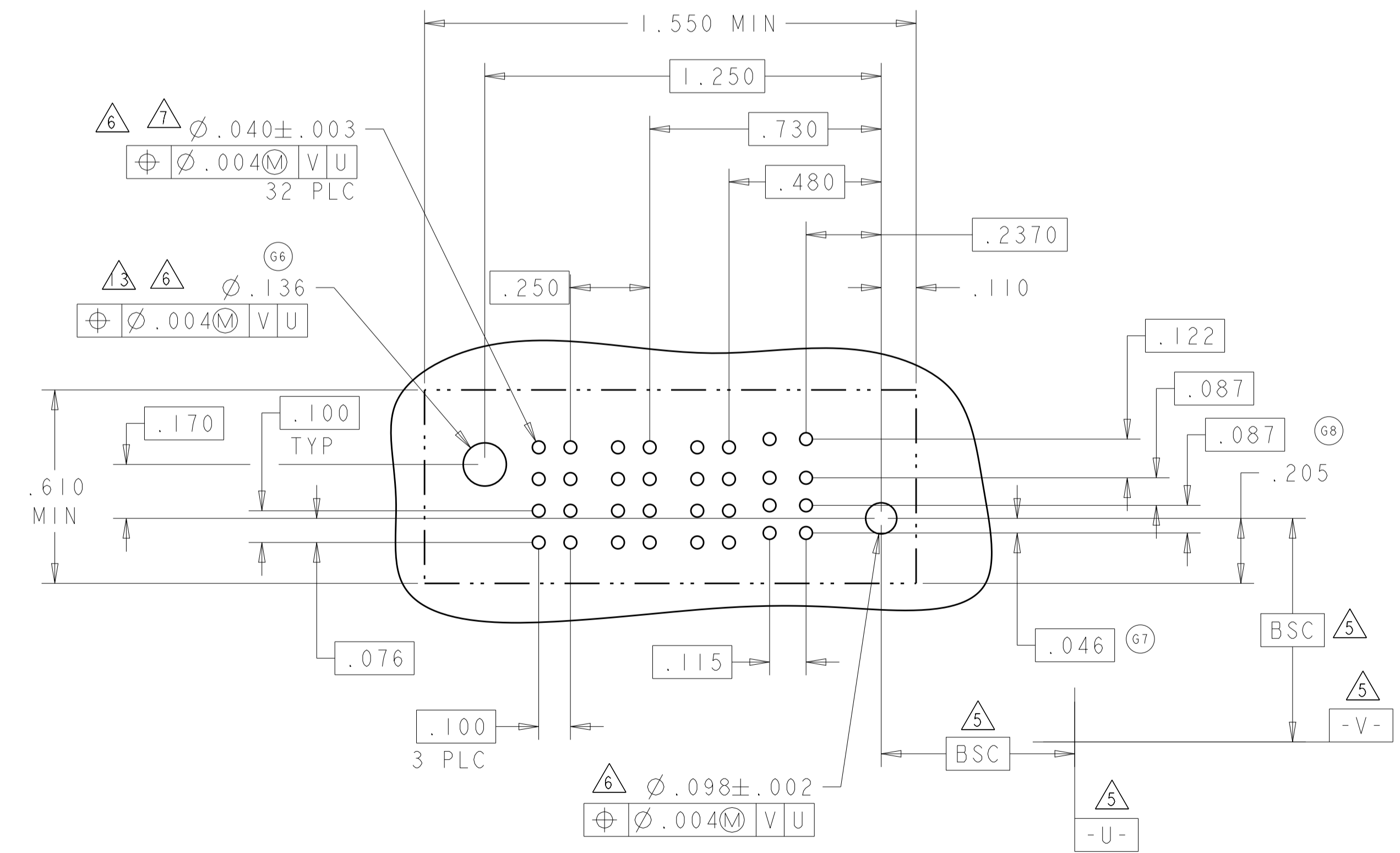
3-6450860-2



3-6450860-3

PART NUMBER	ROWS	POWER		SIGNAL				POWER	
		P4	P3	3	2	1	2	P2	P1
3-6450860-2	D C B A	GS	GS	AP	AP	AP	AP	GS	GS
		2P + 16S + 2P							

PART NUMBER	ROWS	POWER		SIGNAL		POWER	
		P4	P3	2	1	P2	P1
3-6450860-3	D C B A	GS	GS	AP	AP	LSI	LSI
		2LP + 8S + 2P					

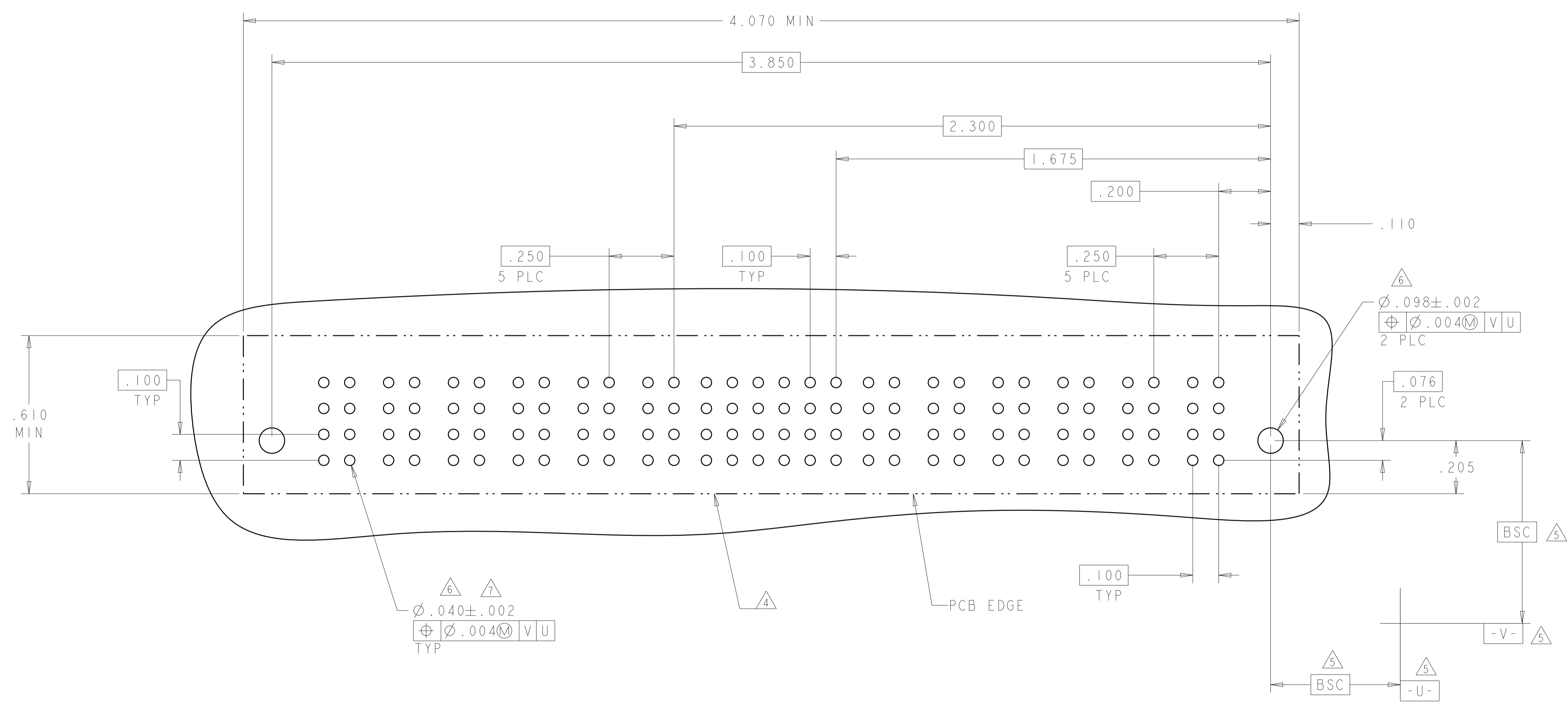


THIS DRAWING IS A CONTROLLED DOCUMENT.

DIMENSIONS:	TOLERANCES UNLESS OTHERWISE SPECIFIED:	OWN: D. ZHU	20DEC2007	 TE Connectivity
INCHES:		CHK: S. ZHAO	20DEC2007	
		APPV: S. ZHAO		
MATERIAL:	FINISH:	PRODUCT SPEC:	108-2292	NAME: VER RECEPT ASSEMBLY SHORT GUIDES, PRESS FIT MULTI-BEAM XLE
		APPLICATION SPEC:	114-13251	SIZE: A1
		WEIGHT:		CAGE CODE: 6450860
		CUSTOMER DRAWING:		SCALE: N/A SHEET 19 OF 28 REV: K2

LOC	DIST	REVISIONS			
P	LTN	DESCRIPTION	DATE	DMN	APVD
ES	00	SEE SHEET 1	-	-	-

PART NUMBER	ROWS	POWER						SIGNAL						POWER					
		P12	P11	P10	P9	P8	P7	6	5	4	3	2	1	P6	P5	P4	P3	P2	P1
3-6450860-5	D	GS	GS	GS	GS	GS	GS	AP	AP	AP	AP	AP	AP	GS	GS	GS	GS	GS	GS
	C							AP	AP	AP	AP	AP	AP						
	B							AP	AP	AP	AP	AP	AP						
	A							AP	AP	AP	AP	AP	AP						
6P + 24S + 6P		HD																	HD



THIS DRAWING IS A CONTROLLED DOCUMENT.		DMN: D. ZHU	ZODEC2007	 TE Connectivity
DIMENSIONS: INCHES		CHK: S. ZHAO	ZODEC2007	
TOLERANCES UNLESS OTHERWISE SPECIFIED: 0 PLC ±. 1 PLC ±.01 2 PLC ±.01 3 PLC ±.005 4 PLC ±.0020 ANGLES ±.020		APVD: S. ZHAO	-	NAME: VER RECEP ASSEMBLY SHORT GUIDES, PRESS FIT MULTI-BEAM XLE
MATERIAL: -		FINISH: -	PRODUCT SPEC: 108-2292	APPLICATION SPEC: 114-13251
CUSTOMER DRAWING		SCALE: N/A	SHEET: 20 OF 28	REV: K2

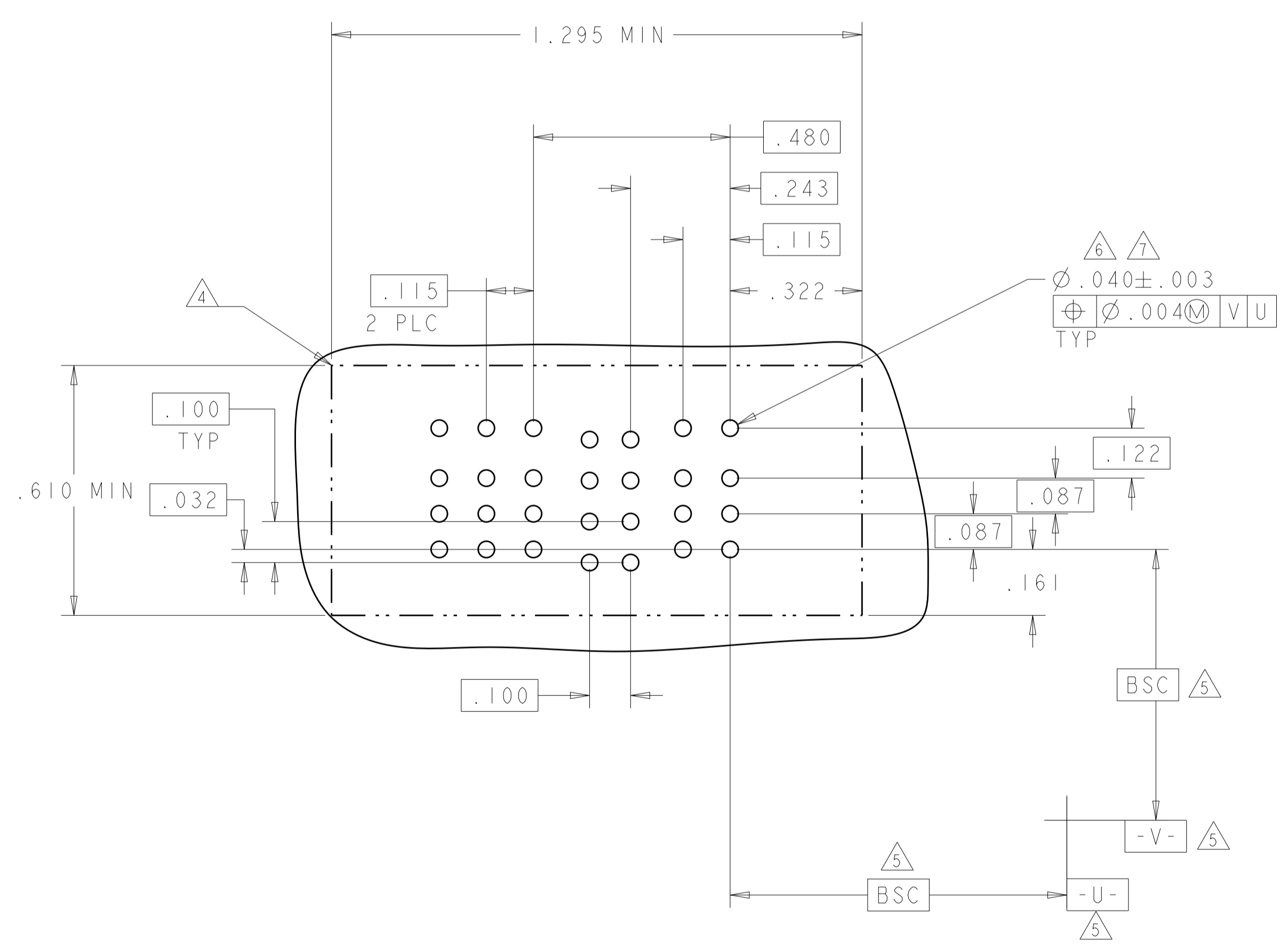
LOC	DIST	REV	DATE	BY	APP'D
ES	00				

REVISIONS		DATE	BY	APP'D
1	SEE SHEET 1			

PART NUMBER	ROWS	POWER			SIGNAL		POWER	
		P5	P4	P3	2	1	P2	P1
3-6450860-4	D	LSI	LSI	LSI	AP	AP	LSI	LSI
	C				AP	AP		
	B				AP	AP		
	A				AP	AP		

2LP + 8S + 3LP

G3



PART NUMBER	ROWS	POWER		SIGNAL												POWER		
		P4	P3	12	11	10	9	8	7	6	5	4	3	2	1	P2	P1	
3-6450860-6	D	GS	GS	AP	AP	AP	AP	AP	AP	AP	AP	AP	AP	AP	AP	AP	AP	AP
	C			AP	AP	AP	AP	AP	AP	AP	AP	AP	AP	AP	AP	AP	AP	AP
	A			AP	AP	AP	AP	AP	AP	AP	AP	AP	AP	AP	AP	AP	AP	AP

2P + 48S + 2P

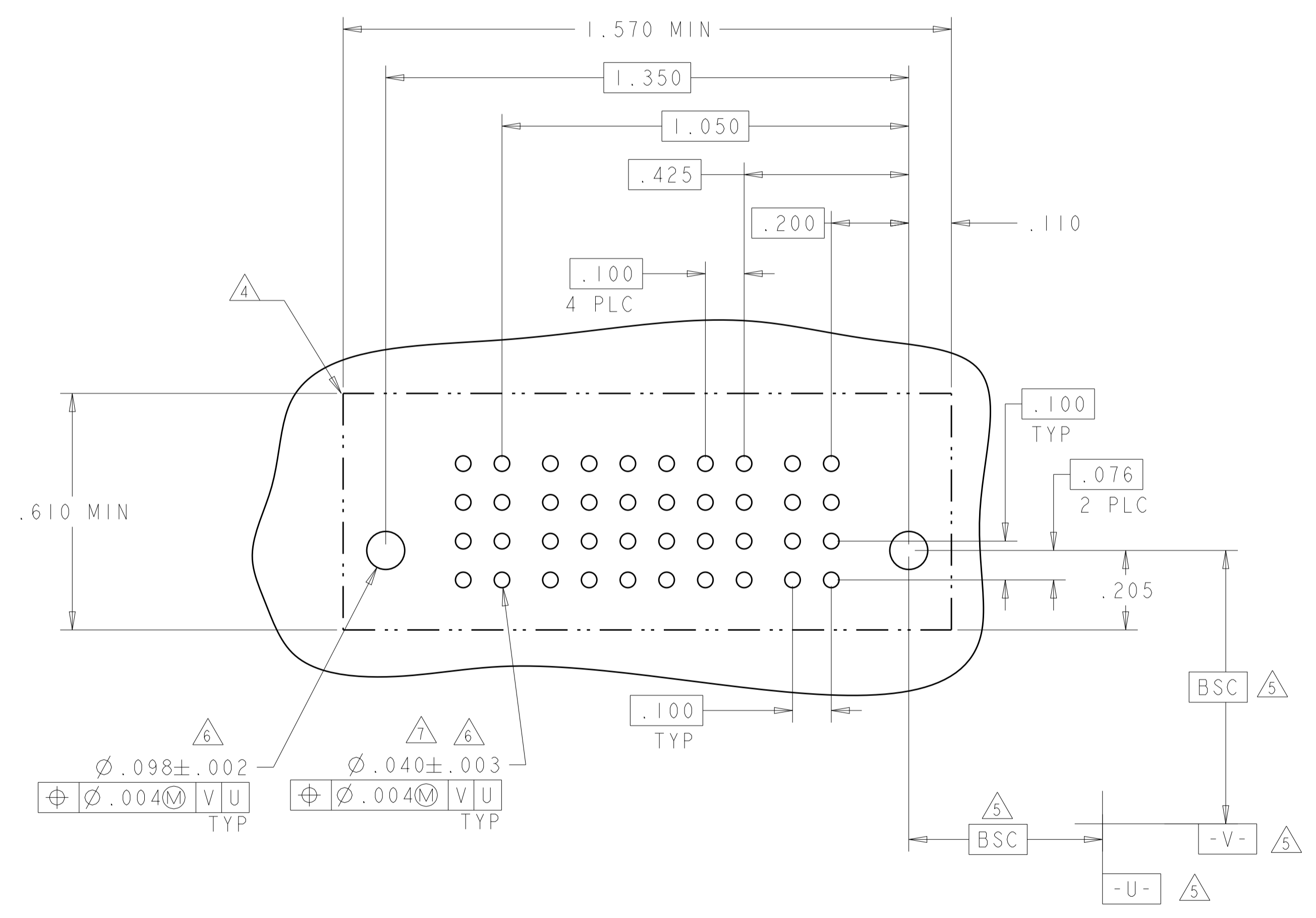


THIS DRAWING IS A CONTROLLED DOCUMENT.		OWN: D. ZHU	20DEC2007	 TE Connectivity
DIMENSIONS: INCHES		CHK: S. ZHAO	20DEC2007	
TOLERANCES UNLESS OTHERWISE SPECIFIED:		AP'D: S. ZHAO		NAME: VER RECEP ASSEMBLY SHORT GUIDES, PRESS FIT MULTI-BEAM XLE
0 PLC ± 1 PLC ±.01 2 PLC ±.01 3 PLC ±.005 4 PLC ±.0020 ANGLES ±.7°		PRODUCT SPEC: 108-2292	APPLICATION SPEC: 114-13251	SIZE: A100779
MATERIAL: -		FINISH: -	WEIGHT: -	CAGE CODE: 6450860
CUSTOMER DRAWING		SCALE: N/A		SHEET 21 OF 28

LOC		DIST		REVISIONS			
ES	00	P	LTN	DESCRIPTION	DATE	DMN	APVD
				SEE SHEET 1			

PART NUMBER	ROWS		POWER			SIGNAL				POWER					
			PI	3	2	1	LP4	LP3	LP2	LP1					
3-6450860-9	D C B A	GS	AP	AP	AP										
			AP	AP	AP										
			AP	AP	AP										
			AP	AP	AP										
4LP + 12S + IP															

PART NUMBER	ROWS		POWER		SIGNAL						POWER			
			P2	P1	6	5	4	3	2	1	PI			
4-6450860-0	D C B A	GS	AP	AP	AP	AP	AP	AP	AP	AP	AP	AP	AP	AP
			AP	AP	AP	AP	AP	AP	AP	AP	AP	AP	AP	AP
			AP	AP	AP	AP	AP	AP	AP	AP	AP	AP	AP	AP
			AP	AP	AP	AP	AP	AP	AP	AP	AP	AP	AP	AP
IP + 24S + IP														



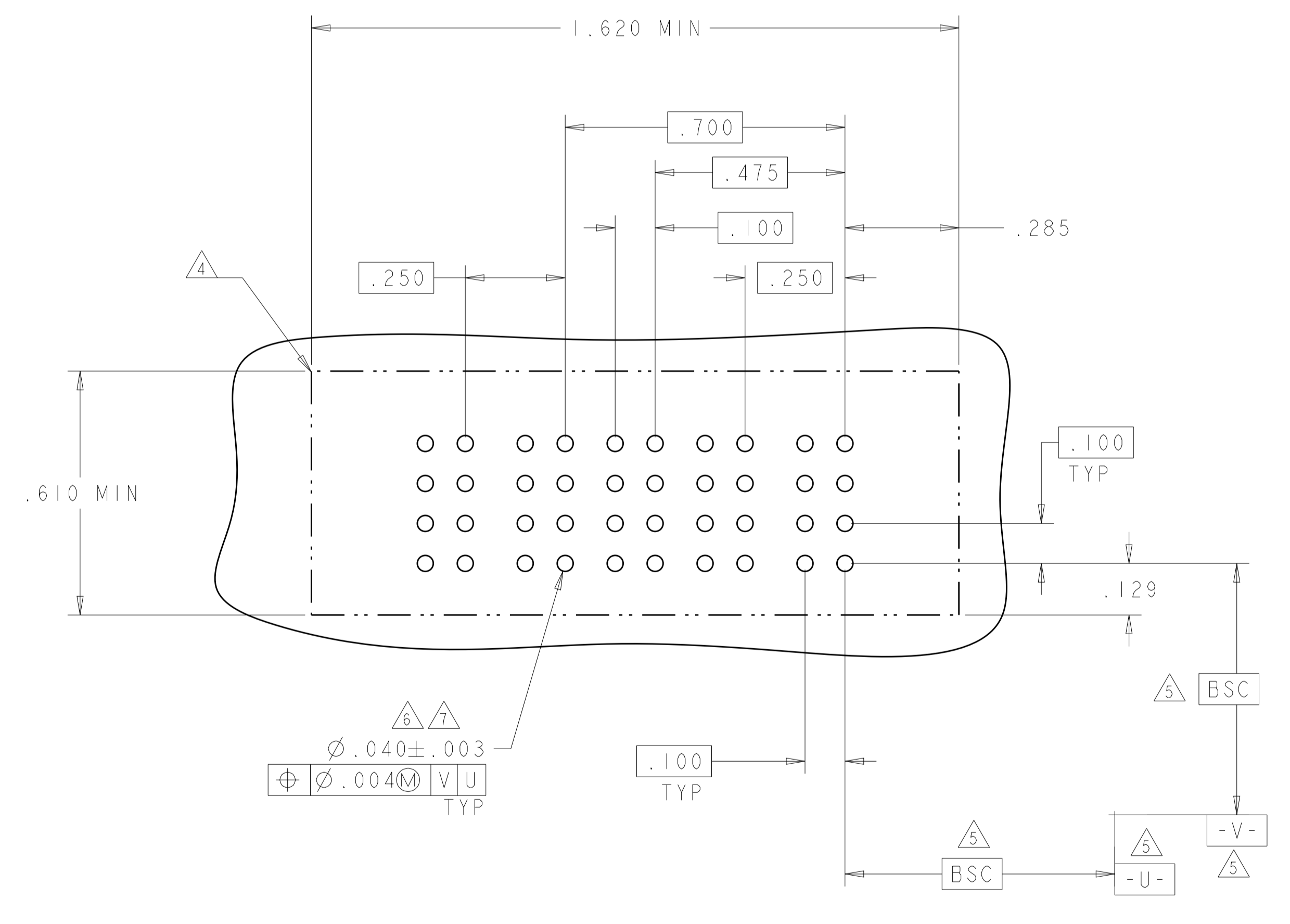
THIS DRAWING IS A CONTROLLED DOCUMENT.

DIMENSIONS:	TOLERANCES UNLESS OTHERWISE SPECIFIED:	DMN: D. ZHU	ZODEC2007		TE Connectivity
INCHES	0 PLC ±.01 1 PLC ±.01 2 PLC ±.01 3 PLC ±.005 4 PLC ±.002 ANGLES ±.020	CHK: S. ZHAO	ZODEC2007		VER RECEPT ASSEMBLY SHORT GUIDES, PRESS FIT MULTI-BEAM XLE
MATERIAL:	FINISH:	APVD: S. ZHAO	NAME:	SIZE: 108-2292	RESTRICTED TO:
			PRODUCT SPEC:	APPLICATION SPEC:	
			114-13251	114-13251	SCALE: N/A
			WEIGHT:	114-13251	SHEET 22 OF 28
			CUSTOMER DRAWING	A100779C=6450860	REV: K2

LOC		DIST		REVISIONS			
ES	00	P	LYN	DESCRIPTION	DATE	OWN	APVD
		-	-	SEE SHEET 1	-	-	-

PART NUMBER	ROWS	POWER				SIGNAL					POWER						
		P8	P7	P6	P5	5	4	3	2	1	P4	P3	P2	P1			
4-6450860-1	D C B A	GS	GS	GS	GS	AP	AP	AP	AP	AP	GS	GS	GS	GS			
						AP	AP	AP	AP	AP							
						AP	AP	AP	AP	AP							
4HDP + 20S + 4HDP		HD		HD													

PART NUMBER	ROWS	POWER		SIGNAL		POWER	
		P4	P3	2	1	P2	P1
4-6450860-3	D C B A	GS	GS	AP	AP	GS	GS
				AP	AP		
				AP	AP		
2P + 8S + 2P		HD		HD			



THIS DRAWING IS A CONTROLLED DOCUMENT.

DIMENSIONS: INCHES	TOLERANCES UNLESS OTHERWISE SPECIFIED: 0 PLC ±. 1 PLC ±.01 2 PLC ±.01 3 PLC ±.005 4 PLC ±.002 ANGLES ±.2°	FINISH	OWN: D. ZHU CHK: S. ZHAO APVD: S. ZHAO	DATE: 20DEC2007	PRODUCT SPEC: 108-2292	APPLICATION SPEC: 114-13251	WEIGHT: -	SCALE: N/A	SHEET: 23 OF 28	REV: K2
-----------------------	---	--------	--	-----------------	------------------------	-----------------------------	-----------	------------	-----------------	---------

STE TE Connectivity

VER RECEP ASSEMBLY
SHORT GUIDES, PRESS FIT
MULTI-BEAM XLE

SIZE: A1
CAGE CODE: 100779
DRAWING NO: 6450860

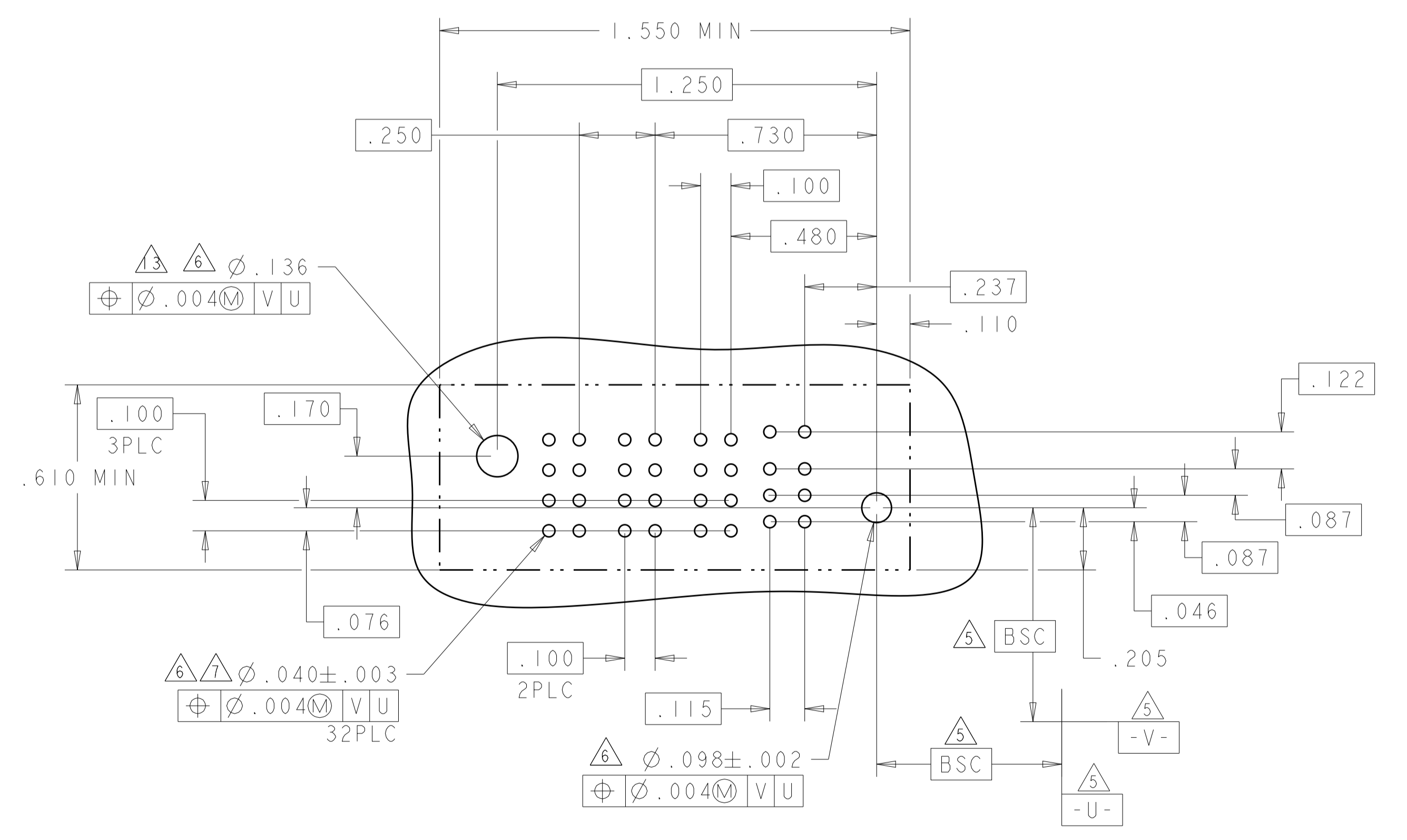
CUSTOMER DRAWING

LOC	DIST	REV	DATE	BY	APPV
ES	00				



4-6450860-2

PART NUMBER	ROWS	POWER		SIGNAL		POWER	
		P4	P3	2	1	P2	P1
4-6450860-2	D C B A	GS	GP	AP	AP	LSI	LSI
2LP + 8S + 2P						HD	



RECOMMENDED PCB LAYOUT

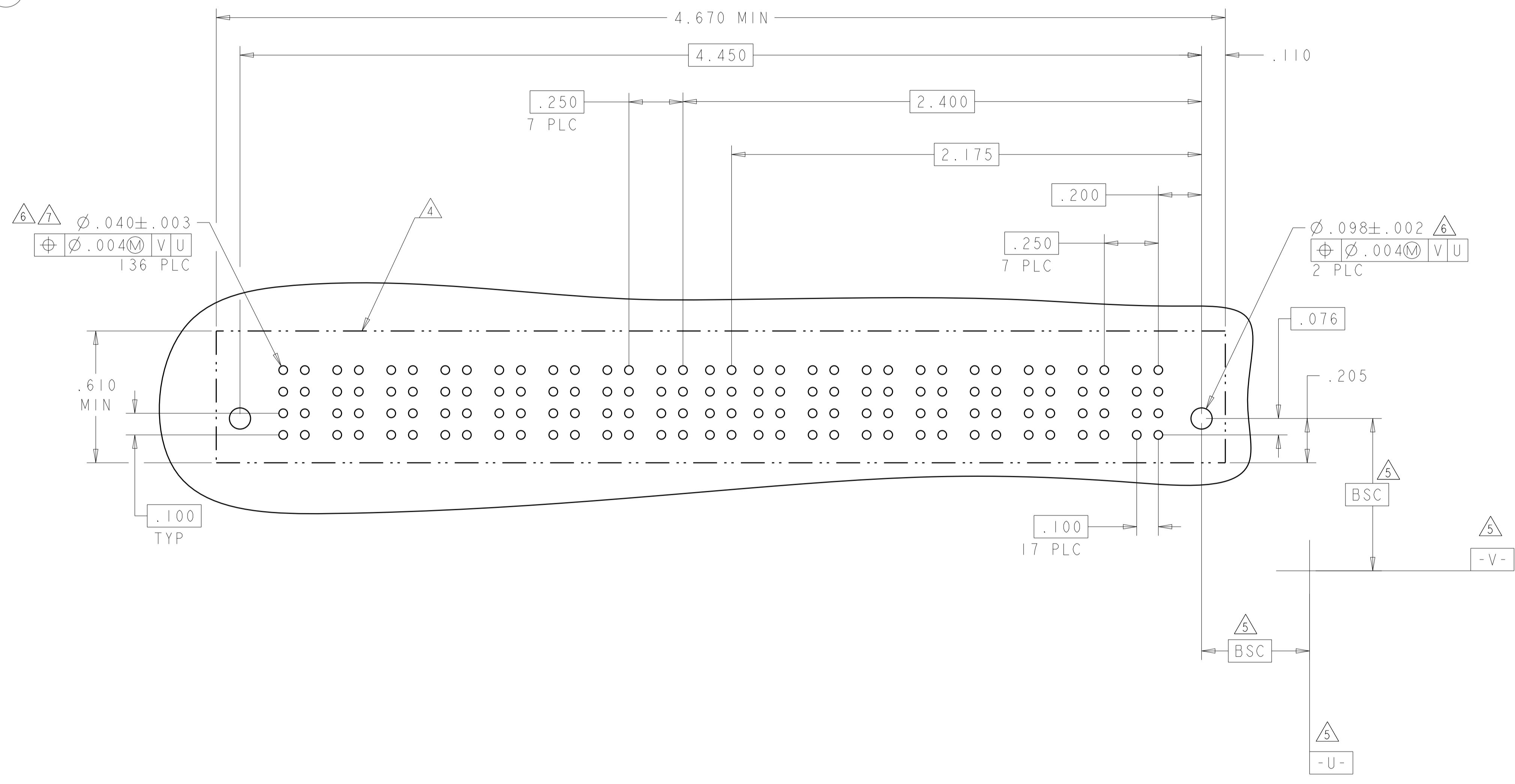
THIS DRAWING IS A CONTROLLED DOCUMENT.		OWN: D. ZHU	20DEC2007	TE Connectivity VER RECEP ASSEMBLY SHORT GUIDES, PRESS FIT MULTI-BEAM XLE
DIMENSIONS: INCHES		CHK: S. ZHAO	20DEC2007	
		APVD: S. ZHAO		NAME: VER RECEP ASSEMBLY
TOLERANCES UNLESS OTHERWISE SPECIFIED:		PRODUCT SPEC		SIZE: A
0 PLC ±		108-2292		CAGE CODE: 6450860
1 PLC ±.01		APPLICATION SPEC		RESTRICTED TO:
2 PLC ±.01		114-13251		A100779
3 PLC ±.005		WEIGHT		SCALE: N/A
4 PLC ±.0020		CUSTOMER DRAWING		SHEET 24 OF 28
ANGLES ±.2°				REV: K2

LOC	DIST	REV	DATE	BY	APPV
ES	00				

REVISIONS					
REV	DATE	DESCRIPTION	BY	APPV	DATE
-	-	SEE SHEET 1	-	-	-

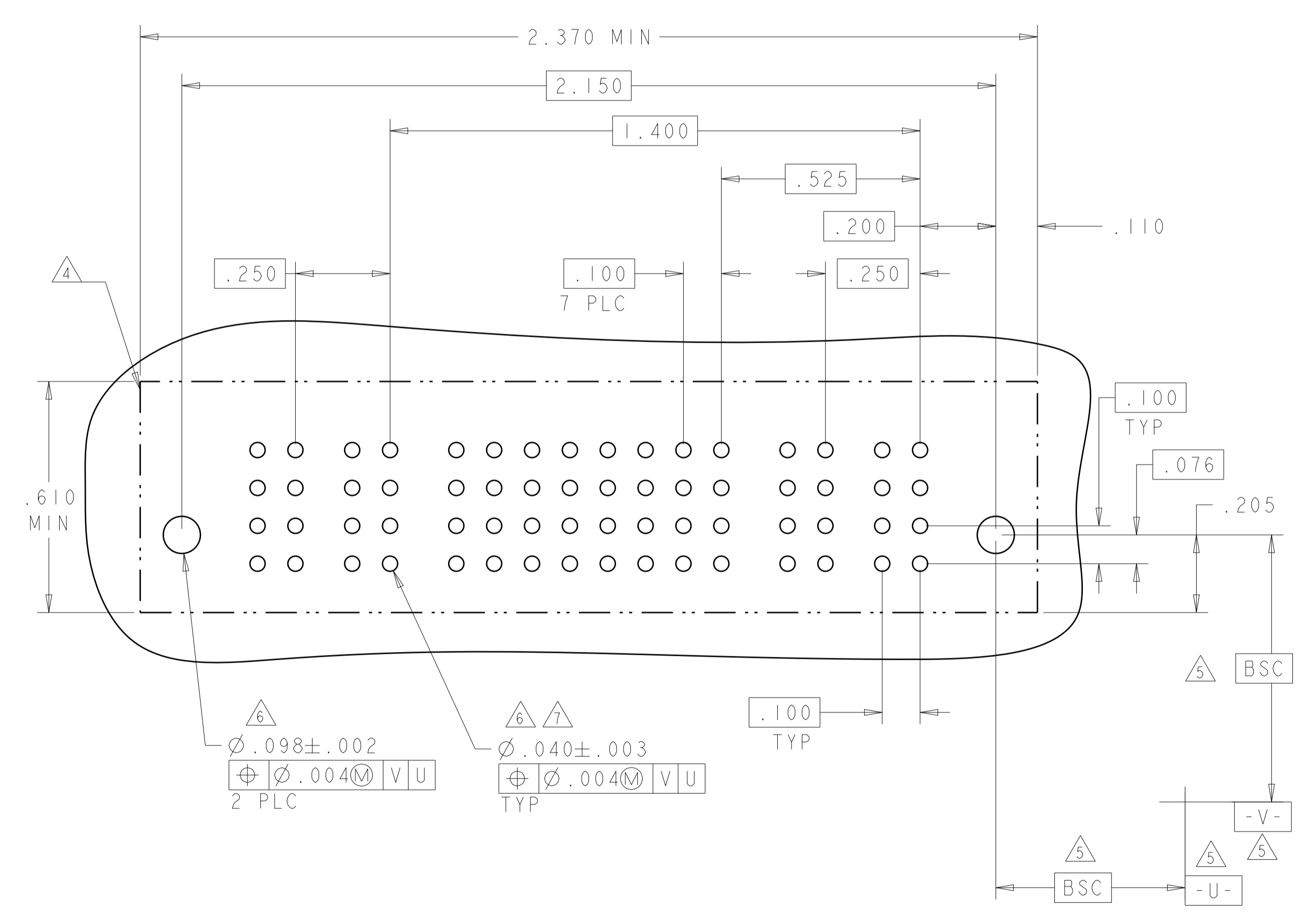
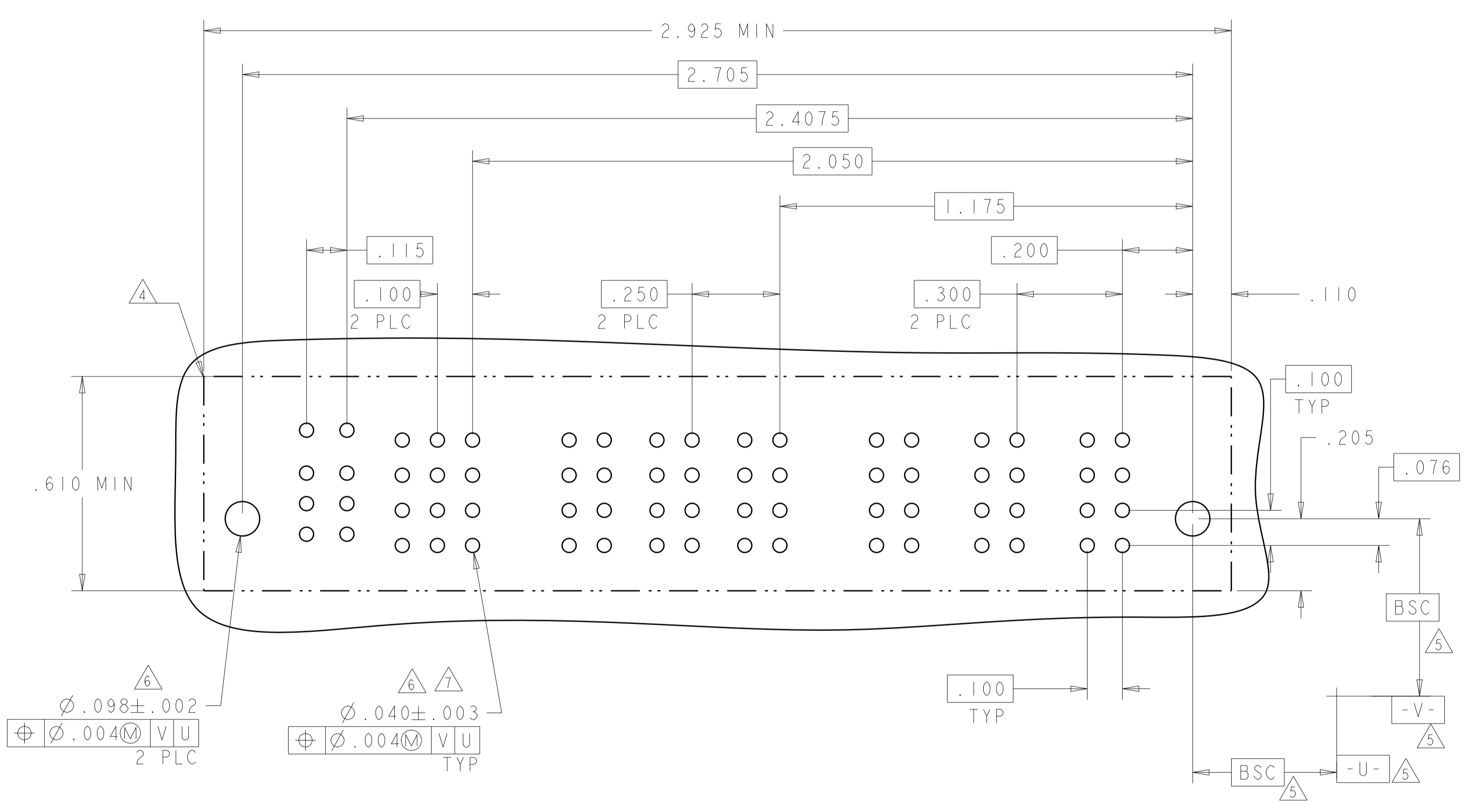
PART NUMBER	ROWS	POWER								SIGNAL		POWER							
		P16	P15	P14	P13	P12	P11	P10	P9	2	1	P8	P7	P6	P5	P4	P3	P2	P1
4-6450860-4	D C B A	GS	GS	GS	GS	GS	GS	GS	GS	AP	AP	GS	GS	GS	GS	GS	GS	GS	GS
8P + 8S + 8P																			

J2



THIS DRAWING IS A CONTROLLED DOCUMENT.		OWN: D. ZHU	20DEC2007	 TE Connectivity
DIMENSIONS: INCHES		CHK: S. ZHAO	20DEC2007	
TOLERANCES UNLESS OTHERWISE SPECIFIED:		APVD: S. ZHAO		VER RECEP ASSEMBLY SHORT GUIDES, PRESS FIT MULTI-BEAM XLE
0 PLC ±		PRODUCT SPEC		
1 PLC ±.01		APPLICATION SPEC	108-2292	
2 PLC ±.01		APPLICATION SPEC	114-13251	
3 PLC ±.005		WEIGHT		SIZE: A100779 C=6450860 SCALE: N/A SHEET 25 OF 28 REV: K2
4 PLC ±.0020		CUSTOMER DRAWING		
ANGLES ±.2°				
FINISH				

LOC		DIST		REVISIONS			
ES	00	P	LTN	DESCRIPTION	DATE	DMN	APVD
		-		SEE SHEET 1			



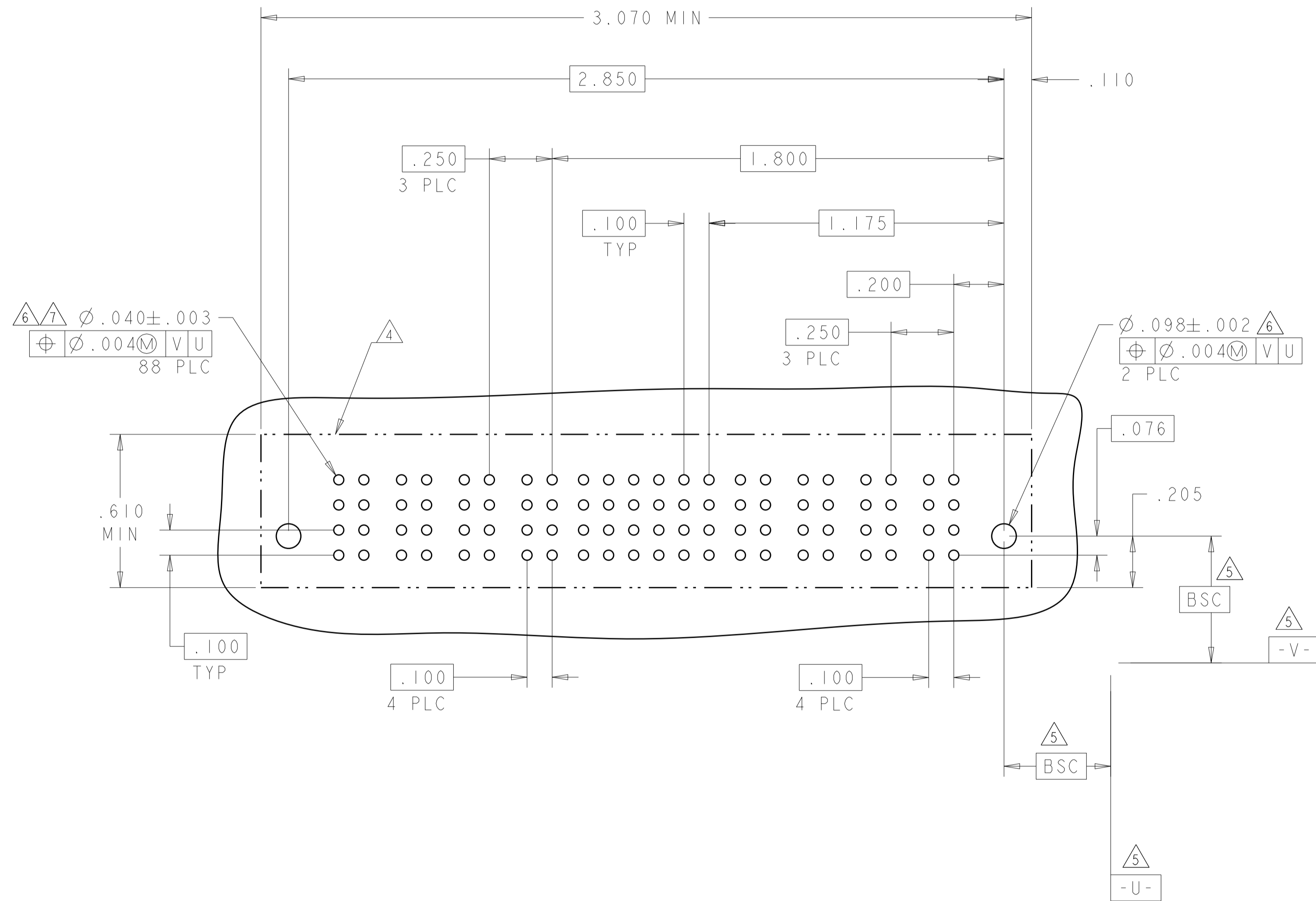
THIS DRAWING IS A CONTROLLED DOCUMENT.

DIMENSIONS:	TOLERANCES UNLESS OTHERWISE SPECIFIED:	OWN: D. ZHU	20DEC2007	TE Connectivity
INCHES	0 PLC ±.01 1 PLC ±.01 2 PLC ±.01 3 PLC ±.005 4 PLC ±.0020 ANGLES ±.2°	CHK: S. ZHAO	20DEC2007	
MATERIAL:	FINISH:	APVD: S. ZHAO	NAME:	VER RECEPT ASSEMBLY SHORT GUIDES, PRESS FIT MULTI-BEAM XLE
		PRODUCT SPEC: 108-2292	APPLICATION SPEC: 114-13251	SIZE: A1
		WEIGHT:	CAGE CODE: 6450860	RESTRICTED TO:
		CUSTOMER DRAWING	SCALE: N/A	SHEET 26 OF 28 REV: K2

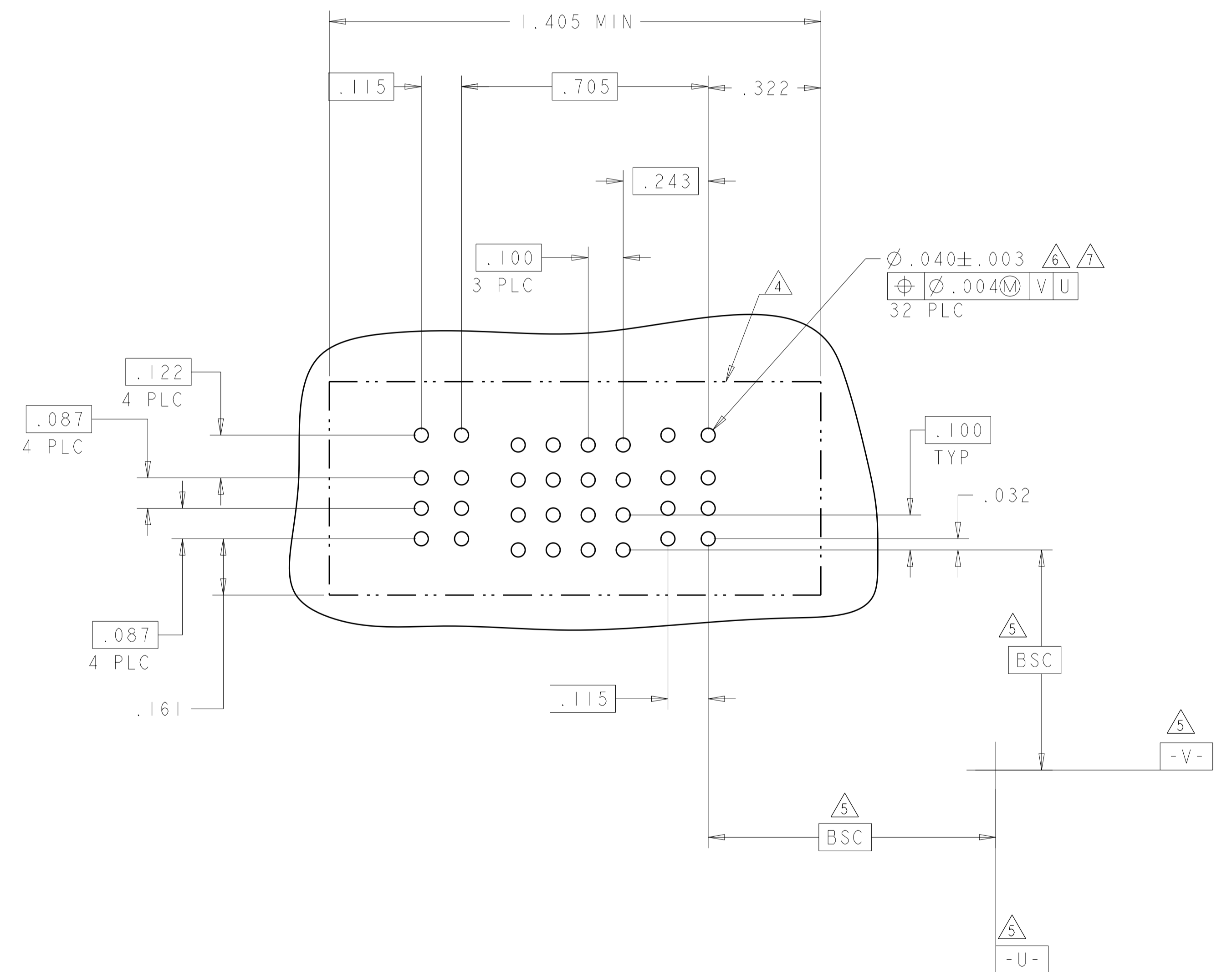
LOC	DIST	REVISIONS			
P	LTN	DESCRIPTION	DATE	OWN	APVD
-	-	SEE SHEET 1	-	-	-

PART NUMBER	ROWS	POWER				SIGNAL					POWER				
		P8	P7	P6	P5	6	5	4	3	2	1	P4	P3	P2	P1
4-6450860-7	D	GS	GS	GS	GS	AP	AP	AP	AP	AP	AP	GS	GS	GS	GS
	C					AP	AP	AP	AP	AP					
	B					AP	AP	AP	AP	AP					
	A					AP	AP	AP	AP	AP					
4P + 24S + 4P		HD													HD

PART NUMBER	ROWS	LOW POWER		SIGNAL				LOW POWER	
		P4	P3	4	3	2	1	P2	P1
4-6450860-8	D	LS1	LS1	AP	AP	AP	AP	LS1	LS1
	C			AP	AP	AP	AP		
	B			AP	AP	AP	AP		
	A			AP	AP	AP	AP		
2LP + 16S + 2LP									



J9



THIS DRAWING IS A CONTROLLED DOCUMENT.		OWN: D. ZHU	20DEC2007	 TE Connectivity
DIMENSIONS: INCHES		CHK: S. ZHAO	20DEC2007	
TOLERANCES UNLESS OTHERWISE SPECIFIED:		APVD: S. ZHAO	NAME:	VER RECEPT ASSEMBLY SHORT GUIDES, PRESS FIT MULTI-BEAM XLE
0 PLC ±. 1 PLC ±.01 2 PLC ±.01 3 PLC ±.005 4 PLC ±.002 ANGLES ±.020 FINISH		PRODUCT SPEC: 108-2292	APPLICATION SPEC: 114-13251	
MATERIAL:		WEIGHT:		RESTRICTED TO:
CUSTOMER DRAWING		SCALE: N/A	SHEET 27 OF 28	REV: K2

LOC	DIST	REVISIONS			
P	LTN	DESCRIPTION	DATE	DWN	APVD
-	-	SEE SHEET 1	-	-	-

PART NUMBER	ROWS	POWER		SIGNAL						POWER		
		P4	P3	6	5	4	3	2	1	P2	P1	
5-6450860-2	D	GS	GS	AP	AP	AP	AP	AP	AP	GS	GS	HD
	C			AP	AP	AP	AP	AP	AP			
	B			AP	AP	AP	AP	AP	AP			
	A			AP	AP	AP	AP	AP	AP			
2P + 24S + 2P												



THIS DRAWING IS A CONTROLLED DOCUMENT.		DWN: D. ZHU	ZODEC2007		TE Connectivity
DIMENSIONS: INCHES		CHK: S. ZHAO	ZODEC2007		VER RECEP ASSEMBLY SHORT GUIDES, PRESS FIT MULTI-BEAM XLE
TOLERANCES UNLESS OTHERWISE SPECIFIED:		APVD: S. ZHAO	-	NAME	
0 PLC ±.01		PRODUCT SPEC		SIZE: CAGE CODE: DRAWING NO: RESTRICTED TO	
1 PLC ±.01		108-2292		A100779C=6450860	
2 PLC ±.005		APPLICATION SPEC		SCALE: N/A SHEET 28 OF 28 REV: K2	
3 PLC ±.005		114-13251		CUSTOMER DRAWING	
4 PLC ±.0020		WEIGHT: -		SCALE: N/A SHEET 28 OF 28 REV: K2	
ANGLES ±.2°		FINISH: -		SCALE: N/A SHEET 28 OF 28 REV: K2	



Компания «ЭлектроПласт» предлагает заключение долгосрочных отношений при поставках импортных электронных компонентов на взаимовыгодных условиях!

Наши преимущества:

- Оперативные поставки широкого спектра электронных компонентов отечественного и импортного производства напрямую от производителей и с крупнейших мировых складов;
- Поставка более 17-ти миллионов наименований электронных компонентов;
- Поставка сложных, дефицитных, либо снятых с производства позиций;
- Оперативные сроки поставки под заказ (от 5 рабочих дней);
- Экспресс доставка в любую точку России;
- Техническая поддержка проекта, помощь в подборе аналогов, поставка прототипов;
- Система менеджмента качества сертифицирована по Международному стандарту ISO 9001;
- Лицензия ФСБ на осуществление работ с использованием сведений, составляющих государственную тайну;
- Поставка специализированных компонентов (Xilinx, Altera, Analog Devices, Intersil, Interpoint, Microsemi, Aeroflex, Peregrine, Syfer, Eurofarad, Texas Instrument, Miteq, Cobham, E2V, MA-COM, Hittite, Mini-Circuits, General Dynamics и др.);

Помимо этого, одним из направлений компании «ЭлектроПласт» является направление «Источники питания». Мы предлагаем Вам помощь Конструкторского отдела:

- Подбор оптимального решения, техническое обоснование при выборе компонента;
- Подбор аналогов;
- Консультации по применению компонента;
- Поставка образцов и прототипов;
- Техническая поддержка проекта;
- Защита от снятия компонента с производства.



Как с нами связаться

Телефон: 8 (812) 309 58 32 (многоканальный)

Факс: 8 (812) 320-02-42

Электронная почта: org@eplast1.ru

Адрес: 198099, г. Санкт-Петербург, ул. Калинина, дом 2, корпус 4, литера А.