

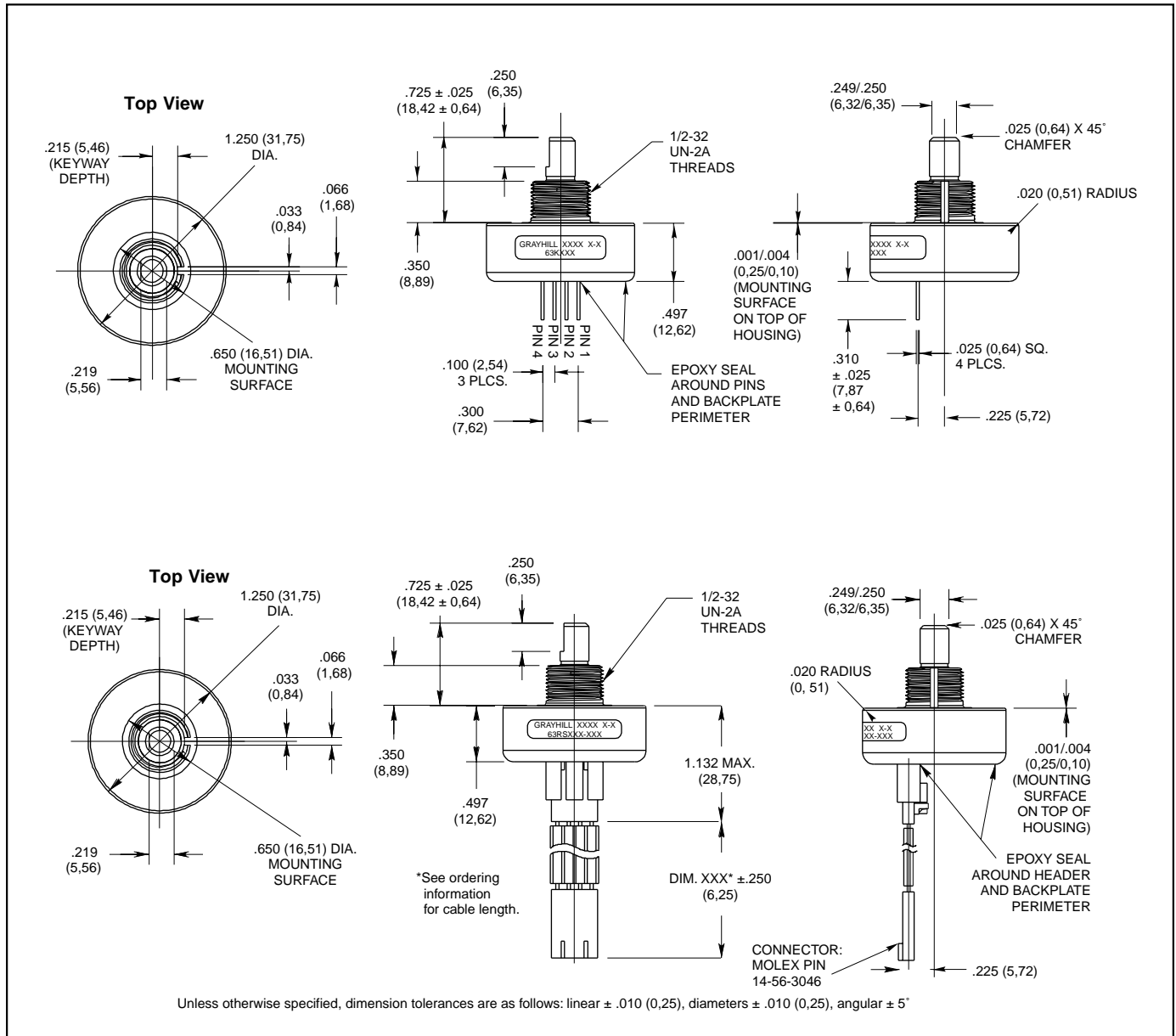
SERIES 63K
High Resolution, Ball Bearing,
4-Pin

FEATURES

- 25, 32, 50, 64, 100, 128 and 256 Cycles per Revolution Available
- Sealed Version Available
- Rugged Construction
- Cable or Pin Version
- 300 Million Life Cycles
- 5,000 RPM Shaft Rotation



DIMENSIONS In inches (and millimeters)



Optical and Mechanical Encoders

CIRCUITRY AND WAVEFORM: Standard Quadrature 2-Bit Code



SPECIFICATIONS

Electrical Ratings

Operating Voltage: 5.0 ±.25 Vdc
Supply Current: 30 mA maximum at 5 Vdc
Logic Output Characteristics:
 Output Type: Open collector with integrated Schmitt Trigger and 10 KΩ pull-up resistor
 Maximum Sink Current: 16 mA at .40 volts
Power Consumption: 150 mW maximum
Optical Rise Time: 500 nS typical
Optical Fall Time: 14 nS typical

Mechanical Ratings

Mechanical Life: 300 million revolutions
Time Life: Guaranteed for 10 years of continuous operation (calculated from emitter degradation data)
Mounting Torque: 20 in-lbs maximum
Terminal Strength: 5 lbs terminal pull-out force minimum
Solderability: 95% free of pin holes and voids
Operating Torque: 0.5 in-oz maximum (no detents) for unsealed versions
Externally Applied Shaft Force: Axial: 15 lbs maximum; Radial: 15 lbs maximum

Environmental Ratings

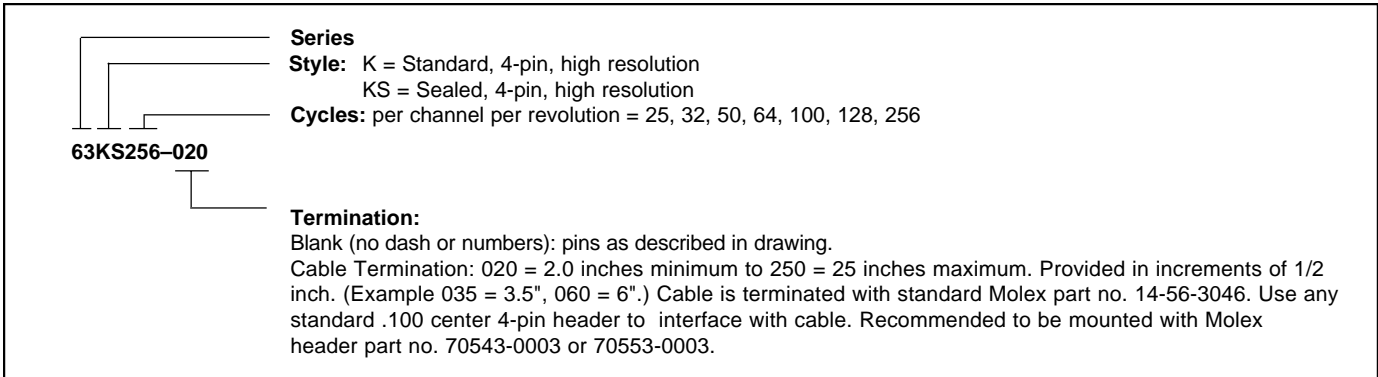
Operating Temperature Range: -40°C to 85°C
Storage Temperature Range: -55°C to 100°C
Relative Humidity: 90-95% at 40°C for 96 hours
Vibration Resistance: Harmonic motion with amplitude of 15g, within a varied 10 to 2000 Hz frequency for 12 hours per MIL-STD-202, Method 204
Shock Resistance: Test 1: 100g for 6 mS, half-sine wave with velocity change of 12.3 ft/s. Test 2: 100g for 6 mS, sawtooth wave with velocity change of 9.7 ft/s.

Materials and Finishes

Bushing: 6262-T9 aluminum alloy
Housing: Hiloy 610B
Code Rotor and Aperture: Chemically etched stainless steel/electroformed nickel
Printed Circuit Board: NEMA Grade FR-4. Five microinches minimum gold over 100 microinches minimum nickel over copper
Optical Barrier: Polyphenylene sulfide, 94 V-0
Backplate: Polyester
Header: Phosphor bronze, 200 microinches tin over 50 microinches nickel (pin version only)
Infrared Emitter: Gallium aluminum arsenide
Photo IC: Planar silicon
Retaining Ring: Stainless steel
Cable: 26 AWG, stranded/tinned wire, PVC coated on .100 (2,54) centers (cable version only)
Connector: Glass-filled PCT, UL94V-0

Bearing Subassembly
Bearing: NSK ABEC 5 (stainless steel)
Preload Collar: 303 (stainless steel)
Spacer: 303 (stainless steel)
Bellville Spring: spring steel (stainless steel)

ORDERING INFORMATION



Control knobs available, see page E-39.

Available from your local Grayhill Distributor. For prices and discounts, contact a local Sales Office, an authorized local Distributor or Grayhill.

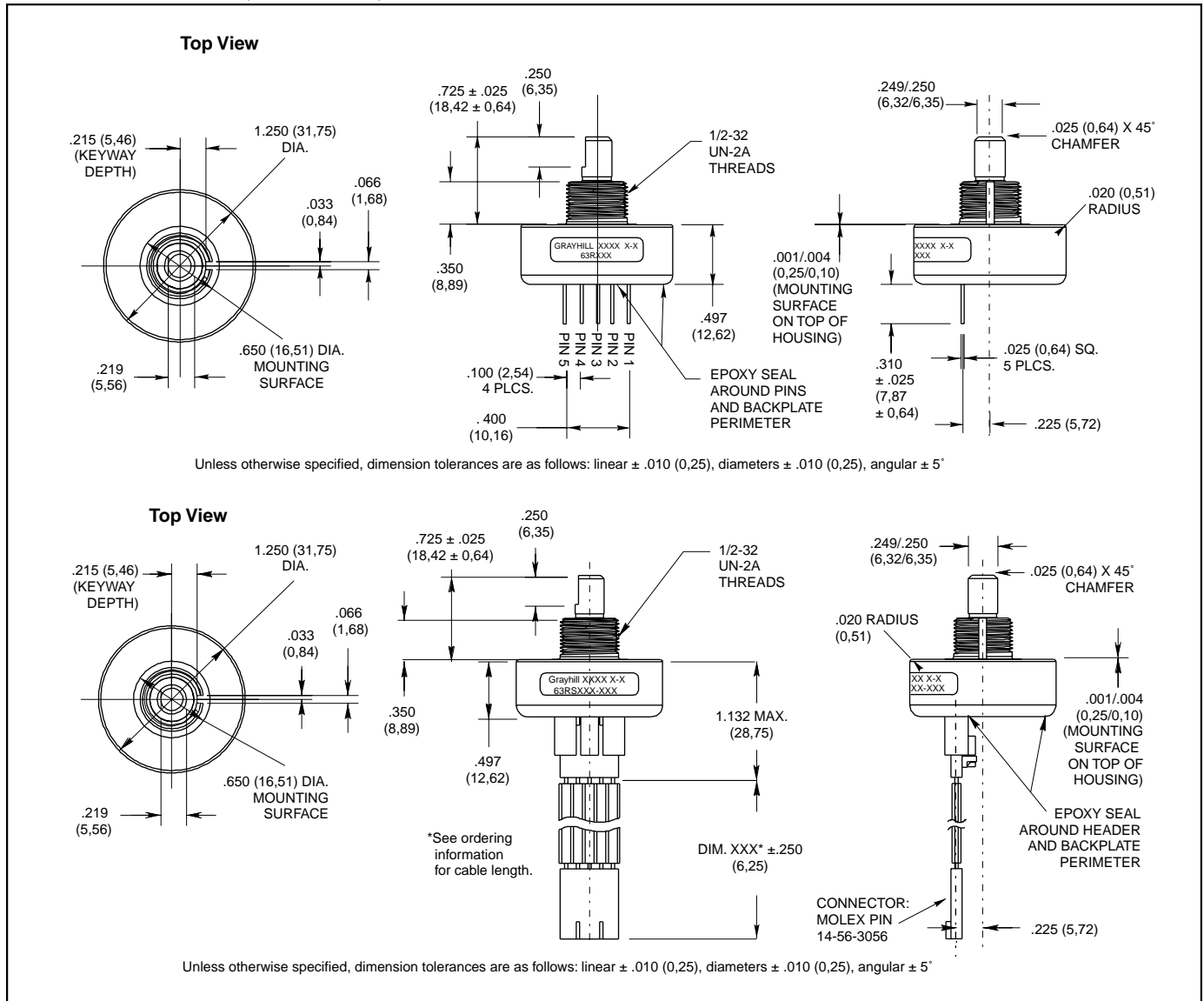
SERIES 63R
High Resolution, Ball Bearing,
5-pin (Polarized Connection)

FEATURES

- 25, 32, 50, 64, 100, 128 and 256 Cycles per Revolution Available
- Sealed Version Available
- Rugged Construction
- Cable or Pin Versions
- 300 Million Life Cycles
- 5000 RPM Shaft Rotation
- Index Pulse Available

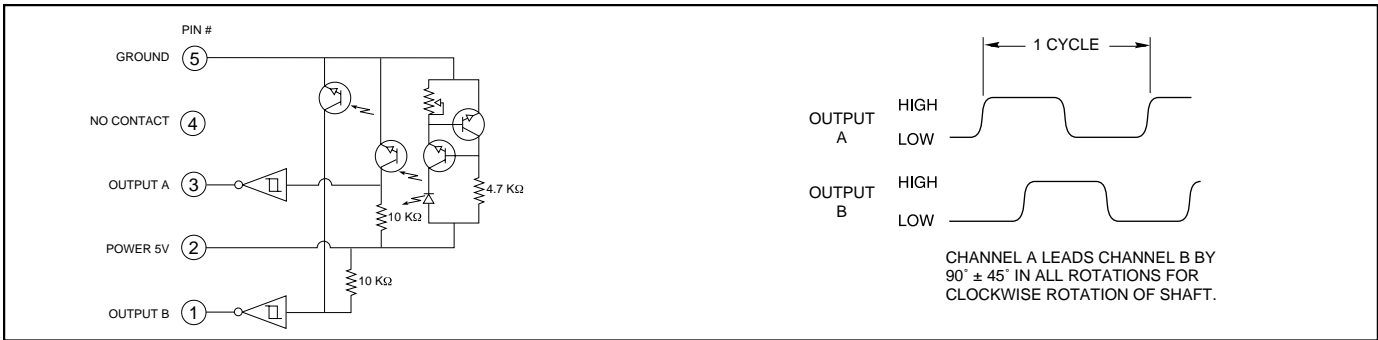


DIMENSIONS In Inches (and millimeters)



Optical and Mechanical Encoders

CIRCUITRY AND WAVEFORM: Standard Quadrature 2-Bit Code



SPECIFICATIONS

Electrical Ratings

Operating Voltage: 5 ±.25 Vdc
Supply Current: 30 mA maximum at 5 Vdc
Logic Output Characteristics:
 Output Type: Open collector with integrated Schmitt Trigger and 10 KW pull-up resistor
 Maximum Sink Current: 16 mA at .40 volts
Power Consumption: 150 mW maximum
Optical Rise Time: 500 nS typical
Optical Fall Time: 14 nS typical

Mechanical Ratings

Mechanical Life: 300 million revolutions
Time Life: Guaranteed for 10 years of continuous operation (calculated from emitter degradation data)
Mounting Torque: 20 in-lbs maximum
Terminal Strength: 5 lbs terminal pull-out force minimum
Solderability: 95% free of pin holes and voids
Externally Applied Shaft Force:
 Axial: 15 lbs maximum; Radial: 15 lbs maximum
Operating Torque: 0.5 in-oz maximum (no detents) for unsealed versions

Environmental Ratings

Operating Temperature Range: -40°C to 85°C
Storage Temperature Range: -55°C to 100°C
Relative Humidity: 90-95% at 40°C for 96 hours
Vibration Resistance: Harmonic motion with amplitude of 15g, within a varied 10 to 2000 Hz frequency for 12 hours per MIL-STD-202, Method 204
Shock Resistance: Test 1: 100g for 6 mS, half-sine wave with velocity change of 12.3 ft/s. Test 2: 100g for 6 mS, sawtooth wave with velocity change of 9.7 ft/s.

Materials and Finishes

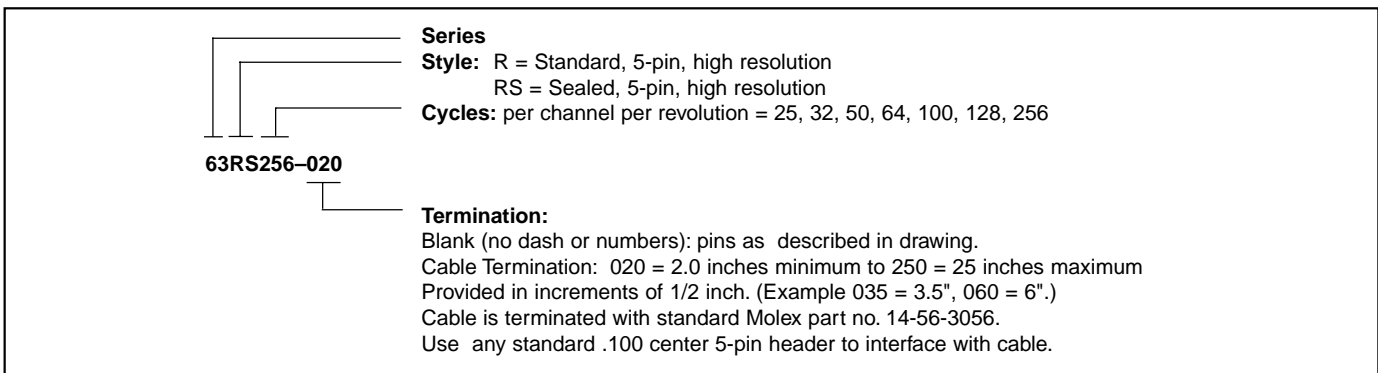
Bushing: 6262-T9 aluminum alloy
Housing: Hiloy 610B
Shaft: Stainless steel insert molded into nylon rotor support
Code Rotor and Aperture: Chemically etched stainless steel/electroformed nickel
Printed Circuit Board: NEMA Grade FR-4. Five microinches minimum gold over 100 microinches minimum nickel over copper
Optical Barrier: Polyphenylene sulfide, 94 V-0

Backplate: Polyester
Header: Phosphor bronze, 200 microinches tin over 50 microinches nickel (pin version only)
Infrared Emitter: Gallium aluminum arsenide
Photo IC: Planar silicon
Retaining Ring: Stainless steel
Cable: 26 AWG, stranded/tinned wire, PVC coated on .100 (2,54) centers (cable version only)
Connector: Glass-filled PCT, UL94V-0

Bearing Subassembly

Bearing: NSK ABEC 5 (stainless steel)
Preload Collar: 303 stainless steel
Spacer: 303 stainless steel
Bellville Spring: Spring steel (stainless steel)

ORDERING INFORMATION



Control knobs available, see page E-39.

Available from your local Grayhill Distributor. For prices and discounts, contact a local Sales Office, an authorized local Distributor or Grayhill.



Компания «ЭлектроПласт» предлагает заключение долгосрочных отношений при поставках импортных электронных компонентов на взаимовыгодных условиях!

Наши преимущества:

- Оперативные поставки широкого спектра электронных компонентов отечественного и импортного производства напрямую от производителей и с крупнейших мировых складов;
- Поставка более 17-ти миллионов наименований электронных компонентов;
- Поставка сложных, дефицитных, либо снятых с производства позиций;
- Оперативные сроки поставки под заказ (от 5 рабочих дней);
- Экспресс доставка в любую точку России;
- Техническая поддержка проекта, помощь в подборе аналогов, поставка прототипов;
- Система менеджмента качества сертифицирована по Международному стандарту ISO 9001;
- Лицензия ФСБ на осуществление работ с использованием сведений, составляющих государственную тайну;
- Поставка специализированных компонентов (Xilinx, Altera, Analog Devices, Intersil, Interpoint, Microsemi, Aeroflex, Peregrine, Syfer, Eurofarad, Texas Instrument, Miteq, Cobham, E2V, MA-COM, Hittite, Mini-Circuits, General Dynamics и др.);

Помимо этого, одним из направлений компании «ЭлектроПласт» является направление «Источники питания». Мы предлагаем Вам помощь Конструкторского отдела:

- Подбор оптимального решения, техническое обоснование при выборе компонента;
- Подбор аналогов;
- Консультации по применению компонента;
- Поставка образцов и прототипов;
- Техническая поддержка проекта;
- Защита от снятия компонента с производства.



Как с нами связаться

Телефон: 8 (812) 309 58 32 (многоканальный)

Факс: 8 (812) 320-02-42

Электронная почта: org@eplast1.ru

Адрес: 198099, г. Санкт-Петербург, ул. Калинина, дом 2, корпус 4, литера А.