

THE INFORMATION CONTAINED HEREIN IS CONSIDERED 'PROPRIETARY' TO BEL FUSE INC. AND SHALL NOT BE COPIED, REPRODUCED OR DISCLOSED WITHOUT THE WRITTEN APPROVAL OF BEL FUSE INC.

LED1 POLARITY			LED2 POLARITY		
PIN 13	PIN 14	COLOR	PIN 15	PIN 16	COLOR
/	/	/	+	-	ORANGE
-	+	YELLOW	-	+	GREEN

RoHS  
2002/95/EC

RJ45

ELECTRICAL CHARACTERISTICS @ 25°C

URNS RATIO

TP1	1CT : 1CT ±2%
TP2	1CT : 1CT ±2%
TP3	1CT : 1CT ±2%
TP4	1CT : 1CT ±2%

QCL @ 100kHz/100mVRMS

8mA DC BIAS 350µH MIN.

INS. LOSS

0.1MHz TO 1MHz	-1.1 dB MAX
1MHz TO 65MHz	-0.5 dB MAX
65MHz TO 100MHz	-0.8 dB MAX
100MHz TO 125MHz	-1.2 dB MAX

RET. LOSS (MIN) @ 100 OHMS ±15%

0.5MHz-40MHz	-18 dB
40MHz-100MHz	-12+20LOG(f/80MHz) dB

CM TO CM REJ

100kHz - 100MHz -30 dB MIN

CM TO DM REJ

100kHz - 100MHz -35 dB MIN

HIPOT (Isolation Voltage):

1500 Vrms  
100% OF PRODUCTION TESTED TO COMPLY WITH  
IEEE 802.3 ISOLATION REQUIREMENTS.

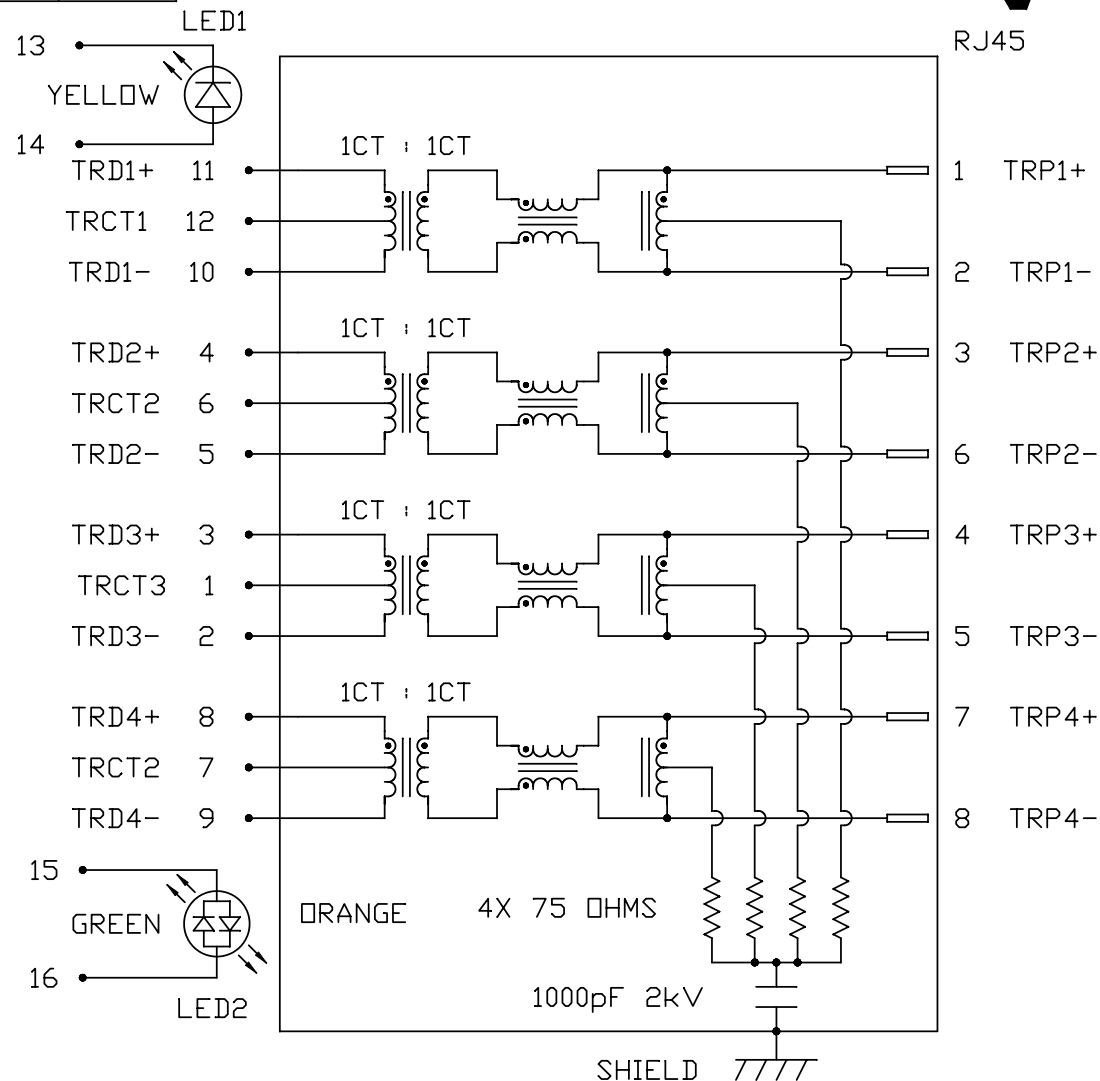
LED 1

VF (FORWARD VOLTAGE) IF=20mA YELLOW 2.1V TYP.  
λ D (DOMINANT WAVELENGTH) IF=20mA YELLOW 590nm TYP.

LED 2

VF (FORWARD VOLTAGE) IF=20mA GREEN 2.2V TYP.  
ORANGE 2.0V TYP.  
λ D (DOMINANT WAVELENGTH) IF=20mA GREEN 565nm TYP.  
ORANGE 610nm TYP.

SCHEMATIC



ORIGINATED BY	DATE
CHOW WANGCHUNG	06-16-09
DRAWN BY	DATE
LI YONGFENG	06-16-09

TITLE
1X4 gigabit MagJack® (12 cores, Tab Up)
0826-1X4T-23-F PATENTED

PART NO. / DRAWING NO.
08261X4T23-F
FILE NAME
08261X4T23-F_F.DWG

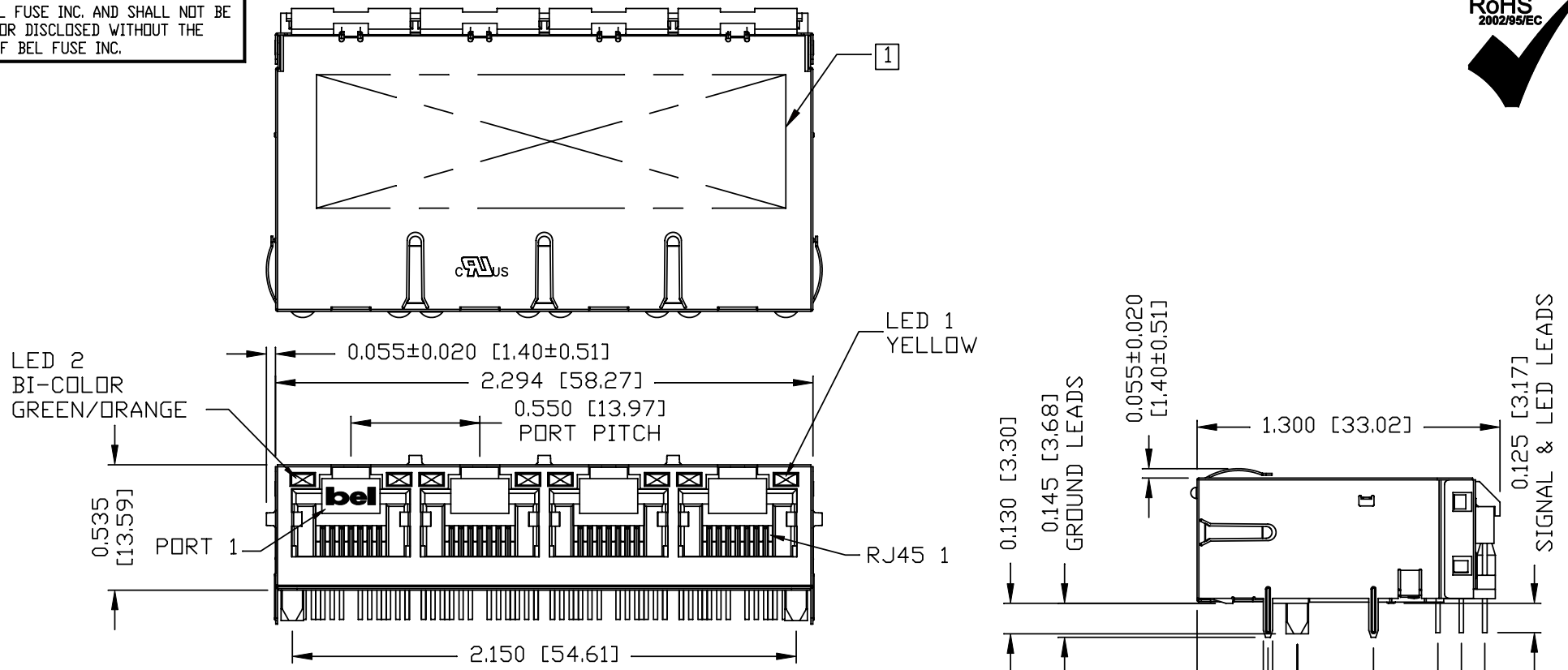
STANDARD DIM. TOL. IN INCH
.X
.XX
.XXX

[ ] METRIC DIM. AS REFERENCE
UNIT : INCH [mm]
SCALE : N/A
REV. : F
SIZE : A4
PAGE : 2



THE INFORMATION CONTAINED HEREIN IS CONSIDERED "PROPRIETARY" TO BEL FUSE INC. AND SHALL NOT BE COPIED, REPRODUCED OR DISCLOSED WITHOUT THE WRITTEN APPROVAL OF BEL FUSE INC.

RoHS  
2002/95/EC



**NOTES:**

- PLASTIC HOUSING: THERMOPLASTIC PBT  
FLAMMABILITY RATING UL 94V-0
- CONTACTS PLATING: 50 MICRO-INCH HARD GOLD PLATING
- PINS: TIN-COATED COPPER WIRE, DIA 0.018 INCH.
- METAL SHIELD: NICKEL PLATED ON COPPER ALLOY.  
(ALL GROUND LEADS ARE SOLDER DIPPED)

[1] MARK PART WITH MFG LOGO, MFG NAME, PART NUMBER, DATE CODE.  
AND "PATENTED" MARKING, THE PRODUCT IS PATENTED,  
THE PATENTED NUMBER IS U.S. PAT. 5,736,910.  
JACK CAVITY CONFORMS TO FCC RULES AND REGULATIONS.

USUL RECOGNIZED - FILE #E196366 AND E169987.  
RoHS COMPLIANCE, PER EU DIRECTIVE 2002/95/EC.

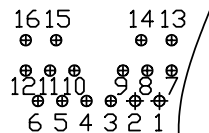
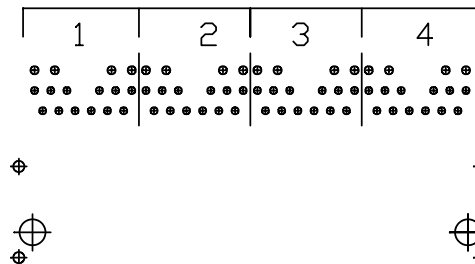
ORIGINATED BY	DATE	TITLE	PART NO. / DRAWING NO.	STANDARD DIM. TOL. IN INCH	[ ] METRIC DIM. AS REFERENCE	 COMPONENTS FOR A CONNECTED PLANET
ZX HUANG	06-16-09	1X4 gigabit MagJack® (12 cores, Tab Up) 0826-1X4T-23-F PATENTED	08261X4T23-F	.X	UNIT : INCH [mm]	
DRAWN BY	DATE		FILE NAME	.XX	SCALE : N/A	
BL CHEN	06-16-09		08261X4T23-F_F.DWG	.XXX	±0.010	
						REV. : F SIZE : A4 PAGE : 3

THE INFORMATION CONTAINED HEREIN IS CONSIDERED "PROPRIETARY" TO BEL FUSE INC. AND SHALL NOT BE COPIED, REPRODUCED OR DISCLOSED WITHOUT THE WRITTEN APPROVAL OF BEL FUSE INC.

RoHS  
2002/95/EC

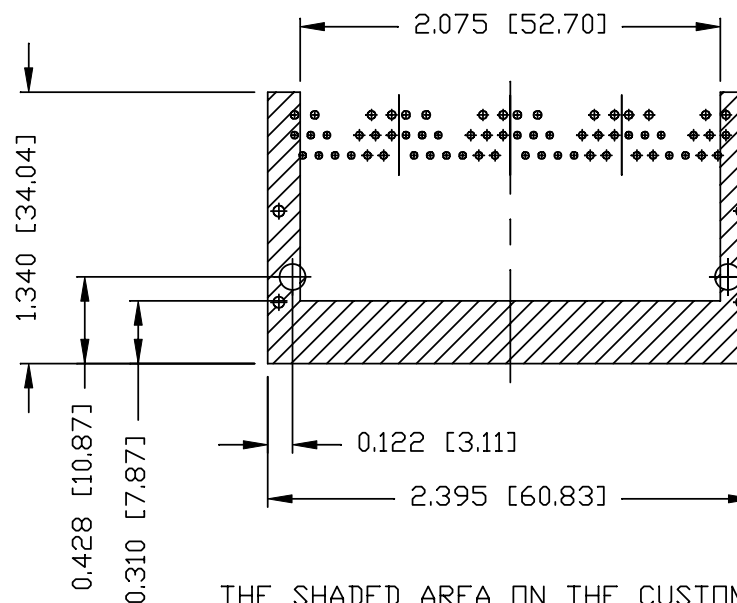


PORT ASSIGNMENT  
(COMPONENT SIDE VIEW)



PIN-OUT INFORMATION  
(COMPONENT SIDE VIEW)

12	TRCT1		
11	TRD1+		
10	TRD1-		
9	TRD4-		
8	TRD4+		
7	TRCT2		
6	TRCT2		
5	TRD2-		
4	TRD2+	16	ORG (-) GRN (+)
3	TRD3+	15	ORG (+) GRN (-)
2	TRD3-	14	YELLOW (+)
1	TRCT3	13	YELLOW (-)



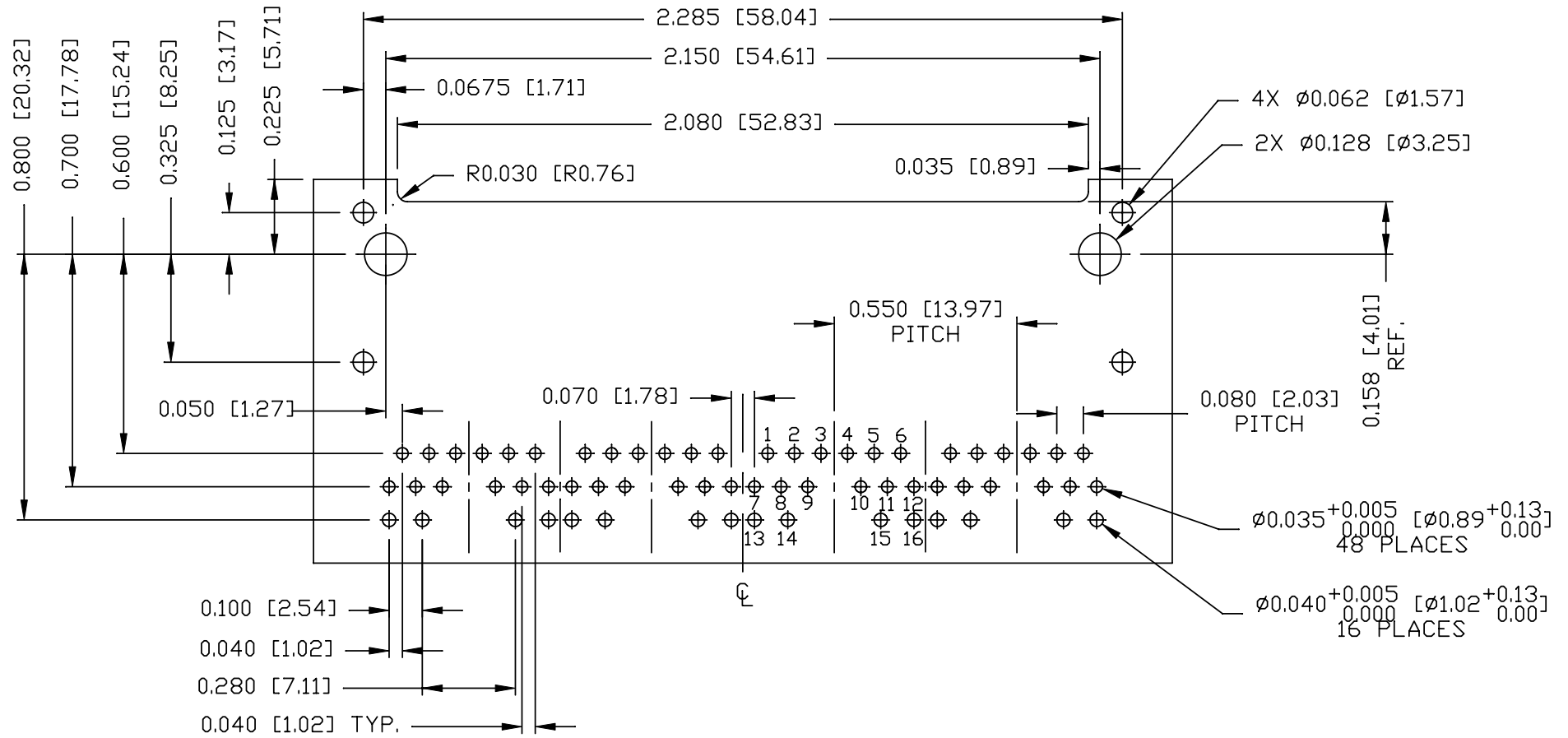
THE SHADED AREA ON THE CUSTOMER BOARD ARE RECOMMENDED TO BE CLEAR OFF ANY VIA HOLE OR COMPONENT PAD.

ORIGINATED BY	DATE	TITLE	PART NO. / DRAWING NO.	STANDARD DIM. TOL. IN INCH	[ ] METRIC DIM. AS REFERENCE	REV.
ZX HUANG	06-16-09	1X4 gigabit MagJack® (12 cores, Tab Up) 0826-1X4T-23-F PATENTED	08261X4T23-F	.X	UNIT : INCH [mm]	F
DRAWN BY	DATE		FILE NAME	.XX	SCALE : N/A	SIZE : A4
BL CHEN	06-16-09		08261X4T23-F_F.DWG	.XXX	±0.004	PAGE : 4



THE INFORMATION CONTAINED HEREIN IS CONSIDERED "PROPRIETARY" TO BEL FUSE INC. AND SHALL NOT BE COPIED, REPRODUCED OR DISCLOSED WITHOUT THE WRITTEN APPROVAL OF BEL FUSE INC.

RoHS  
2002/95/EC



RECOMMENDED PCB FOOTPRINT

COMPONENT SIDE VIEW

ORIGINATED BY	DATE	TITLE 1X4 gigabit MagJack® (12 cores, Tab Up) 0826-1X4T-23-F PATENTED	PART NO. / DRAWING NO.	STANDARD DIM.	[ ] METRIC DIM. AS REFERENCE		
ZX HUANG	06-16-09		08261X4T23-F	TOL. IN INCH	UNIT : INCH [mm]	REV. : F	
DRAWN BY	DATE		FILE NAME	.X	SCALE : N/A	SIZE : A4	
BL CHEN	06-16-09		08261X4T23-F_F.DWG	.XX	±0.004	⊕	PAGE : 5
				.XXX			

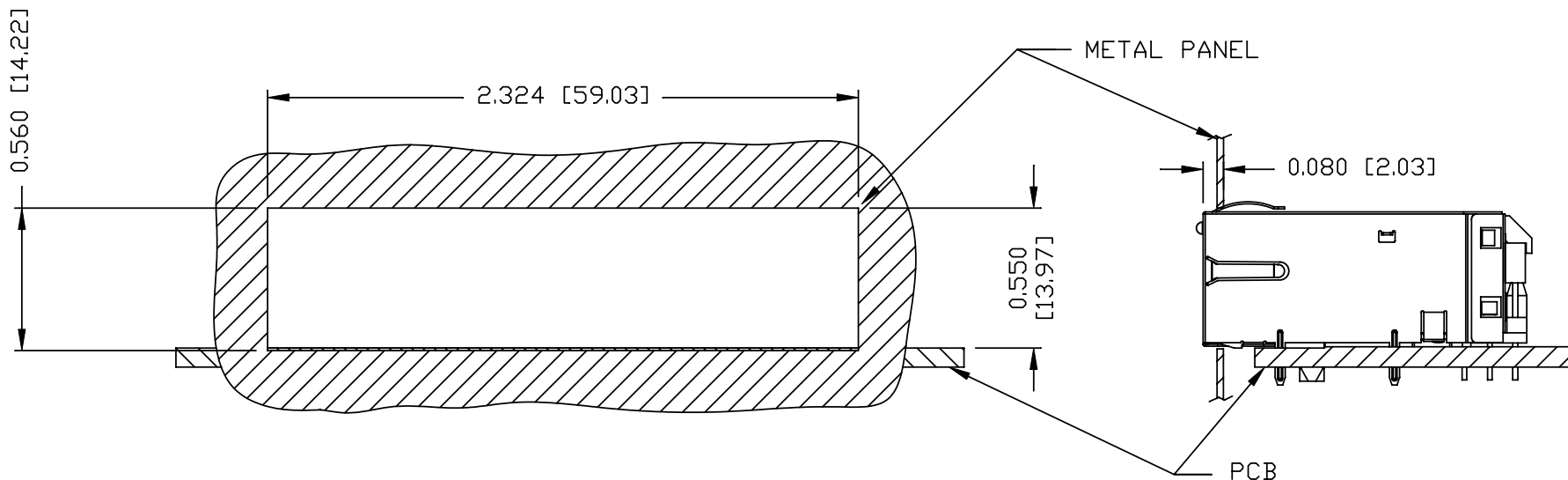


THE INFORMATION CONTAINED HEREIN IS CONSIDERED "PROPRIETARY" TO BEL FUSE INC. AND SHALL NOT BE COPIED, REPRODUCED OR DISCLOSED WITHOUT THE WRITTEN APPROVAL OF BEL FUSE INC.

RoHS  
2002/95/EC



SUGGESTED PANEL OPENING



NOTES:

THE DISTANCE OF PANEL INSIDE SURFACE RELATIVE TO FRONT SURFACE OF PART IS ONLY A SUGGESTION. IN CASE THIS DISTANCE IS DIFFERENT, THE REQUIRED PANEL OPENING DIMENSIONS CHANGE ACCORDINGLY.

PACKING INFORMATION

PACKING TRAY : 0200-9999-B4 (TOP)  
0200-9999-B5 (BOTTOM)

PACKING QUANTITY : 24 PCS FINISHED GOODS PER TRAY  
10 TRAYS (240 PCS FINISHED GOODS) PER CARTON BOX

NOTE : CARDBOARDS ARE PLACED BETWEEN LAYERS OF PACKING TRAY INSIDE CARTON BOX  
(INCLUDE THE UPPERMOST AND LOWERMOST TRAY)

ORIGINATED BY	DATE	TITLE	PART NO. / DRAWING NO.	STANDARD DIM. TOL. IN INCH	[ ] METRIC DIM. AS REFERENCE
ZX HUANG	06-16-09	1X4 gigabit MagJack® (12 cores, Tab Up) 0826-1X4T-23-F PATENTED	08261X4T23-F	.X	UNIT : INCH [mm] REV. : F
DRAWN BY	DATE			.XX	SCALE : N/A SIZE : A4
BL CHEN	06-16-09			.XXX ±0.004	⊕ — □ PAGE : 6





Компания «ЭлектроПласт» предлагает заключение долгосрочных отношений при поставках импортных электронных компонентов на взаимовыгодных условиях!

Наши преимущества:

- Оперативные поставки широкого спектра электронных компонентов отечественного и импортного производства напрямую от производителей и с крупнейших мировых складов;
- Поставка более 17-ти миллионов наименований электронных компонентов;
- Поставка сложных, дефицитных, либо снятых с производства позиций;
- Оперативные сроки поставки под заказ (от 5 рабочих дней);
- Экспресс доставка в любую точку России;
- Техническая поддержка проекта, помощь в подборе аналогов, поставка прототипов;
- Система менеджмента качества сертифицирована по Международному стандарту ISO 9001;
- Лицензия ФСБ на осуществление работ с использованием сведений, составляющих государственную тайну;
- Поставка специализированных компонентов (Xilinx, Altera, Analog Devices, Intersil, Interpoint, Microsemi, Aeroflex, Peregrine, Syfer, Eurofarad, Texas Instrument, Miteq, Cobham, E2V, MA-COM, Hittite, Mini-Circuits, General Dynamics и др.);

Помимо этого, одним из направлений компании «ЭлектроПласт» является направление «Источники питания». Мы предлагаем Вам помощь Конструкторского отдела:

- Подбор оптимального решения, техническое обоснование при выборе компонента;
- Подбор аналогов;
- Консультации по применению компонента;
- Поставка образцов и прототипов;
- Техническая поддержка проекта;
- Защита от снятия компонента с производства.



#### Как с нами связаться

**Телефон:** 8 (812) 309 58 32 (многоканальный)

**Факс:** 8 (812) 320-02-42

**Электронная почта:** [org@eplast1.ru](mailto:org@eplast1.ru)

**Адрес:** 198099, г. Санкт-Петербург, ул. Калинина, дом 2, корпус 4, литера А.