



Sample Kit 2011



Multilayer Varistors (MLVs) for ESD and High Energy Transient Protection in Automotive Applications

What are multilayer varistors (MLVs)?

- MLVs are multilayer semiconductor ceramic components for ESD protection of safety-relevant data lines and bus systems and for high-energy transient protection (e.g. load dump and jump start) in automotive electronic devices.
- MLVs can replace semiconductor diodes.

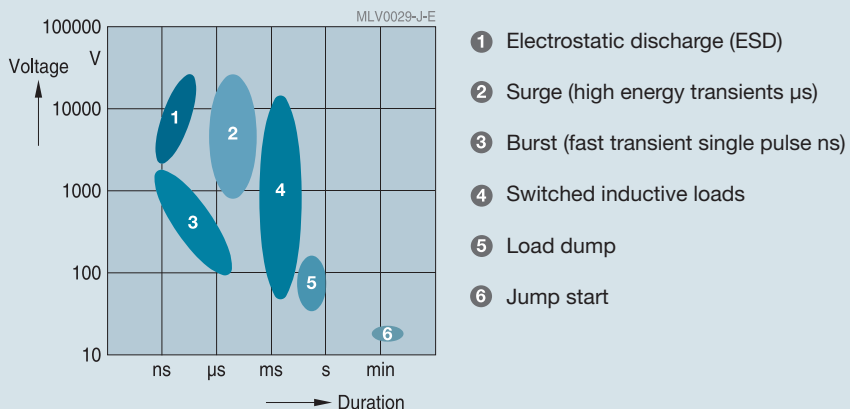
Benefits for customer applications

- Bidirectional protection for ESD and high energy transients
- Low capacitance types for bus systems
- Use of parasitic capacitance for RFI suppression and RF filtering (replacement of additional MLCC)
- High signal integrity due to low non-linearity → no signal distortion
- Use at temperatures up to 150 °C
- No temperature derating up to 125 °C/150 °C (depending on type)
- High energy handling capability
- Low parasitic inductance
- Low leakage current
- Fast response time < 0.5 ns

Qualification

- Reliability based on AEC-Q200, Rev. C
- ESD protection according to IEC61000-4-2 and ISO10605
- Jump start and load dump protection to ISO7637

Overview of transient overvoltages



Selection Guide

Typical requirements for automotive applications

ESD protection.

Typical applications: Bus systems, car infotainment. Typical case sizes: 0603, 0805

ESD specification (e.g. IEC, ISO, AEC, JEDEC, HBM, customer specification)

Type of bus system (e.g. LIN, CAN, FlexRay) defines capacitance requirement on protection device

Special capacitance range (controlled capacitance, low capacitance, high-speed)

Enhanced temperature requirement (150 °C)

High temperature (HT) range

Load dump/jump start protection.

Typical application: battery line. Typical case sizes: 1210, 2220

Load dump / jump start requirements (e.g. ISO 7637)

Additional requirements (e.g. centralized or module protection)

AUTO range

Enhanced temperature requirement (150 °C)

AUTO high temperature range

Transient voltage/RFI suppression.

Typical application: DC motors. Typical case sizes: SR1 (1812), SR2 (2220), SR6 (1206)

RFI suppression requirements:

Noise suppression level (e.g. VDE 0879, part 3), capacitance value, frequency range

Additional requirements (e.g. load dump, jump start, ISO 7637, JASO)

Leaded transient voltage / RFI suppressors (SHCV) ¹⁾

Surge current protection.

Typical application: motors. Typical case sizes: 3225, 4032

Additional requirements (e.g. load dump, jump start)

SMD disk varistors AUTO range (CU AUTO) ¹⁾

¹⁾ For samples or further information please contact your EPCOS sales office.

Product Range

Electrical parameters of parts in the sample kit

| Case size | EPC0S type | V _{OC} [V] | I _{surge, max} @ 8/20 µs [A] | W _{max} @ 2 ms [mJ] | W _{LD} @ 10 pulses [J] | P _{diss, max} [mW] | V _V @ 1 mA ¹⁾ [V] | V _{Jump} @ 5 min. [V] | V _{clamp, max} [V] | I _{damp} @ 8/20 µs [A] | C _{typ} [pF] | C _{max} [pF] |
|---|----------------------|------------------------|---|------------------------------------|---------------------------------------|--------------------------------|---|--------------------------------------|--------------------------------|---------------------------------------|--------------------------|--------------------------|
| AUTO range | | | | | | | | | | | | |
| 0805 | CT0805S14BAUTOG | 16 | 120 | 300 | 1 | 8 | 22 | 24.5 | 42 | 1.0 | 400 | – |
| 1206 | CT1206K20AUTOG | 26 | 200 | 700 | 1.5 | 8 | 33 | 27.0 | 54 | 1.0 | 600 | – |
| 1210 | CT1210S14BAUTOG | 16 | 400 | 1600 | 3 | 10 | 22 | 24.5 | 40 | 2.5 | 1700 | – |
| 1210 | CT1210K17AUTOG | 22 | 400 | 1700 | 3 | 10 | 27 | 26.5 | 44 | 2.5 | 1800 | – |
| 1210 | CT1210K20AUTOG | 26 | 400 | 1900 | 3 | 10 | 33 | 27.0 | 54 | 2.5 | 1500 | – |
| 1210 | CT1210K25AUTOG | 31 | 300 | 1700 | 3 | 10 | 39 | 29.0 | 65 | 2.5 | 1200 | – |
| 2220 | CN2220S14BAUTOGK2 | 16 | 1200 | 5800 | 12 | 30 | 22 | 24.5 | 40 | 10.0 | 9500 | – |
| 2220 | CN2220S14BAUTOE2G2K2 | 16 | 1200 | 5800 | 25 | 30 | 22 | 24.5 | 40 | 10.0 | 15000 | – |
| 2220 | CN2220K30AUTOE2G2K2 | 34 | 1200 | 12000 | 25 | 30 | 47 | 45.0 | 77 | 10.0 | 10000 | – |
| Standard and special capacitance range | | | | | | | | | | | | |
| 0603 | CT0603K25G | 31 | 30 | 300 | – | 3 | 39 | – | 67 | 1 | 90 | – |
| 0805 | CT0805K25G | 31 | 80 | 300 | – | 5 | 39 | – | 67 | 1 | 250 | – |
| 0603 | CT0603K17LCG | 22 | 10 | 100 | – | 1 | 27 | – | 50 | 1 | – | 50.0 |
| 0603 | CT0603S17BCCG | 22 | 30 | 75 | – | 3 | 25 | – | 50 | 1 | – | 74.2 |
| 0603 | CT0603S17ALCG | 22 | 30 | 75 | – | 3 | 25 | – | 50 | 1 | – | 75.0 |
| 0603 | CT0603K14G | 18 | 30 | 200 | – | 3 | 22 | – | 40 | 1 | 100 | – |
| 0603 | CT0603S14AHSG | 16 | 5 | 30 | – | 3 | 23 | – | 66 | 1 | 15 | 30.0 |
| 0603 | CT0603L25HSG | 32 | 5 | – | – | – | 51.9 | – | 120 | 1 | 10 | 15.0 |
| AUTO high temperature range | | | | | | | | | | | | |
| 0603 | CN0603S14BHTG2 | 18 | 30 | 200 | – | 3 | 22 | – | 42 | 1 | 120 | – |

¹⁾ Tolerances see data sheet on CD-ROM


Components

| | | | | | | | | |
|---------------------|--------------------|---------------------|--------------------|--------------------|--------------------|-----------------------|--------------------------|-------------------------|
| CT0805 S14BAUTOG | CT1206 K20AUTOG | CT1210 S14BAUTOG | CT1210 K17AUTOG | CT1210 K20AUTOG | CT1210 K25AUTOG | CN2220S14 BAUTOGK2 | CN2220S14 BAUTOE2G2K2 | CN2220K30 AUTOE2G2K2 |
|---------------------|--------------------|---------------------|--------------------|--------------------|--------------------|-----------------------|--------------------------|-------------------------|

| | | | | | | | | |
|----------------|----------------|------------------|-------------------|-------------------|----------------|-------------------|------------------|--------------------|
| CT0603 K25G | CT0805 K25G | CT0603 K17LCG | CT0603 S17BCCG | CT0603 S17ALCG | CT0603 K14G | CT0603 S14AHSG | CT0603 L25HSG | CN0603 S14BHTG2 |
|----------------|----------------|------------------|-------------------|-------------------|----------------|-------------------|------------------|--------------------|



Sample Kit 2011



Multilayer Varistors (MLVs)


for ESD and High Energy Transient
Protection in Automotive Applications

1. Data sheet 2. General information 3. PSpice model 4. Presentation

© EPCOS AG 2011

www.epcos.com

Important information: Some parts of this publication contain statements about the suitability of our products for certain areas of application. These statements are based on our knowledge of typical requirements that are often placed on our products. We expressly point out that these statements cannot be regarded as binding statements about the suitability of our products for a particular customer application. It is incumbent on the customer to check and decide whether a product is suitable for use in a particular application. This publication is only a brief product survey which may be changed from time to time. Our products are described in detail in our data sheets. The *Important notes* (www.epcos.com/ImportantNotes) and the product-specific *Cautions and warnings* must be observed. All relevant information is available through our sales offices.



Mouser Electronics

Authorized Distributor

Click to View Pricing, Inventory, Delivery & Lifecycle Information:

EPCOS:

[B72499A9999K99](#) [B72499E9999K99](#)



Компания «ЭлектроПласт» предлагает заключение долгосрочных отношений при поставках импортных электронных компонентов на взаимовыгодных условиях!

Наши преимущества:

- Оперативные поставки широкого спектра электронных компонентов отечественного и импортного производства напрямую от производителей и с крупнейших мировых складов;
- Поставка более 17-ти миллионов наименований электронных компонентов;
- Поставка сложных, дефицитных, либо снятых с производства позиций;
- Оперативные сроки поставки под заказ (от 5 рабочих дней);
- Экспресс доставка в любую точку России;
- Техническая поддержка проекта, помощь в подборе аналогов, поставка прототипов;
- Система менеджмента качества сертифицирована по Международному стандарту ISO 9001;
- Лицензия ФСБ на осуществление работ с использованием сведений, составляющих государственную тайну;
- Поставка специализированных компонентов (Xilinx, Altera, Analog Devices, Intersil, Interpoint, Microsemi, Aeroflex, Peregrine, Syfer, Eurofarad, Texas Instrument, Miteq, Cobham, E2V, MA-COM, Hittite, Mini-Circuits, General Dynamics и др.);

Помимо этого, одним из направлений компании «ЭлектроПласт» является направление «Источники питания». Мы предлагаем Вам помощь Конструкторского отдела:

- Подбор оптимального решения, техническое обоснование при выборе компонента;
- Подбор аналогов;
- Консультации по применению компонента;
- Поставка образцов и прототипов;
- Техническая поддержка проекта;
- Защита от снятия компонента с производства.



Как с нами связаться

Телефон: 8 (812) 309 58 32 (многоканальный)

Факс: 8 (812) 320-02-42

Электронная почта: org@eplast1.ru

Адрес: 198099, г. Санкт-Петербург, ул. Калинина, дом 2, корпус 4, литера А.