

# ACTPAT184 ACTIVE GPS ANTENNA

## Functional Specification




---

Inventek Systems, LLC  
239 Littleton Road, Suite 4D  
Westford, Massachusetts 01886  
978-392-2202

© 2008 Inventek Systems, LLC  
239 Littleton Road, Suite 4D  
Westford, Massachusetts 01886  
978-392-2202  
978-692-3502 (Fax)

Visit us at <http://www.inventeksys.com/>



Inventek Systems, LLC, reserves the right to make changes to its products, specifications and other information at any time without notice. Inventek Systems assumes no liability or responsibility for any claims or damages arising out of the use of this document, or from the use of products based on this document, including, but not limited to claims or damages based on infringement of patents, copyrights or other intellectual property rights. Inventek Systems makes no warranties, either express or implied with respect to the information and specifications contained in this document. Performance characteristics listed in this document do not constitute a warranty or guarantee of product performance.

## Contents

Contents .....	3
Overview.....	4
Mechanical .....	5
Thermal.....	5
Power .....	5
Patch Characteristics.....	6
Active Antenna and LNA Characteristics .....	6
Far field amplitude excluding the LNA gain.....	7
Shipping .....	8
Ordering Information .....	8
Figure 1 Patch Dimension (mm) .....	5
Table 1 Mechanical.....	5
Table 2 Antenna Temperature .....	5
Table 3 Power Requirements .....	5

## Overview

Inventek's GPS antenna, part number, ACTPAT184-01-IP is designed to work with a variety of GPS receivers. The active antenna is designed to snap directly onto the Inventek GPS modules ISM300F1 and ISM300F2 Family of GPS receivers.

The standard model is made from ceramic and comes with a LNA and mini coaxial 1.13mm cable with a U.FL RF connector that you can mount it directly on the board or attach to your GPS receiver. The active antenna can be used in a variety of applications including automotive with an impedance of 50 ohms.

The antenna, P/N ACTPAT184-01-IP lets you integrate low cost GPS functionality into your product quickly and easily. It's suitable for a wide range of applications, including the most compact:

- Hand-held personal positioning and navigation
- External PDAs, Pocket PCs and other hand-held computers
- Fleet management
- Asset tracking
- Automatic vehicle location

The ACTPAT184-01-IP provides world class performance suits it to navigating urban canyons, as well as wide-open spaces. Being lead-free, it complies with the European Union's RoHS (Restriction of Hazardous Substances) directive.

## Mechanical

Table 1 summarizes the dimensions of the Antenna.

Parameter	Value
Rectangular	18.6 x 18.6 mm
Width	7.0 ± 0.2 mm including Shield
Color	Black with silver shield
Impedance	50 Ohms
Connector	IPEX U.FL ( MHFI)

Table 1 Mechanical




Figure 1 Patch Dimension (mm)

## Thermal

Name	
Operation Temperature range	-40 to +85 °C
Storage temperature	-40 to +90 °C
Humidity	10 to 95% RH
Frequency Temp Coefficient	20 max ppm/ °C at -40 to -90 °C

Table 2 Antenna Temperature

## Power

Table 3 summarizes the Antenna's power requirements.

Parameter	Value
VCC	2.7–5.4 V dc
Continuous tracking	10 mA @ 3 Volts

Table 3 Power Requirements

You can reduce power consumption by turning on the antenna and only when needed to acquire a fix.

## Patch Characteristics

The Patch characteristics are measured with 70x70 mm ground plane in an anechoic chamber. Active antenna ESD test (working): >16kv (contact discharge with radome)

Antenna	Value
Patch Center Frequency	1578.00 +/- 2.0 Mhz
Patch Bandwidth ( under -10 dB return loss)	10 Mhz min
Patch Gain at Zenith	+ 2.5 dBic Typical
Patch Gain at 10 degrees elevation	-4.5 dBic min
Polarization	R.H.C.P
Axial Ratio	2.0 dB Typical

## Active Antenna and LNA Characteristics

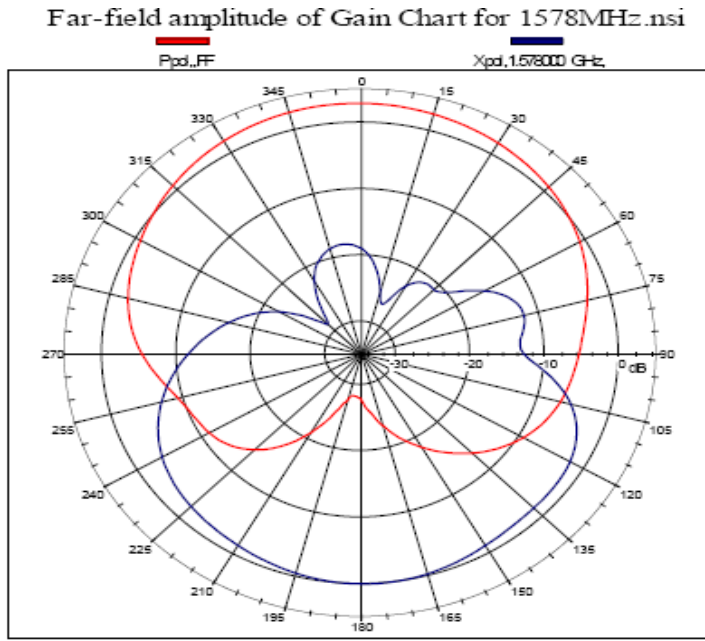
LNA	Value
Gain	26 to 35 dB ( @ 3volts 28 dB)
Noise figure	1.4 dB (@ 3 volts 1.35dB)
Output VSWR	DC= 1.5 max
*Center Frequency	1575.42+/- 1.0 Mhz

\* Center Frequency may be offset based upon the surroundings. ACTPAT184 has been tuned and tested in free space with printed circuit board and shield as shown in Figure 1.

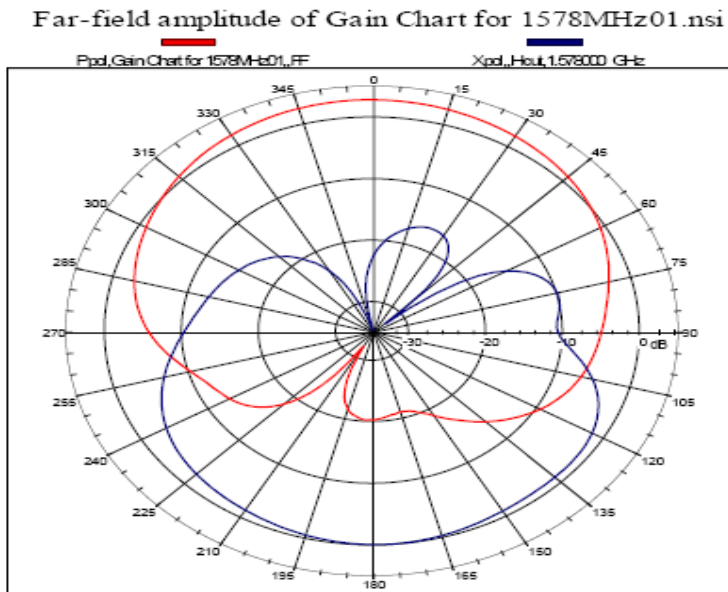
## Far field amplitude excluding the LNA gain

Here is an example of Radiation Pattern of the patch (0 and 90°) Far field amplitude excluding the LNA gain. The Patch characteristics are measured with 50x50 mm ground plane in an anechoic chamber. Active antenna ESD test (working): >16kv (contact discharge with radome)

### 0° degrees



### 90°



**Right hand circular polarized signal f0=1578MHz**

Figure 3 [Radiation Pattern \(Excluding LNA Gain\) \(90°\)](#)

## Shipping

- Each antenna is individually packaged in Plastic bags
- All bags are sealed, impulse sealer
- 20 units per tray
- All material and components are ROHS compliance

## Ordering Information

The Antenna is RoHS-compliant and you can custom configure the cable length, type and connector type. Min orders are required for custom builds. Please specify the corresponding part number when ordering.

Build a part number:

The following ordering configurations are available by order:

P/N: ACTPAT184-**XX**-**CT**

**(XX)** = Cable length 01: 63 mm , xx: Custom length in meters

**(CT)** = Connector Types

00 : No connector

IP: IPEX U.FL connector

HR: Hiroshi U.FI connector (non standard)

xx: Custom connector

Ordering Part number sequence example

Standard Parts:

Part No.	Antenna Type	Connector Type	Cable Length Inches	Cable Length (mm)
ACTPAT184-01-IP	18.6 x18.6 x7 mm	*Ipex U.FL ( MHFI)	~ 2.5	63 mm
ACTPAT184-01-00	18.6 x18.6 x7 mm	None	~ 2.5	63 mm
ACTPAT184-07-00	18.6 x18.6 x7 mm	None	~ 6.5	164mm
ACTPAT184-07-1P	18.6 x18.6 x7 mm	Ipex U.FL ( MHFI)	~ 6.5	164mm

\* Hirose U.FL compatible



# Mouser Electronics

Authorized Distributor

Click to View Pricing, Inventory, Delivery & Lifecycle Information:

[Inventek Systems:](#)

[ACTPAT184-01-IP](#)



Компания «ЭлектроПласт» предлагает заключение долгосрочных отношений при поставках импортных электронных компонентов на взаимовыгодных условиях!

Наши преимущества:

- Оперативные поставки широкого спектра электронных компонентов отечественного и импортного производства напрямую от производителей и с крупнейших мировых складов;
- Поставка более 17-ти миллионов наименований электронных компонентов;
- Поставка сложных, дефицитных, либо снятых с производства позиций;
- Оперативные сроки поставки под заказ (от 5 рабочих дней);
- Экспресс доставка в любую точку России;
- Техническая поддержка проекта, помощь в подборе аналогов, поставка прототипов;
- Система менеджмента качества сертифицирована по Международному стандарту ISO 9001;
- Лицензия ФСБ на осуществление работ с использованием сведений, составляющих государственную тайну;
- Поставка специализированных компонентов (Xilinx, Altera, Analog Devices, Intersil, Interpoint, Microsemi, Aeroflex, Peregrine, Syfer, Eurofarad, Texas Instrument, Miteq, Cobham, E2V, MA-COM, Hittite, Mini-Circuits, General Dynamics и др.);

Помимо этого, одним из направлений компании «ЭлектроПласт» является направление «Источники питания». Мы предлагаем Вам помощь Конструкторского отдела:

- Подбор оптимального решения, техническое обоснование при выборе компонента;
- Подбор аналогов;
- Консультации по применению компонента;
- Поставка образцов и прототипов;
- Техническая поддержка проекта;
- Защита от снятия компонента с производства.



#### Как с нами связаться

**Телефон:** 8 (812) 309 58 32 (многоканальный)

**Факс:** 8 (812) 320-02-42

**Электронная почта:** [org@eplast1.ru](mailto:org@eplast1.ru)

**Адрес:** 198099, г. Санкт-Петербург, ул. Калинина, дом 2, корпус 4, литера А.