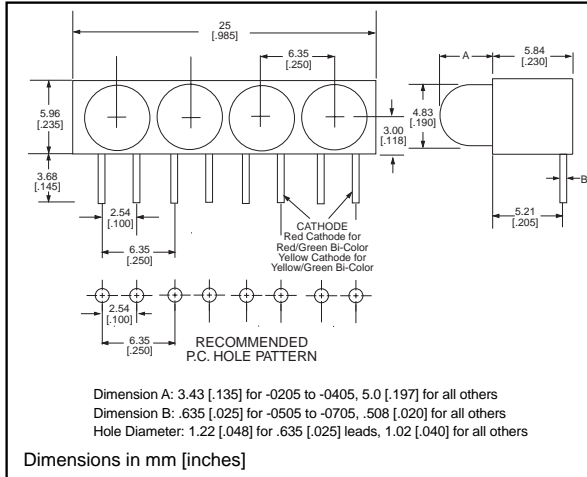


5mm

# LED CBI® Circuit Board Indicator Square Back Housing, Quad Block



## 550-xx05-004



Standard Polarity shown in drawing: Cathode right

### Features

- Multiple CBIs form horizontal LED arrays on 6.35mm (0.250") center-lines.
- High Contrast, UL 94 V-0 rated, black housing
- Oxygen index: 32%
- Polymer content: PBT, 0.755 g
- Housing stand-offs facilitate PCB cleaning
- Solderability per MIL-STD-202F, method 208F
- LEDs are safe for direct viewing per IEC 825-1, EN-60825-1
- Compatible with:
  - 550-xx05 Single Block
  - 550-xx05-003 Tri Block

### Custom Combinations

- Contact factory for information on custom color combinations

### Tolerance note: As noted, otherwise:

- LED Protrusion: ±0.04 mm [±0.016]
- CBI Housing: ±0.02mm[±0.008]

### PART NO.

#### GENERAL PURPOSE

- 550-0205-004
- 550-0305-004
- 550-0405-004

#### INTEGRAL RESISTOR

- 550-0505-004
- 550-0705-004
- 550-0805-004

#### LOW CURRENT

- 550-1105-004
- 550-1205-004
- 550-1305-004

#### HIGH EFFICIENCY

- 550-2205-004
- 550-2305-004
- 550-2405-004
- 550-2505-004

#### BI-COLOR

- 550-3005-004
- 550-3105-004

#### SUPER BRIGHT, DIFFUSED

- 550-5105-004
- 550-5205-004
- 550-5305-004

#### SUPER BRIGHT, WATER CLEAR (Non-tinted, Non-diffused)

- 550-5505-004
- 550-5605-004
- 550-5705-004

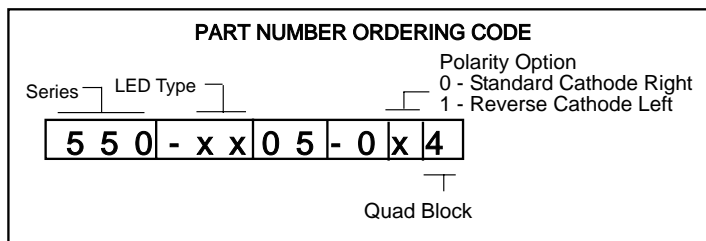
### COLOR\*

- Green
- Yellow
- Red
- Red, 5V
- Green, 5V
- Yellow, 5V
- Red
- Yellow
- Green
- Green
- Yellow
- Red
- Orange
- Red/Green
- Yellow/Green
- Red
- Green
- Yellow



\* LED 1, LED 2, LED 3, LED 4

Reverse Polarity (Cathode Left) option available.  
See Part Number Ordering Code.



## Typical Operating Characteristics (T<sub>A</sub>=25°C)

See LED data sheet for additional information

**GENERAL PURPOSE** See page 6-55 and 6-56 for Reference Only LED Drive Circuit Examples. See page 6-58 for Pin Out

| Part Number  | Color  | Peak Wavelength nm | I <sub>v</sub> mcd | V <sub>F</sub> Volts | Test Current (mA) | Viewing Angle 2Θ° | LED Data sheet | Page # |
|--------------|--------|--------------------|--------------------|----------------------|-------------------|-------------------|----------------|--------|
| 550-0205-004 | Green  | 565                | 12.3               | 2.1                  | 20                | 60°               | 5ND-9674       | 6-51   |
| 550-0305-004 | Yellow | 585                | 12.3               | 2.1                  | 20                | 60°               | 5ND-9673       | 6-51   |
| 550-0405-004 | Red    | 635                | 12.3               | 2                    | 20                | 60°               | 5ND-9672       | 6-51   |

### INTEGRAL RESISTOR

| Part Number  | Color  | Peak Wavelength nm | I <sub>v</sub> mcd | Test Voltage | Forward Current (mA) | Viewing Angle 2Θ° | LED Data sheet | Page # |
|--------------|--------|--------------------|--------------------|--------------|----------------------|-------------------|----------------|--------|
| 550-0505-004 | Red    | 655                | 2                  | 5            | 13                   | 60°               | 5RD-9422       | 6-52   |
| 550-0705-004 | Green  | 565                | 8                  | 5            | 12                   | 60°               | 5RD-9423       | 6-52   |
| 550-0805-004 | Yellow | 583                | 8                  | 5            | 10                   | 60°               | 521-9284       | 6-41   |

### LOW CURRENT

| Part Number  | Color  | Peak Wavelength nm | I <sub>v</sub> mcd | V <sub>F</sub> Volts | Test Current (mA) | Viewing Angle 2Θ° | LED Data sheet | Page # |
|--------------|--------|--------------------|--------------------|----------------------|-------------------|-------------------|----------------|--------|
| 550-1105-004 | Red    | 635                | 2                  | 1.8                  | 2                 | 50°               | 521-9320       | 6-42   |
| 550-1205-004 | Yellow | 583                | 1.8                | 1.9                  | 2                 | 50°               | 521-9321       | 6-42   |
| 550-1305-004 | Green  | 565                | 1.8                | 1.8                  | 2                 | 50°               | 521-9327       | 6-42   |

### HIGH EFFICIENCY

| Part Number  | Color  | Peak Wavelength nm | I <sub>v</sub> mcd | V <sub>F</sub> Volts | Test Current (mA) | Viewing Angle 2Θ° | LED Data sheet | Page # |
|--------------|--------|--------------------|--------------------|----------------------|-------------------|-------------------|----------------|--------|
| 550-2205-004 | Green  | 563                | 10                 | 2.1                  | 10                | 65°               | 5HD-9270-5     | 6-49   |
| 550-2305-004 | Yellow | 585                | 6.3                | 2.1                  | 10                | 50°               | 5HD-9271-5     | 6-49   |
| 550-2405-004 | Red    | 650                | 7                  | 2.2                  | 10                | 50°               | 5HD-9269       | 6-49   |
| 550-2505-004 | Orange | 600                | 7                  | 1.9                  | 10                | 60°               | 521-9704       | 6-43   |

### BI-COLOR

| Part Number  | Color        | Peak Wavelength nm | I <sub>v</sub> mcd | V <sub>F</sub> Volts | Test Current (mA) | Viewing Angle 2Θ° | LED Data sheet | Page # |
|--------------|--------------|--------------------|--------------------|----------------------|-------------------|-------------------|----------------|--------|
| 550-3005-004 | Red/Green    | 660/565            | 90/40              | 1.8/2.1              | 20                | 60°               | 521-9651       | 6-46   |
| 550-3105-004 | Yellow/Green | 585/565            | 8.7/8.7            | 2.1/2.1              | 20                | 50°               | 521-9724       | 6-46   |

### SUPER BRIGHT, DIFFUSED

| Part Number  | Color  | Peak Wavelength nm | I <sub>v</sub> mcd | V <sub>F</sub> Volts | Test Current (mA) | Viewing Angle 2Θ° | LED Data sheet | Page # |
|--------------|--------|--------------------|--------------------|----------------------|-------------------|-------------------|----------------|--------|
| 550-5105-004 | Red    | 650                | 34                 | 2.1                  | 20                | 50°               | 5SD-9441       | 6-53   |
| 550-5205-004 | Green  | 563                | 34                 | 2.2                  | 20                | 50°               | 5SD-9456       | 6-53   |
| 550-5305-004 | Yellow | 585                | 34                 | 2.2                  | 20                | 50°               | 5SD-9455       | 6-53   |

### SUPER BRIGHT, WATER CLEAR (NON-TINTED, NON-DIFFUSED)

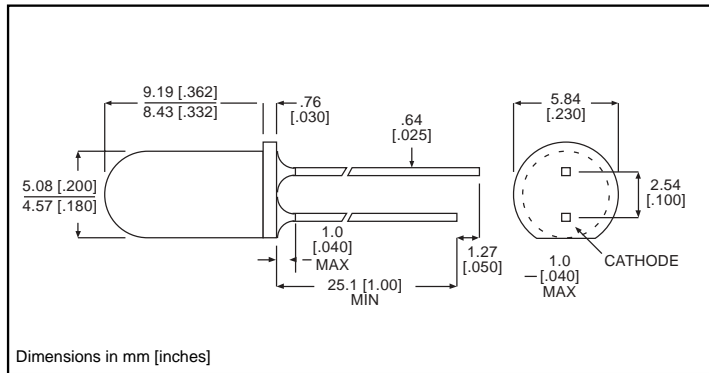
| Part Number  | Color  | Peak Wavelength nm | I <sub>v</sub> mcd | V <sub>F</sub> Volts | Test Current (mA) | Viewing Angle 2Θ° | LED Data sheet | Page # |
|--------------|--------|--------------------|--------------------|----------------------|-------------------|-------------------|----------------|--------|
| 550-5505-004 | Red    | 635                | 125                | 2.2                  | 20                | 24°               | 521-9464       | 6-47   |
| 550-5605-004 | Green  | 565                | 120                | 2.3                  | 20                | 24°               | 521-9465       | 6-47   |
| 550-5705-004 | Yellow | 583                | 140                | 2.2                  | 20                | 24°               | 521-9466       | 6-47   |



**5mm Discrete LED  
Integral Resistor, 5 Volts  
Diffused**

**Dialight**

**521-9183, -9284**



| <u>PART NO.</u> | <u>LED COLOR</u> |
|-----------------|------------------|
| 521-9183        | Red              |
| 521-9284        | Yellow           |

**MOUNTING CLIP: 515-0004**  
located on page 6-48

| <b>ABSOLUTE MAXIMUM RATINGS</b> ( $T_A=25^\circ\text{C}$ ) | Red<br><b>-9183</b>                | Yellow<br><b>-9284</b> |
|--|------------------------------------|------------------------|
| Forward Voltage (V)  | 7.5                                | 7.5                    |
| Derating (V/°C) From 50°C                                  | .071                               | .071                   |
| Operating Temperature (°C)                                 | -40/+85                            | -40/+85                |
| Storage Temperature (°C)                                   | -55/+100                           | -55/+100               |
| Soldering Temperature                                      | 260°C, 5 seconds, 1.6 mm from case |                        |

Solder Adherence per MIL-STD-202E, Method 208C

| <b>OPERATING CHARACTERISTICS</b> ( $T_A=25^\circ\text{C}$ ) |         | Red<br><b>-9183</b> | Yellow<br><b>-9284</b> |
|---|---------|---------------------|------------------------|
| Luminous Intensity (mcd)                                    | Min.    | 2                   | 2                      |
|   | Typical | 8                   | 8                      |
| Peak Wavelength (nm)  | Typical | 635                 | 583                    |
| Viewing Angle ( $2\theta^{1/2}$ )                           | Typical | 60°                 | 60°                    |
| Forward Current (I)   | Typical | 10                  | 10                     |
|   | Max     | 15                  | 15                     |
| Reverse Voltage (V), $I_R=100\mu\text{A}$                   | Min.    | 5                   | 5                      |

$\theta^{1/2}$  is the off axis angle at which the luminous intensity is half the axial luminous intensity

**6**

**5mm Discrete LED**  
**Low Current, 2mA**  
**Diffused**

**Dialight**

**521-9320, -9321, -9327**



| <u>PART NO.</u> | <u>COLOR</u> |
|-----------------|--------------|
| 521-9320        | Red          |
| 521-9321        | Yellow       |
| 521-9327        | Green        |

**MOUNTING CLIP:** 515-0004  
 located on page 6-48

**ABSOLUTE MAXIMUM RATINGS** (TA=25°C)

|  | Red<br><b>-9320</b>                | Yellow<br><b>-9321</b> | Green<br><b>-9327</b> |
|--|------------------------------------|------------------------|-----------------------|
| Power Dissipation (mW)                   | 27                                 | 36                     | 24                    |
| Derating (mA/°C) From 92°C               | 1                                  | 1                      | 1                     |
| Forward Current (mA)                     | 7                                  | 7                      | 7                     |
| Peak Current (mA)<br>Pulse width = 10 μs | 500                                | 500                    | 500                   |
| Operating Temperature (°C)               | -55/+100                           | -55/+100               | -55/+100              |
| Storage Temperature (°C)                 | -55/+100                           | -55/+100               | -55/+100              |
| Soldering Temperature                    | 260°C, 5 seconds, 1.6 mm from case |                        |                       |

Solder Adherence per MIL-STD-202E, Method 208C

**OPERATING CHARACTERISTICS** (TA=25°C)

|                                |         | Red<br><b>-9320</b> | Yellow<br><b>-9321</b> | Green<br><b>-9327</b> |
|--------------------------------|---------|---------------------|------------------------|-----------------------|
| Luminous Intensity (mcd)       | Min.    | 1.2                 | 1.2                    | 1.2                   |
|                                | Typical | 2                   | 1.8                    | 1.8                   |
| Peak Wavelength (nm)<br>λ Peak | Typical | 635                 | 583                    | 565                   |
| Viewing Angle (2θ ½)           | Typical | 50°                 | 50°                    | 50°                   |
| Forward Voltage (V)<br>IF=2mA  | Typical | 1.8                 | 1.9                    | 1.8                   |
|                                | Max.    | 2.2                 | 2.7                    | 2.2                   |
| Reverse Voltage (V), IR=50μA   | Min.    | 5                   | 5                      | 5                     |

θ ½ is the off axis angle at which the luminous intensity is half the axial luminous intensity

**5mm Discrete LED**  
**High Efficiency**  
**Diffused**

**Dialight**

**521-9246, -9248, -9250, -9704**



| PART NO. | COLOR  |
|----------|--------|
| 521-9246 | Red    |
| 521-9248 | Yellow |
| 521-9250 | Green  |
| 521-9704 | Orange |

**MOUNTING CLIP: 515-0004**  
 located on page 6-48

| <b>ABSOLUTE MAXIMUM RATINGS</b> ( $T_A=25^\circ\text{C}$ )  | Red<br><b>-9246</b>                                | Yellow<br><b>-9248</b> | Green<br><b>-9250</b> | Orange<br><b>-9704</b> |
|---|--|------------------------|-----------------------|------------------------|
| Power Dissipation (mW)  | 135  | 85                     | 135                   | 135                    |
| Derating (mW/ $^\circ\text{C}$ ) From 25 $^\circ\text{C}$ 1. (mA/ $^\circ\text{C}$ ) From 50 $^\circ\text{C}$ | 1.8  | 1.6                    | 1.8                   | .5'                    |
| Forward Current (mA)  | 25   | 20                     | 25                    | 30                     |
| Peak Current (mA)<br>Pulse width = 10 $\mu\text{s}$   | 500  | 500                    | 500                   | 500                    |
| Operating Temperature ( $^\circ\text{C}$ )  | -55/+100   | -55/+100               | -20/+100              | -55/+100               |
| Storage Temperature ( $^\circ\text{C}$ )  | -55/+100   | -55/+100               | -55/+100              | -55/+100               |
| Soldering Temperature   | 260 $^\circ\text{C}$ , 5 seconds, 1.6 mm from case |                        |                       |                        |

Solder Adherence per MIL-STD-202E, Method 208C

| <b>OPERATING CHARACTERISTICS</b> ( $T_A=25^\circ\text{C}$ ) |         | Red<br><b>-9246</b> | Yellow<br><b>-9248</b> | Green<br><b>-9250</b> | Orange<br><b>-9704</b> |
|---|---------|---------------------|------------------------|-----------------------|------------------------|
| Luminous Intensity (mcd)<br>$I_F=10\text{mA}$               | Min.    | 4                   | 4                      | 4.2                   | 4                      |
|   | Typical | 7                   | 8                      | 5.2                   | 7                      |
| Peak Wavelength (nm)<br>$\lambda_{\text{Peak}}$             | Typical | 635                 | 583                    | 565                   | 600                    |
| Viewing Angle ( $2\theta$ °)                                | Typical | 60°                 | 60°                    | 60°                   | 60°                    |
| Forward Voltage (V)<br>$I_F=10\text{mA}$                    | Typical | 2.2                 | 2.2                    | 2.3                   | 1.9                    |
|   | Max.    | 3                   | 3                      | 3                     | 2.4                    |
| Reverse Voltage (V), $I_R=100\mu\text{A}$                   | Min.    | 5                   | 5                      | 5                     | 5                      |

$\theta$  is the off axis angle at which the luminous intensity is half the axial luminous intensity

**6**

**5mm Discrete LED  
Bi-Color  
Non-Tinted, Diffused**

**Dialight**

**521-9651, -9724**



| PART NO. | LED COLOR    |
|----------|--------------|
| 521-9651 | Red/Green    |
| 521-9724 | Yellow/Green |

**MOUNTING CLIP: 515-0005**  
located on page 6-48

**ABSOLUTE MAXIMUM RATINGS** ( $T_A=25^\circ\text{C}$ )

|  | Red/Green<br><b>-9651</b>          | Yellow/Green<br><b>-9724</b> |
|--|------------------------------------|------------------------------|
| Power Dissipation (mW)   | 100/100                            | 60/100                       |
| Forward Current (mA)   | 40/30                              | 20/30                        |
| Derating (mA/°C) From 50°C   | .5/.4                              | .25/.40                      |
| Peak Current (mA)<br><i>Pulse width = 100 <math>\mu\text{s}</math></i> | 200/120                            | 80/120                       |
| Operating Temperature (°C)   | -55/+100                           | -55/+100                     |
| Storage Temperature (°C)   | -55/+100                           | -55/+100                     |
| Soldering Temperature  | 260°C, 5 seconds, 1.6 mm from case |                              |

Solder Adherence per MIL-STD-202E, Method 208C

**OPERATING CHARACTERISTICS** ( $T_A=25^\circ\text{C}$ )

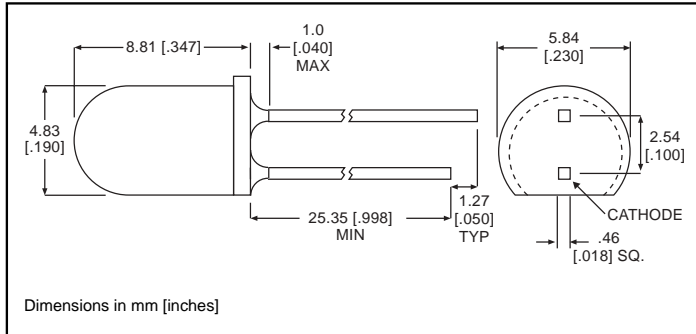
|   |         | Red/Green<br><b>-9651</b> | Yellow/Green<br><b>-9724</b> |
|---|---------|---------------------------|------------------------------|
| Luminous Intensity (mcd)                        | Min.    | 29/12.6                   | 2.5/2.5                      |
|   | Typical | 90/40                     | 8.7/8.7                      |
| Peak Wavelength (nm)<br>$\lambda_{\text{Peak}}$ | Typical | 660/565                   | 585/565                      |
| Viewing Angle ( $2\theta^{\circ}$ )             | Typical | 60°                       | 50°                          |
| Forward Voltage (V)                             | Typical | 1.8/2.1                   | 2.1/2.1                      |
|   | Max.    | 2.4/2.8                   | 2.8/2.8                      |

$\theta^{\circ}$  is the off axis angle at which the luminous intensity is half the axial luminous intensity

**5mm Discrete LED**  
**Super Bright, Water Clear**  
**Non-Tinted, Non-Diffused**

**Dialight**

**521-9464,-9465,-9466**



| PART NO. | COLOR  |
|----------|--------|
| 521-9464 | Red    |
| 521-9465 | Green  |
| 521-9466 | Yellow |

**MOUNTING CLIP: 515-0004**  
 located on page 6-48

**ABSOLUTE MAXIMUM RATINGS** ( $T_A=25^\circ\text{C}$ )

|   | Red<br><b>-9464</b>                 | Green<br><b>-9465</b> | Yellow<br><b>-9466</b> |
|---|-------------------------------------|-----------------------|------------------------|
| Power Dissipation (mW)                          | 135                                 | 135                   | 85                     |
| Derating (mW/°C) <i>From 25°C 1. From 50 °C</i> | 1.8                                 | 1.8                   | 1.6 <sup>1</sup>       |
| Forward Current (mA)                            | 30                                  | 30                    | 20                     |
| Peak Current (mA)<br><i>Pulse width = 10 μs</i> | 500                                 | 500                   | 500                    |
| Operating Temperature (°C)                      | -55/+100                            | -20/+100              | -55/+100               |
| Storage Temperature (°C)                        | -55/+100                            | -55/+100              | -55/+100               |
| Soldering Temperature                           | 260 °C, 5 seconds, 1.6 mm from case |                       |                        |

*Solder Adherence per MIL-STD-202E, Method 208C*

**OPERATING CHARACTERISTICS** ( $T_A=25^\circ\text{C}$ )

|   |         | Red<br><b>-9464</b> | Green<br><b>-9465</b> | Yellow<br><b>-9466</b> |
|---|---------|---------------------|-----------------------|------------------------|
| Luminous Intensity (mcd)                  | Min.    | 80                  | 80                    | 80                     |
|   | Typical | 125                 | 120                   | 140                    |
| Peak Wavelength (nm)                      | Typical | 635                 | 565                   | 583                    |
| Viewing Angle ( $2\theta^{1/2}$ )         | Typical | 24°                 | 24°                   | 24°                    |
| Forward Voltage (V)                       | Typical | 2.2                 | 2.3                   | 2.2                    |
|   | Max.    | 3                   | 3                     | 3                      |
| Reverse Voltage (V), $I_R=100\mu\text{A}$ | Min.    | 5                   | 5                     | 5                      |

<sup>1</sup>  $\theta$  is the off axis angle at which the luminous intensity is half the axial luminous intensity

**6**

5mm  
High Efficiency  
Diffused

**Dialight**

5HD-xxxx

**\* NOT A VALID PART NUMBER. THIS SHEET IS FOR REFERENCE ONLY.**

| TYPE        | COLOR  |
|-------------|--------|
| *5HD-9269   | Red    |
| *5HD-9270-2 | Green  |
| *5HD-9270-5 | Green  |
| *5HD-9271-2 | Yellow |
| *5HD-9271-5 | Yellow |

**ABSOLUTE MAXIMUM RATINGS**

| (T <sub>A</sub> =25°C)  | Red<br>-9269                       | Green<br>-9270-2 | Green<br>-9270-5       | Yellow<br>-9271-2 | Yellow<br>-9271-5      |
|---|------------------------------------|------------------|------------------------|-------------------|------------------------|
| Power Dissipation (mW)<br>Derating (mW/°C) From 50°C 1. From 40°C | 60<br>.66 <sup>1</sup>             | 140              | 75<br>.66 <sup>1</sup> | 200               | 60<br>.66 <sup>1</sup> |
| Forward Current (mA)<br>Derating (mA/°C) From 25°C                | 20                                 | 40<br>.6         | 25                     | 60<br>.8          | 20                     |
| Peak Current (mA)<br>Pulse width = 1μs                            | 60                                 | 500              | 60                     | 1000              | 60                     |
| Operating Temperature (°C)  | -25/+85                            | -55/+100         | -25/+85                | -55/+100          | -25/+85                |
| Storage Temperature (°C)  | -30/+100                           | -55/+100         | -30/+100               | -55/+100          | -30/+100               |
| Soldering Temperature   | 260°C, 5 seconds, 1.6 mm from case |                  |                        |                   |                        |

Solder Adherence per MIL-STD-202E, Method 208C

6

**OPERATING CHARACTERISTICS**

| (T <sub>A</sub> =25°C)  |         | Red<br>-9269 | Green<br>-9270-2 | Green<br>-9270-5 | Yellow<br>-9271-2 | Yellow<br>-9271-5 |
|---|---------|--------------|------------------|------------------|-------------------|-------------------|
| Luminous Intensity (mcd)  | Min.    | 2.2          | 4                | 3.6              | 4                 | 2.2               |
|   | Typical | 7            | 32               | 10               | 10                | 6.3               |
| Peak Wavelength (nm)  | Typical | 650          | 565              | 563              | 590               | 585               |
| Viewing Angle (2Θ °)  | Typical | 50°          | 50°              | 65°              | 70°               | 50°               |
| Forward Voltage (V)   | Typical | 2.2          | 2*               | 2.1              | 2.4*              | 2.1               |
|   | Max.    | 2.5          | 2.6*             | 3                | 3*                | 3                 |
| Reverse Voltage (V),<br>I <sub>R</sub> =100μA *I <sub>R</sub> =10μA | Min.    | 5            | 5*               | 3*               | 5*                | 3                 |

Θ is the off axis angle at which the luminous intensity is half the axial luminous intensity



5mm  
General Purpose  
Diffused

**Dialight**

5ND-xxxx

**\* NOT A VALID PART  
NUMBER. THIS SHEET IS FOR  
REFERENCE ONLY.**

| TYPE      | COLOR  |
|-----------|--------|
| *5ND-9672 | Red    |
| *5ND-9673 | Yellow |
| *5ND-9674 | Green  |

| ABSOLUTE MAXIMUM RATINGS (T <sub>A</sub> =25°C) | Red                                | Yellow   | Green    |
|---|------------------------------------|----------|----------|
|   | -9672                              | -9673    | -9674    |
| Power Dissipation (mW)                          | 80                                 | 60       | 100      |
| Forward Current (mA)                            | 40                                 | 20       | 30       |
| Derating (mA/°C) <i>From 25°C</i>               | .5                                 | .25      | .4       |
| Peak Current (mA)<br><i>Pulse width = 10 μs</i> | 200                                | 80       | 120      |
| Operating Temperature (°C)                      | -55/+100                           | -55/+100 | -55/+100 |
| Storage Temperature (°C)                        | -55/+100                           | -55/+100 | -55/+100 |
| Soldering Temperature                           | 260°C, 5 seconds, 1.6 mm from case |          |          |

*Solder Adherence per MIL-STD-202E, Method 208C*

| OPERATING CHARACTERISTICS (T <sub>A</sub> =25°C) |         | Red   | Yellow | Green |
|--|---------|-------|--------|-------|
|  |         | -9672 | -9673  | -9674 |
| Luminous Intensity (mcd)                         | Min.    | 3.5   | 3.5    | 3.5   |
|  | Typical | 12.3  | 12.3   | 12.3  |
| Peak Wavelength (nm)                             | Typical | 635   | 585    | 565   |
| Viewing Angle (2θ <sup>1/2</sup> )               | Typical | 60°   | 60°    | 60°   |
| Forward Voltage (V)                              | Typical | 2     | 2.1    | 2.1   |
|  | Max.    | 2.8   | 2.8    | 2.8   |
| Reverse Voltage (V), I <sub>R</sub> =100μA       | Min.    | 5     | 5      | 5     |

θ<sup>1/2</sup> is the off axis angle at which the luminous intensity is half the axial luminous intensity

6

5mm  
Integral Resistor  
Diffused

**Dialight**  
5RD-xxxx

**\* NOT A VALID PART  
NUMBER. THIS SHEET IS FOR  
REFERENCE ONLY.**

| TYPE      | COLOR  | VOLTS |
|-----------|--------|-------|
| *5RD-9378 | Green  | 12    |
| *5RD-9379 | Yellow | 12    |
| *5RD-9422 | Red    | 5     |
| *5RD-9423 | Green  | 5     |

**ABSOLUTE MAXIMUM RATINGS**

| (T <sub>A</sub> =25°C)                         | Green 12V<br>-9378                 | Yellow 12V<br>-9379 | Red 5V<br>-9422 | Green 5V<br>-9423 |
|--|------------------------------------|---------------------|-----------------|-------------------|
| Forward Voltage (V)<br>*(T <sub>A</sub> =70°C) | 15 *                               | 15                  | 7.5             | 7.5               |
| Operating Temperature (°C)                     | -20/+85                            | -40/+85             | -40/+85         | -20/+85           |
| Storage Temperature (°C)                       | -55/+100                           | -55/+100            | -55/+100        | -55/+100          |
| Soldering Temperature                          | 260°C, 5 seconds, 1.6 mm from case |                     |                 |                   |

Solder Adherence per MIL-STD-202E, Method 208C

**OPERATING CHARACTERISTICS**

| (T <sub>A</sub> =25°C)                     |         | Green 12V<br>-9378 | Yellow 12V<br>-9379 | Red 5V<br>-9422 | Green 5V<br>-9423 |
|--|---------|--------------------|---------------------|-----------------|-------------------|
| Luminous Intensity (mcd)                   | Min.    | 1.5*               | 1.5*                | 1               | 2                 |
|  | Typical | 4*                 | 4*                  | 2               | 8                 |
| V <sub>F</sub> =5V, *V <sub>F</sub> =12V   |         |                    |                     |                 |                   |
| Peak Wavelength (nm)                       | Typical | 565                | 583                 | 655             | 565               |
| λ Peak                                     |         |                    |                     |                 |                   |
| Viewing Angle (2θ *)                       | Typical | 60°                | 60°                 | 60°             | 60°               |
| Forward Current (mA), V <sub>F</sub> =5V   | Typical | 13*                | 13*                 | 13              | 12                |
| *V <sub>F</sub> =12V                       | Max.    | 20*                | 20*                 | 20              | 15                |
| Reverse Voltage (V), I <sub>R</sub> =100μA | Typical | 5                  | 5                   | 5               | 5                 |

θ<sup>1</sup> is the off axis angle at which the luminous intensity is half the axial luminous intensity

5mm  
Super Bright LED  
Diffused

**Dialight**

5SD-XXXX

**\* NOT A VALID PART  
NUMBER. THIS SHEET IS FOR  
REFERENCE ONLY.**

| TYPE      | COLOR  |
|-----------|--------|
| *5SD-9441 | Red    |
| *5SD-9455 | Yellow |
| *5SD-9456 | Green  |

| <b>ABSOLUTE MAXIMUM RATINGS</b> ( $T_A=25^\circ\text{C}$ )   | Red<br>-9441                       | Yellow<br>-9455 | Green<br>-9456 |
|--|------------------------------------|-----------------|----------------|
| Power Dissipation (mW)                                       | 75                                 | 75              | 75             |
| Forward Current (mA)   | 25                                 | 25              | 25             |
| Derating (mA/°C) <i>From 50°C</i> * (mW/°C) <i>From 40°C</i> | .66*                               | .5              | .5             |
| Peak Current (mA)<br><i>Pulse width = 1 ms</i>               | 60                                 | 60              | 60             |
| Operating Temperature (°C)                                   | -55/+100                           | -55/+100        | -55/+100       |
| Storage Temperature (°C)                                     | -55/+100                           | -55/+100        | -55/+100       |
| Soldering Temperature  | 260°C, 5 seconds, 1.6 mm from case |                 |                |

*Solder Adherence per MIL-STD-202E, Method 208C*

| <b>OPERATING CHARACTERISTICS</b> ( $T_A=25^\circ\text{C}$ ) |         | Red<br>-9441 | Yellow<br>-9455 | Green<br>-9456 |
|---|---------|--------------|-----------------|----------------|
| Luminous Intensity (mcd)                                    | Min.    | 17           | 17              | 17             |
|   | Typical | 34           | 34              | 34             |
| Peak Wavelength (nm)  | Typical | 650          | 585             | 563            |
| Viewing Angle ( $2\theta_{\frac{1}{2}}$ )                   | Typical | 50°          | 50°             | 50°            |
| Forward Voltage (V)   | Typical | 2.1          | 2.2             | 2.2            |
|   | Max.    | 2.55         | 3               | 3              |
| Reverse Voltage (V), $I_R=10\mu\text{A}$                    | Min.    | 3            | 3               | 3              |

$\theta_{\frac{1}{2}}$  is the off axis angle at which the luminous intensity is half the axial luminous intensity

6



Компания «ЭлектроПласт» предлагает заключение долгосрочных отношений при поставках импортных электронных компонентов на взаимовыгодных условиях!

Наши преимущества:

- Оперативные поставки широкого спектра электронных компонентов отечественного и импортного производства напрямую от производителей и с крупнейших мировых складов;
- Поставка более 17-ти миллионов наименований электронных компонентов;
- Поставка сложных, дефицитных, либо снятых с производства позиций;
- Оперативные сроки поставки под заказ (от 5 рабочих дней);
- Экспресс доставка в любую точку России;
- Техническая поддержка проекта, помощь в подборе аналогов, поставка прототипов;
- Система менеджмента качества сертифицирована по Международному стандарту ISO 9001;
- Лицензия ФСБ на осуществление работ с использованием сведений, составляющих государственную тайну;
- Поставка специализированных компонентов (Xilinx, Altera, Analog Devices, Intersil, Interpoint, Microsemi, Aeroflex, Peregrine, Syfer, Eurofarad, Texas Instrument, Miteq, Cobham, E2V, MA-COM, Hittite, Mini-Circuits, General Dynamics и др.);

Помимо этого, одним из направлений компании «ЭлектроПласт» является направление «Источники питания». Мы предлагаем Вам помощь Конструкторского отдела:

- Подбор оптимального решения, техническое обоснование при выборе компонента;
- Подбор аналогов;
- Консультации по применению компонента;
- Поставка образцов и прототипов;
- Техническая поддержка проекта;
- Защита от снятия компонента с производства.



#### Как с нами связаться

**Телефон:** 8 (812) 309 58 32 (многоканальный)

**Факс:** 8 (812) 320-02-42

**Электронная почта:** [org@eplast1.ru](mailto:org@eplast1.ru)

**Адрес:** 198099, г. Санкт-Петербург, ул. Калинина, дом 2, корпус 4, литера А.