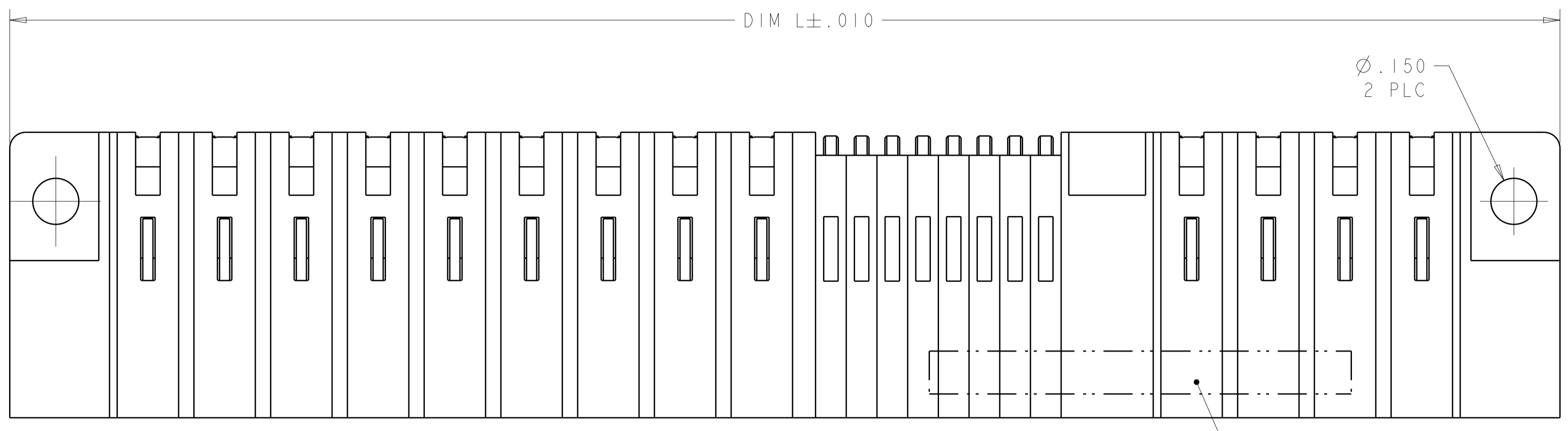
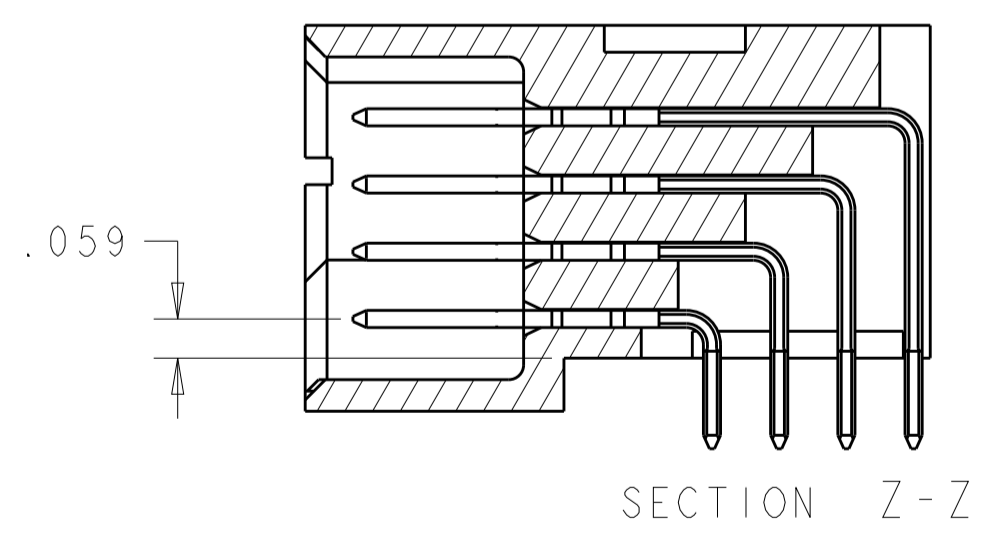
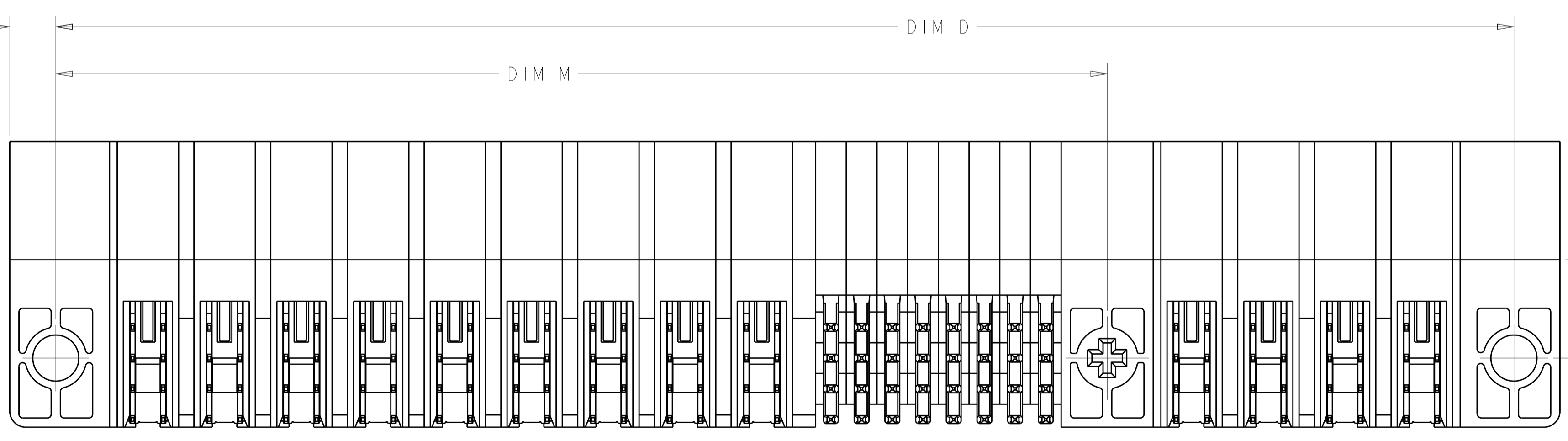
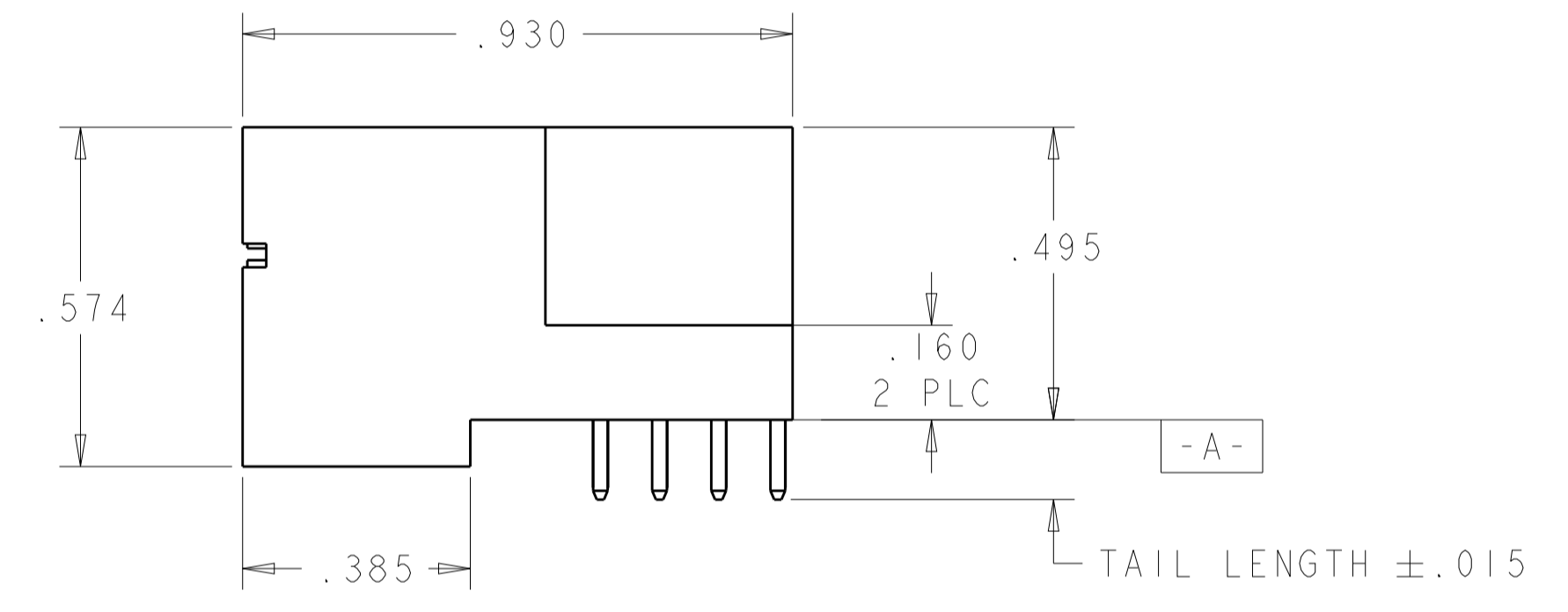
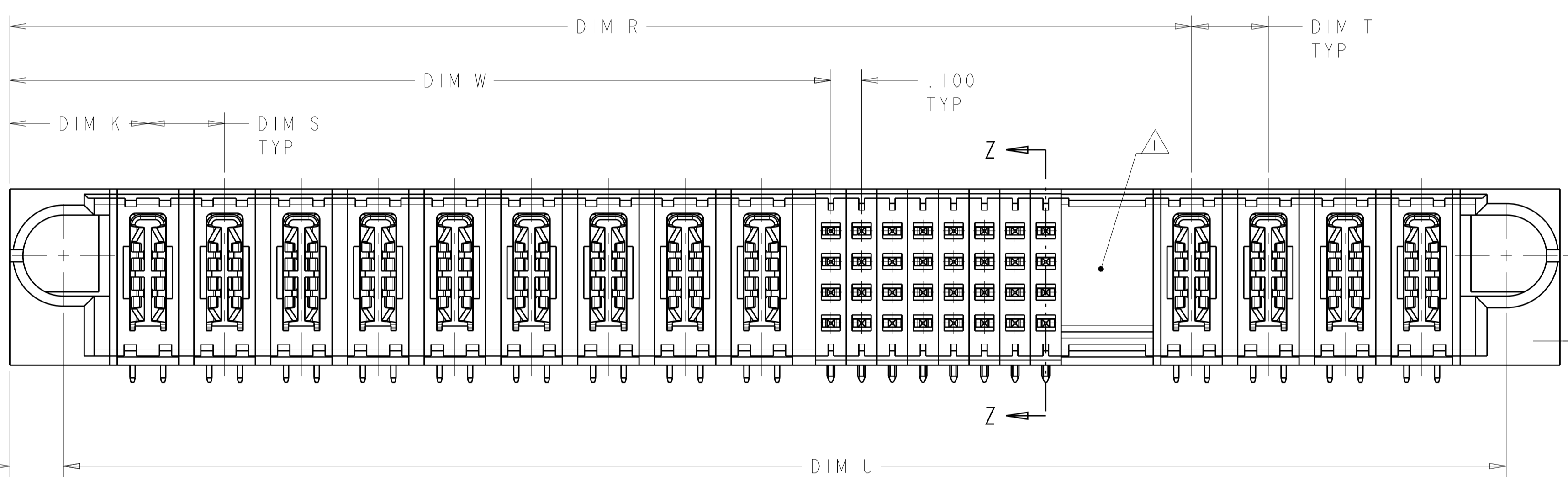


LOC	DIST	REVISIONS					
GP	00	P	LTN	DESCRIPTION	DATE	DMN	APVD
		D2		ADDED NEW DASH NUMBER -13	02NOV2009	IL	SY
		E		REV PER ECR-09-024231	06NOV2009	IL	SY
		E1		REV PER ECR-09-025057	16NOV2009	IL	SY



- 1 OPTIONAL CENTER MODULE WITH Ø.150 THRU HOLE OR HOLD DOWN FEATURE.
- 2 "AMP", PART NUMBER, AND DATE CODE TO BE MARKED IN AREA SHOWN.
- 3 MATERIAL: HOUSING - GLASS FILLED HIGH TEMP THERMO PLASTIC, UL94 V-0, BLACK
 SIGNAL CONTACT - COPPER ALLOY
 POWER CONTACT - HIGH CONDUCTIVITY COPPER ALLOY
- 4 CONTACT PLATING: NOBLE METAL PLATING ON CONTACT FUNCTIONAL AREA OF POWER AND SIGNAL CONTACTS
- 5 MECHANICAL CONNECTOR KEEP OUT ZONE.
- 6 DATUM AND BASIC DIMENSIONS ESTABLISHED BY CUSTOMER.
- 7 PCB - ALL HOLE DIAMETERS ARE FINISHED HOLE SIZES.
- 8 PCB - .0453 +/- .0010 DRILLED HOLES PLATES WITH .0003 MIN Sn OVER .001 TO .003 PLATING TO ACHIEVE A .040 DIA. HOLE.
- 9 VARIABLE DIMENSION SHOW ON VIEW (SHEET 4,5).



DIMENSIONS: INCHES 		TOLERANCES UNLESS OTHERWISE SPECIFIED: 0 PLC ±. 1 PLC ±.01 2 PLC ±.01 3 PLC ±.005 4 PLC ±.0020 ANGLES ±.7° FINISH: 3		DWN: R. GRZYBOWSKI 30MAR05 CHK: M. PERCHERKE 30MAR05 APVD: M. PERCHERKE PRODUCT SPEC: 108-1973 APPLICATION SPEC: 114-13038 WEIGHT: - CUSTOMER DRAWING		Tyco Electronics Corporation Harrisburg, PA 17105-3608 NAME: RIGHT ANGLE HEADER W/GUIDES ASSEMBLY MULTI-BEAM XL SIZE: A1 CAGE CODE: 00779 DRAWING NO: 6450320 SCALE: 4:1 SHEET: 1 of 7 REV: E2	
---------------------------	--	---	--	---	--	--	--

THIS DRAWING IS UNPUBLISHED. RELEASED FOR PUBLICATION 20
 © COPYRIGHT 20 BY TYCO ELECTRONICS CORPORATION. ALL RIGHTS RESERVED.

LOC	DIST	REVISIONS					
		P	LTN	DESCRIPTION	DATE	DMN	APVD
GP	00	-		SEE SHEET 1	-	-	-

①2

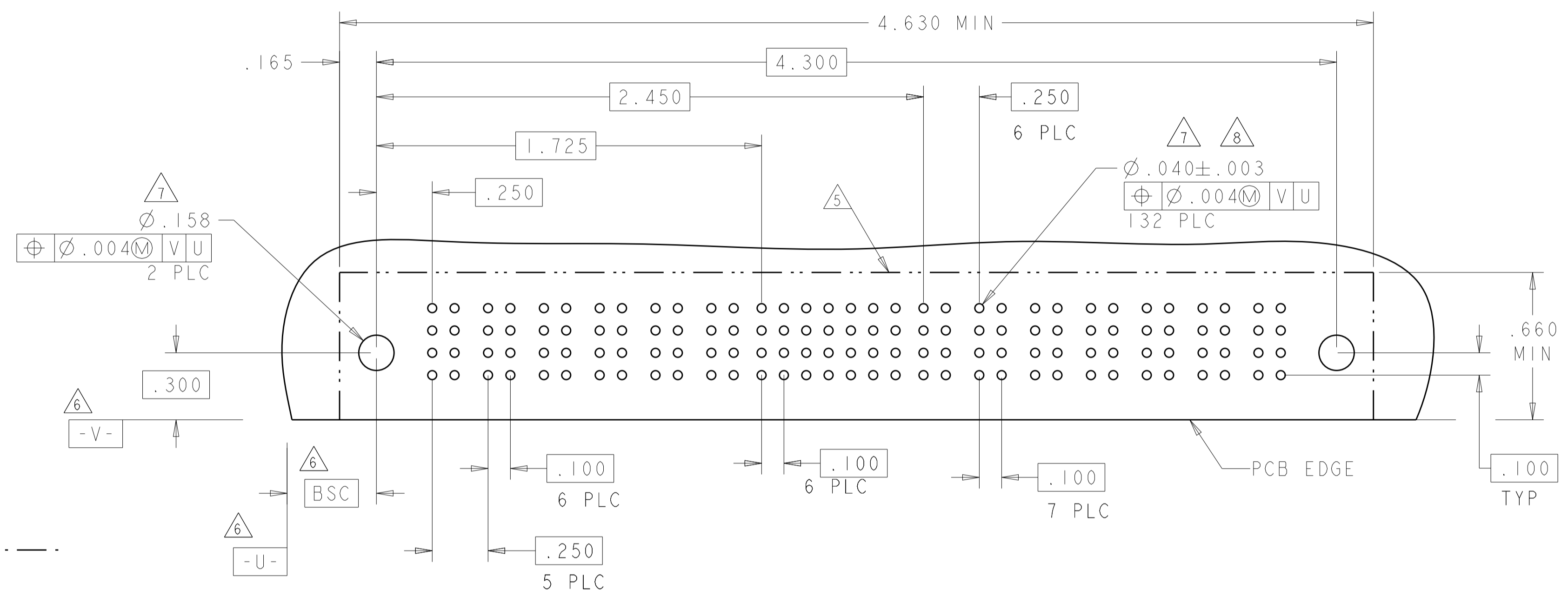
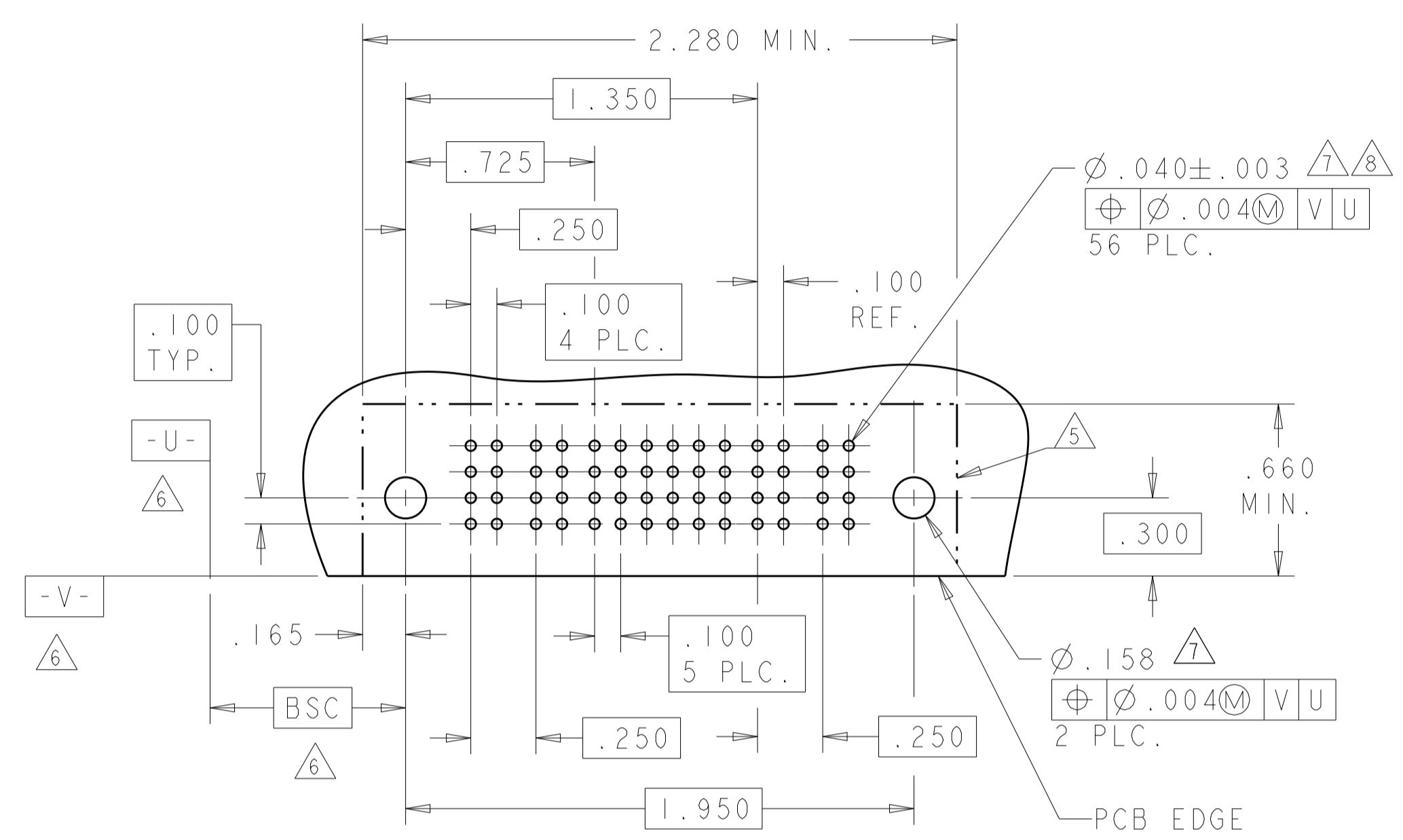
3.700	.250	.250	2.850	1.375	3.750	-	4.050	.450	4P + 56S + 4P	1-6450320-3
2.400	.200	.200	2.100	0.825	2.450	-	2.750	.450	2P + 48S + 2P	1-6450320-2
2.900	.250	.250	2.050	1.375	2.950	-	3.250	.450	4P + 24S + 4P	1-6450320-1
5.500	.300	\triangle	3.175	2.525	5.550	-	5.850	.475	7ACP + 20S + 4ACP + 5P	1-6450320-0
2.300	.250	.250	1.700	1.175	2.350	-	2.650	.450	3P + 16S + 3P	6450320-9
2.750	\triangle	.200	1.450	1.175	2.800	-	3.100	.450	2P + 1ACP + 8S + 7HDP	6450320-8
4.500	.250	.250	2.900	2.125	4.550	-	4.850	.450	7P + 28S + 7P	6450320-5
4.250	.250	.250	2.650	1.875	4.300	-	4.600	.450	6P + 28S + 7P	6450320-4
2.500	.250	.300	1.800	1.125	2.550	-	2.850	.450	3P + 24S + 3ACP	6450320-2
1.900	.250	.250	1.550	0.875	1.950	-	2.250	.450	2P + 24S + 2P	6450320-1
DIM U	S	T	R	W	D	M	L	K	DESCRIPTION	PART NUMBER

<small>THIS DRAWING IS UNPUBLISHED. RELEASED FOR PUBLICATION 20 © COPYRIGHT 20 BY TYCO ELECTRONICS CORPORATION. ALL RIGHTS RESERVED.</small>		DWN R. GRZYBOWSKI CHK M. PERCHERKE	30MAR05 30MAR05		Tyco Electronics Corporation Harrisburg, PA 17105-3608
DIMENSIONS: INCHES	TOLERANCES UNLESS OTHERWISE SPECIFIED: 0 PLC ±. 1 PLC ±.01 2 PLC ±.01 3 PLC ±.005 4 PLC ±.0020 ANGLES ±.020	APVD M. PERCHERKE	NAME 30MAR05	PRODUCT SPEC 108-1973	APPLICATION SPEC 114-13038
	FINISH	MATERIAL	WEIGHT	SIZE A1	CAGE CODE 00779
CUSTOMER DRAWING			DRAWING NO 6450320	RESTRICTED TO	SCALE 4:1
			SHEET 2	OF 7	REV E2

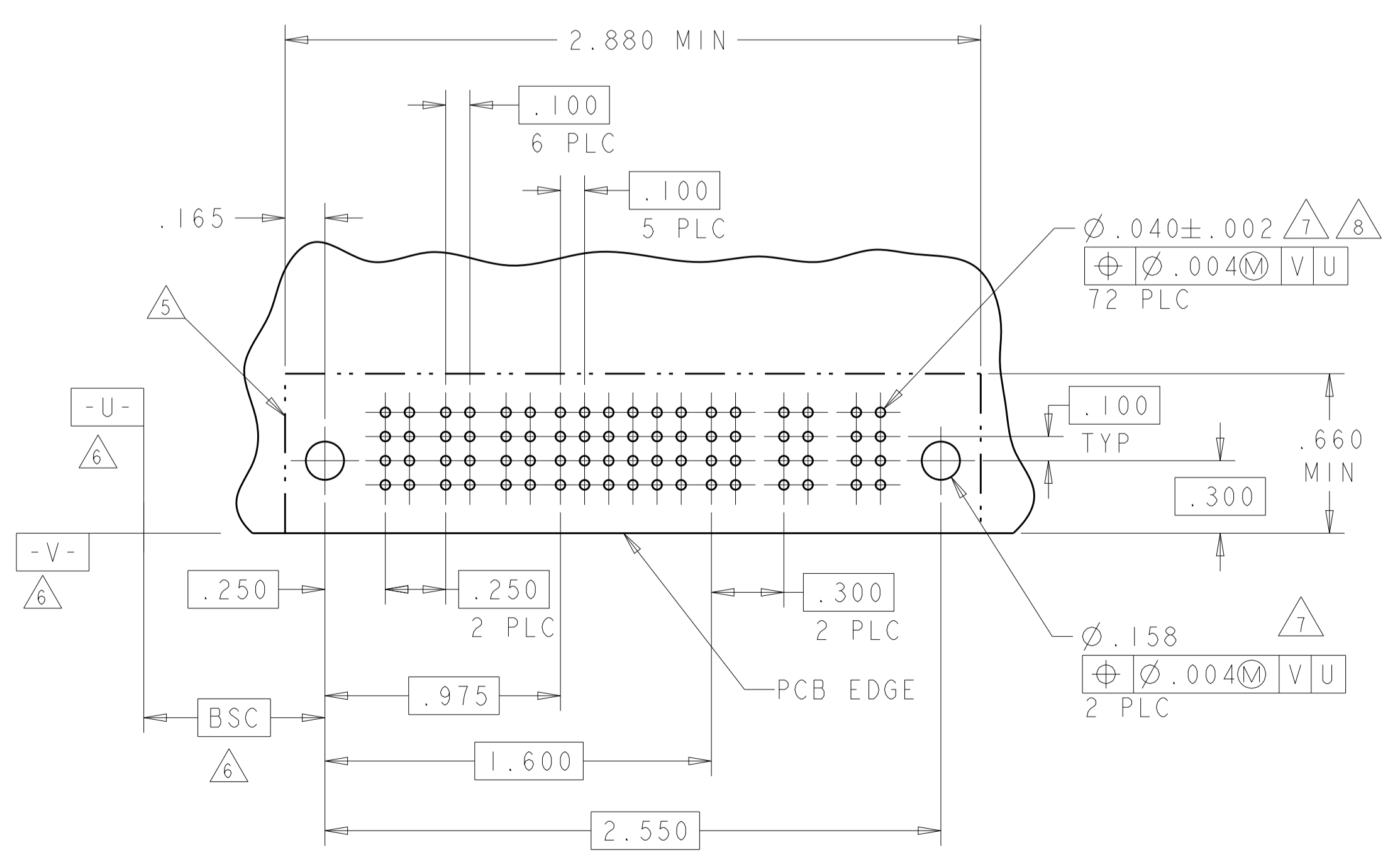
LOC	DIST	REV	DATE	APPV
GP	00			

PART NUMBER	ROWS	POWER		SIGNAL						POWER			
		P1	P2	1	2	3	4	5	6	P3	P4		
6450320-1	D C B A	PM	PM	J	J	J	J	J	J	PM	PM		
				K	K	K	K	K	K				
				N	N	N	N	N	N				
				S	S	S	S	S	S				
2P + 24S + 2P													

PART NUMBER	ROWS	POWER						SIGNAL							POWER						
		P1	P2	P3	P4	P5	P6	1	2	3	4	5	6	7	P7	P8	P9	P10	P11	P12	P13
6450320-4	D C B A	PM	PM	PM	PM	PM	PM	J	J	J	J	J	J	PM	PM	PM	PM	PM	PM		
								K	K	K	K	K	K								
								N	N	N	N	N	N								
		S	S	S	S	S	S														
6P + 28S + 7P																					



PART NUMBER	ROWS	POWER			SIGNAL						POWER		
		P1	P2	P3	1	2	3	4	5	6	P4	P5	P6
6450320-2	D C B A	PM	PM	PM	J	J	J	J	J	J	PM	PM	PM
					K	K	K	K	K	K			
					N	N	N	N	N	N			
				S	S	S	S	S	S				
3P + 24S + 3ACP													

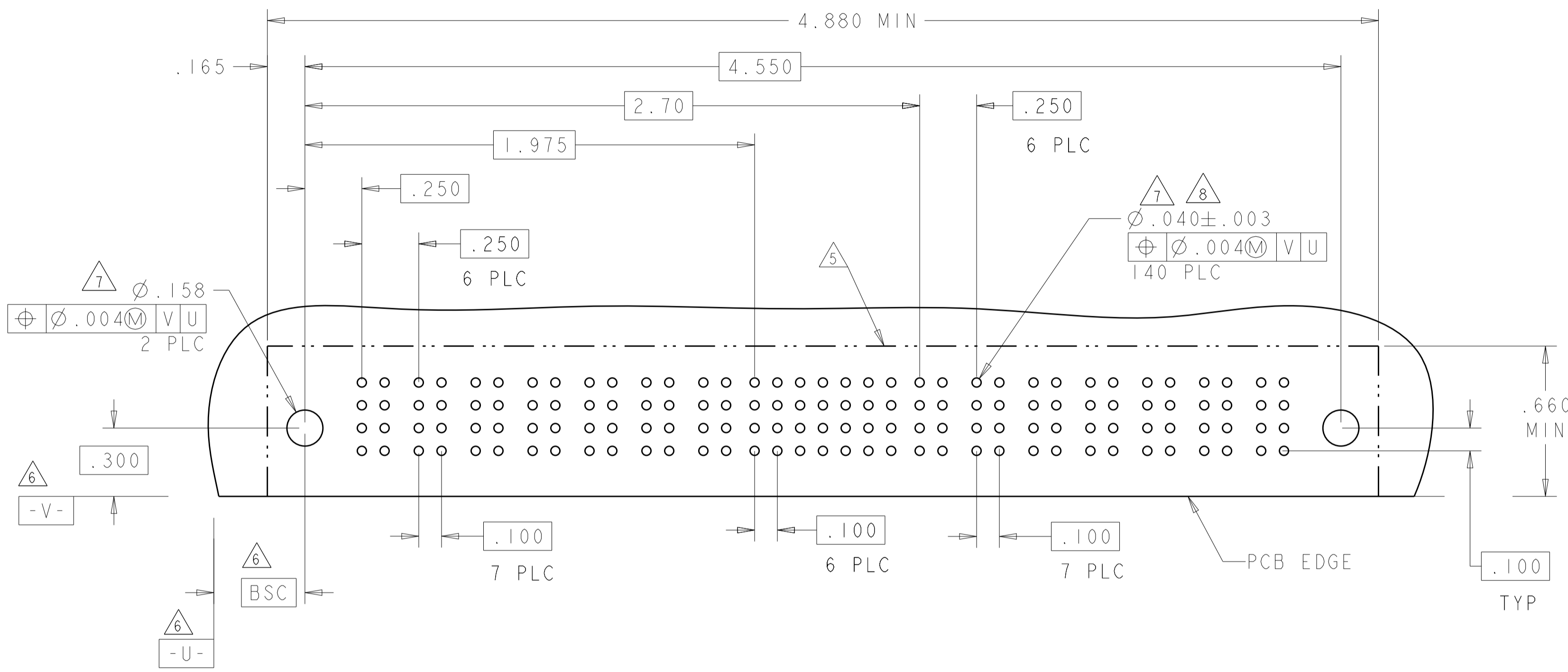


CODE	MATING SEQUENCE	TAIL LENGTH	ROW
Z	STD	.090	D
Y	STD	.090	C
R	STD	.090	B
O	STD	.090	A
J	STD	.135	D
K	STD	.135	C
N	STD	.135	B
S	STD	.135	A

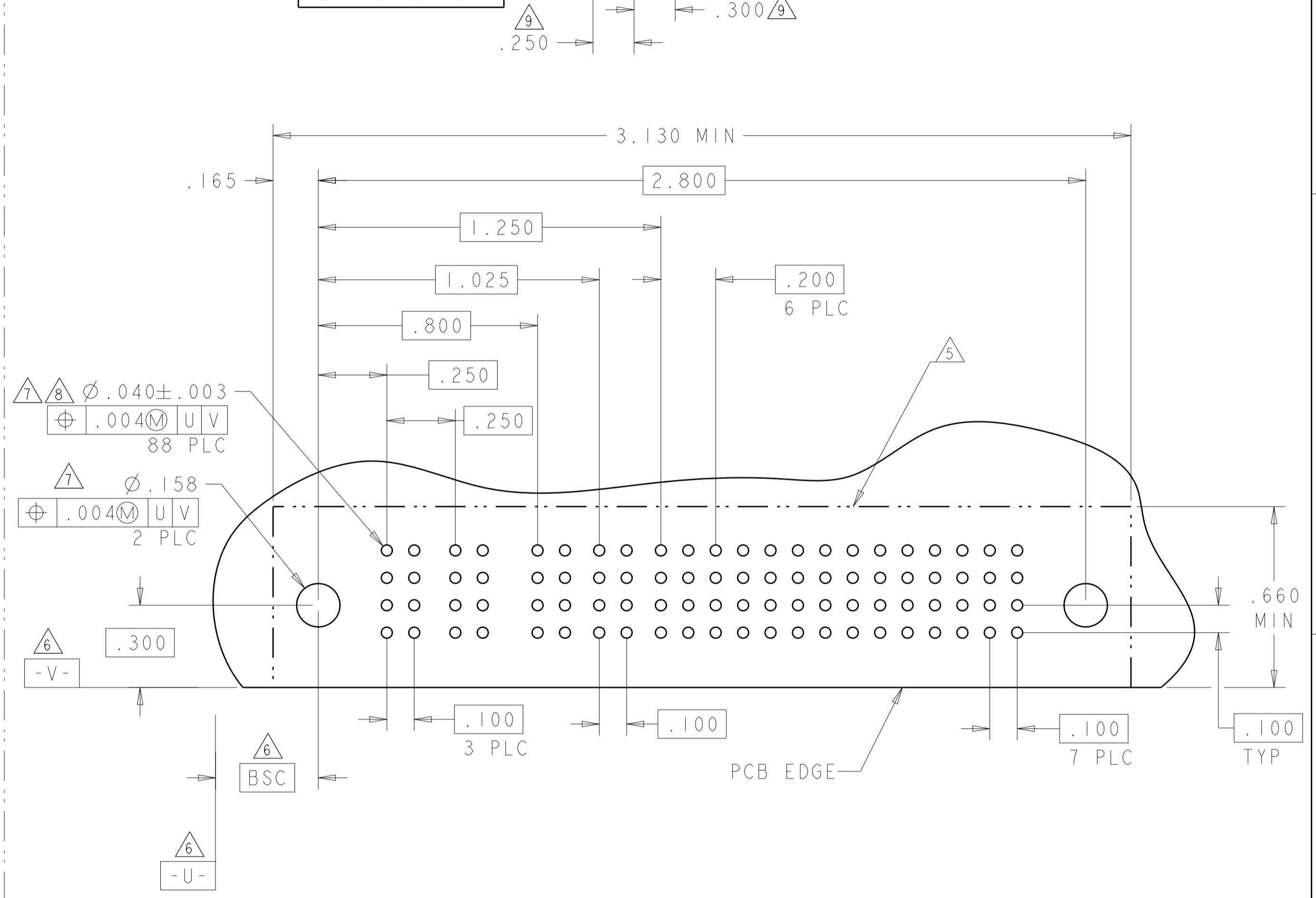
PA	.090
PM	.135
CODE	TAIL LENGTH
POWER CONTACT	
DIMENSIONS: INCHES TOLERANCES UNLESS OTHERWISE SPECIFIED: 0 PLC ±.01 1 PLC ±.01 2 PLC ±.01 3 PLC ±.005 4 PLC ±.002 ANGLES 90°	
MATERIAL: FINISH:	
CUSTOMER DRAWING	
Tyco Electronics Corporation Harrisburg, PA 17105-3608	
RIGHT ANGLE HEADER W/GUIDES ASSEMBLY MULTI-BEAM XL	
SIZE	CAGE CODE DRAWING NO
A1	00779 C=6450320
SCALE	4:1
SHEET	3 OF 7
REV	E2

LOC	DIST	REVISIONS		
GP	00	P	LTN	DATE
		-	SEE SHEET 1	-

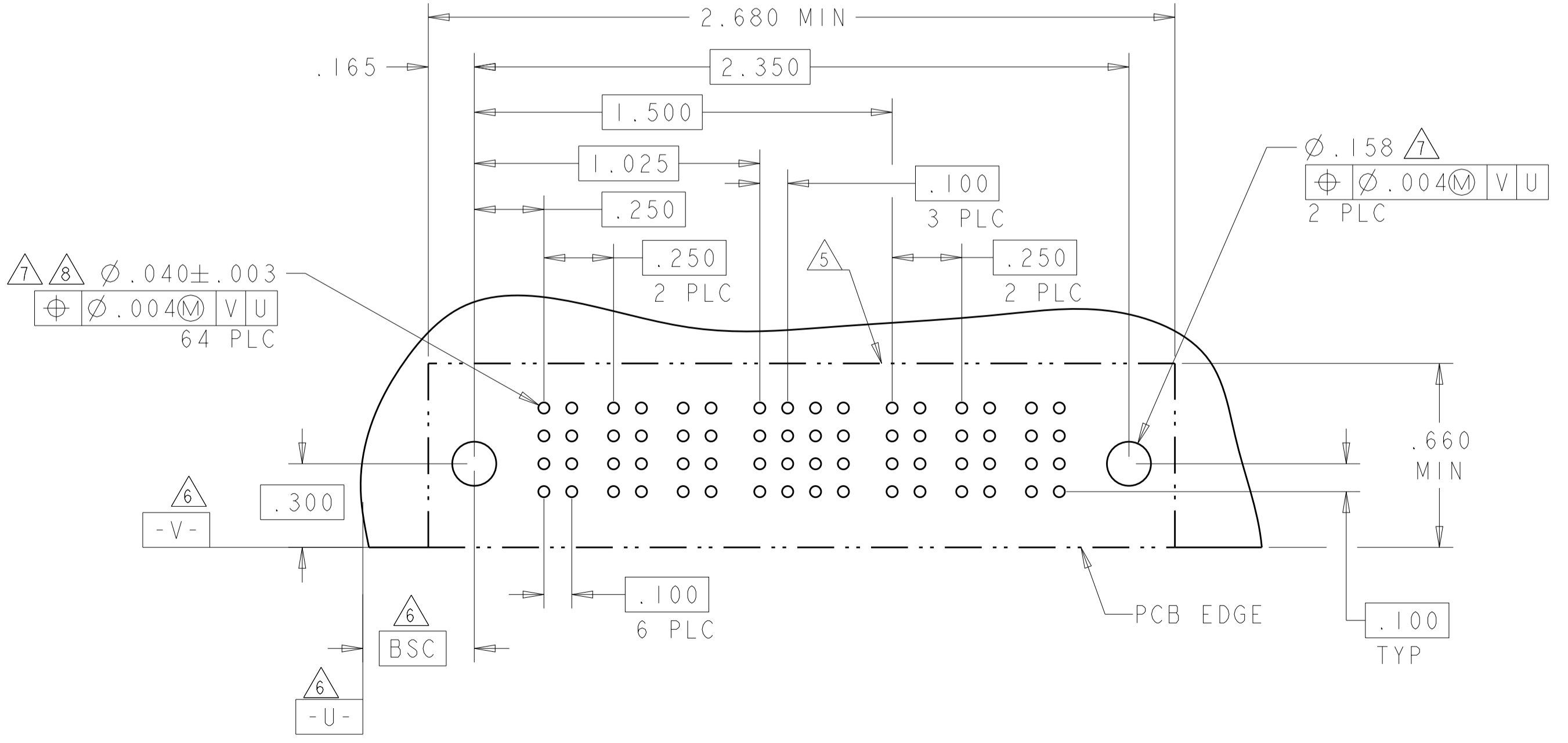
PART NUMBER	ROWS	POWER						SIGNAL							POWER								
		P1	P2	P3	P4	P5	P6	P7	1	2	3	4	5	6	7	P8	P9	P10	P11	P12	P13	P14	
6450320-5	D C B A	PM	PM	PM	PM	PM	PM	J	J	J	J	J	J	J	PM	PM	PM	PM	PM	PM	PM		
								K	K	K	K	K	K	K									
								N	N	N	N	N	N	N									
								S	S	S	S	S	S	S									
		7P + 28S + 7P																					



PART NUMBER	ROWS	POWER			SIGNAL		POWER									
		P1	P2	P3	1	2	P4	P5	P6	P7	P8	P9	P10			
6450320-8	D C B A	PM	PM	PM	J	J	PM	PM	PM	PM	PM	PM	PM			
					K	K										
					N	N										
					S	S										
		2P+1ACP+8S+7HDP														



PART NUMBER	ROWS	POWER			SIGNAL				POWER			
		P1	P2	P3	1	2	3	4	P4	P5	P6	
6450320-9	D C B A	PM	PM	PM	J	J	J	J	PM	PM	PM	
					K	K	K	K				
					N	N	N	N				
					S	S	S	S				
		3P + 16S + 3P										

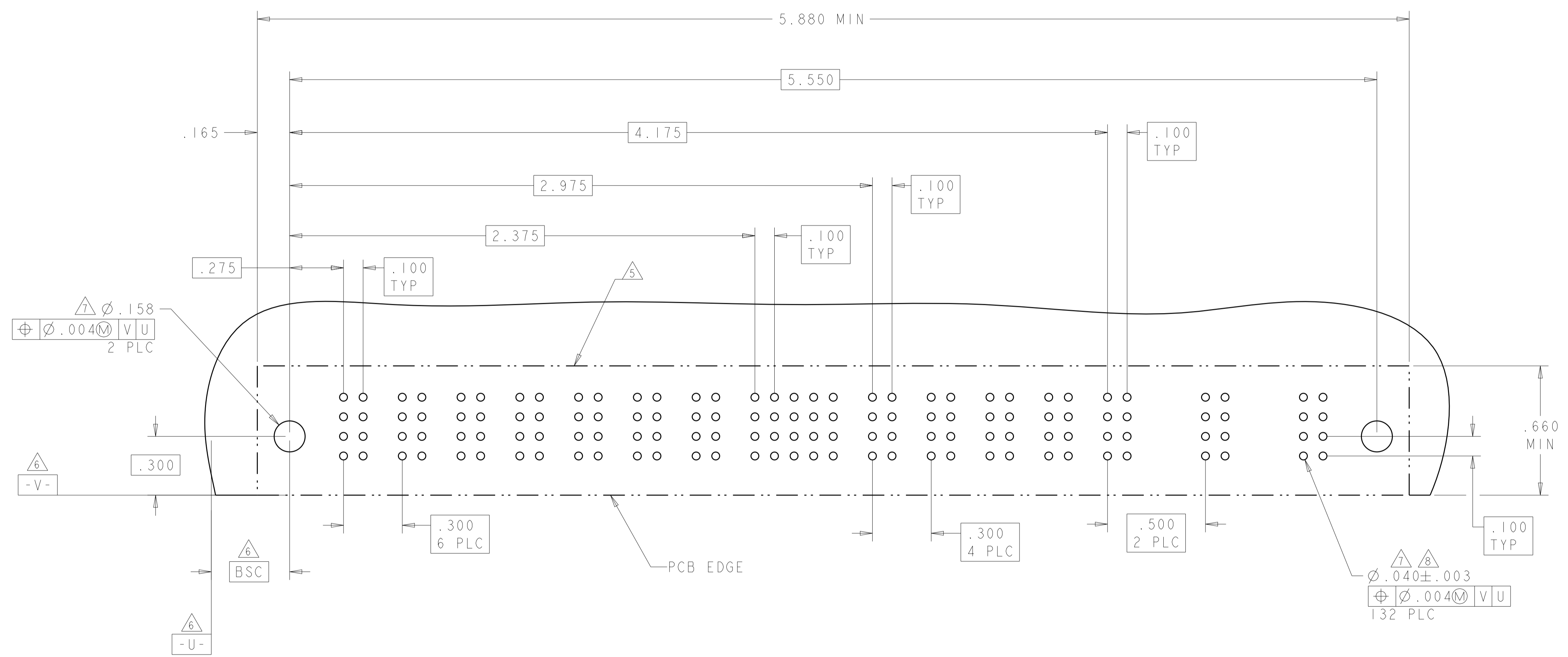
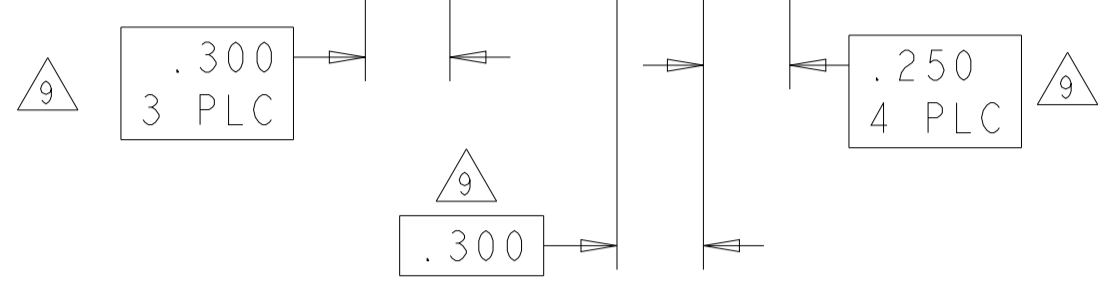


DIMENSIONS: INCHES 		TOLERANCES UNLESS OTHERWISE SPECIFIED: 0 PLC ±. 1 PLC ±.01 2 PLC ±.01 3 PLC ±.005 4 PLC ±.002 ANGLES ±.020 FINISH		DWN: R. GRZYBOWSKI 30MAR05 CHK: M. PERCHERKE 30MAR05 APVD: M. PERCHERKE PRODUCT SPEC 108-1973 APPLICATION SPEC 114-13038 WEIGHT CUSTOMER DRAWING		Tyco Electronics Corporation Harrisburg, PA 17105-3608 NAME: RIGHT ANGLE HEADER W/GUIDES ASSEMBLY MULTI-BEAM XL SIZE: A1 CAGE CODE: 00779 DRAWING NO: 6450320 SCALE: 4:1 SHEET: 4 OF 7 REV: E2	
---------------------------	--	--	--	--	--	--	--

LOC	DIST	REVISIONS					
GP	00	P	LTN	DESCRIPTION	DATE	DWN	APVD
		-		SEE SHEET 1			

PART NUMBER	ROWS	POWER						SIGNAL					POWER								
		P1	P2	P3	P4	P5	P6	P7	1	2	3	4	5	P8	P9	P10	P11	P12	P13	P14	P15
I-6450320-0	D	PM	PM	PM	PM	PM	PM	J	J	J	J	J	PM	PM	PM	PM	PM	PM	PM	PM	
	C							K	K	K	K	K									
	B							N	N	N	N	N									
	A							S	S	S	S	S									
7ACP+20S+4ACP+5P																					

NO CONTACT LOADED

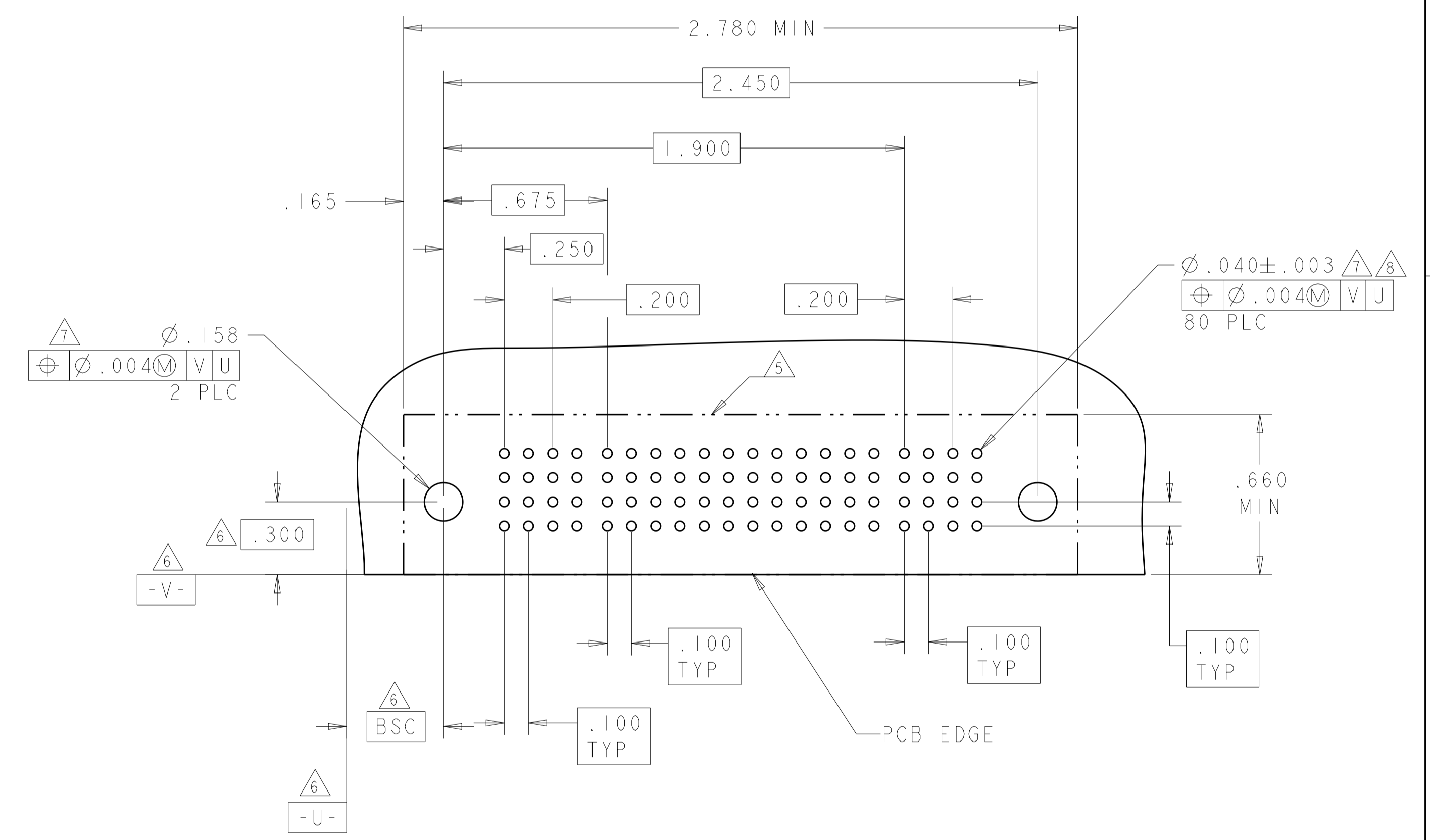
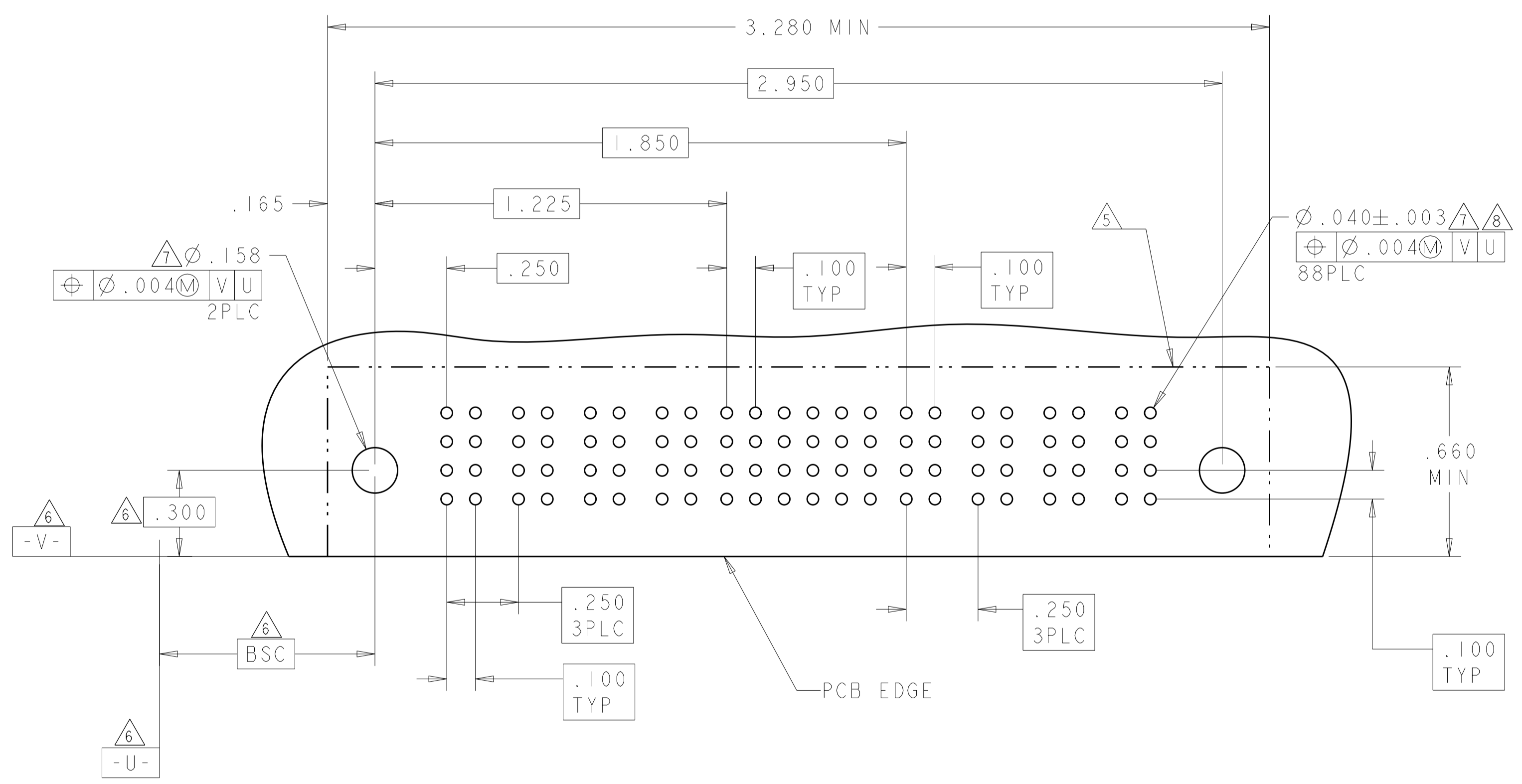


<small>THIS DRAWING IS UNPUBLISHED. RELEASED FOR PUBLICATION BY TYCO ELECTRONICS CORPORATION. ALL RIGHTS RESERVED.</small>		DWN: R. GRZYBOWSKI 30MAR05 CHK: M. PERCHERKE 30MAR05	Tyco Electronics Corporation Harrisburg, PA 17105-3608
DIMENSIONS: INCHES	TOLERANCES UNLESS OTHERWISE SPECIFIED: 0 PLC ±. 1 PLC ±.01 2 PLC ±.01 3 PLC ±.005 4 PLC ±.0020 ANGLES ±.7° FINISH	NAME: RIGHT ANGLE HEADER W/GUIDES ASSEMBLY PRODUCT SPEC: 108-1973 APPLICATION SPEC: 114-13038 WEIGHT:	SIZE: A1 CAGE CODE: 00779 DRAWING NO: 6450320 RESTRICTED TO:
MATERIAL:		CUSTOMER DRAWING	SCALE: 4:1 SHEET: 5 of 7 REV: E2

LOC	DIST	REVISIONS					
GP	00	P	LTN	DESCRIPTION	DATE	DMN	APVD
		-		SEE SHEET 1			

PART NUMBER	ROWS	POWER				SIGNAL						POWER			
		P1	P2	P3	P4	1	2	3	4	5	6	P5	P6	P7	P8
I-6450320-1	D	PM	PM	PM	PM	J	J	J	J	J	J	PM	PM	PM	PM
	C					K	K	K	K	K	K				
	B					N	N	N	N	N	N				
	A					S	S	S	S	S	S				
4P + 24S + 4P															

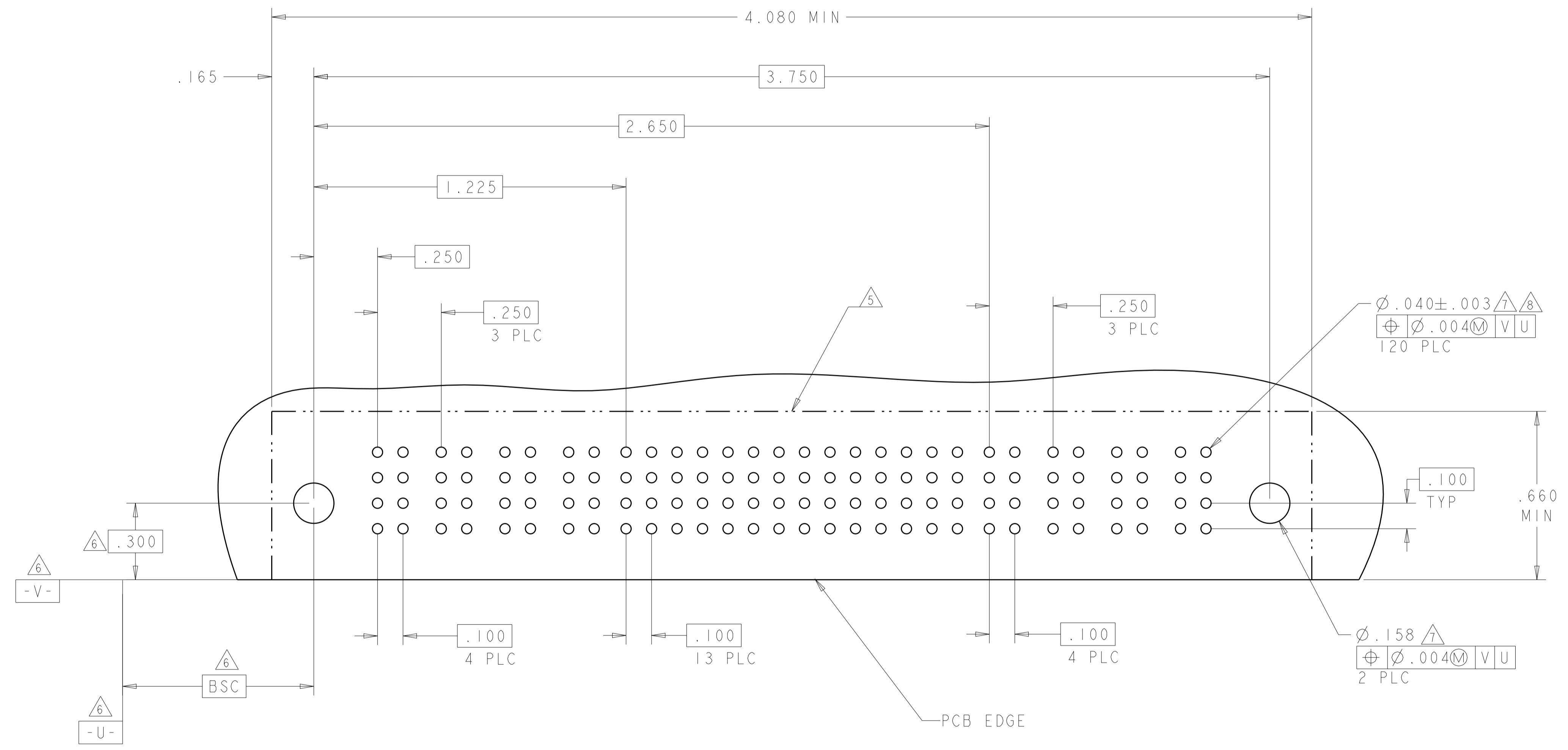
PART NUMBER	ROWS	POWER		SIGNAL												POWER		
		P1	P2	1	2	3	4	5	6	7	8	9	10	11	12	P3	P4	
I-6450320-2	D	PM	PM	J	J	J	J	J	J	J	J	J	J	J	J	J	PM	PM
	C			K	K	K	K	K	K	K	K	K	K	K	K			
	B			N	N	N	N	N	N	N	N	N	N	N	N	N		
	A			S	S	S	S	S	S	S	S	S	S	S	S	S		
2P + 48S + 2P																		



<small>THIS DRAWING IS UNPUBLISHED. RELEASED FOR PUBLICATION BY TYCO ELECTRONICS CORPORATION. ALL RIGHTS RESERVED.</small>		DWN: R. GRZYBOWSKI 30MAR05 CHK: M. PERCHERKE 30MAR05 APVD: M. PERCHERKE	Tyco Electronics Corporation Harrisburg, PA 17105-3608
DIMENSIONS: INCHES 	TOLERANCES UNLESS OTHERWISE SPECIFIED: 0 PLC ±. 1 PLC ±.01 2 PLC ±.005 3 PLC ±.0020 4 PLC ±.0020 ANGLES ±.2° FINISH	NAME: RIGHT ANGLE HEADER W/GUIDES ASSEMBLY MULTI-BEAM XL PRODUCT SPEC: 108-1973 APPLICATION SPEC: 114-13038 WEIGHT:	SIZE: A1 CAGE CODE: 00779 DRAWING NO: 6450320 SCALE: 4:1 SHEET: 6 OF 7 REV: E2
MATERIAL:		CUSTOMER DRAWING	

LOC	DIST	REVISIONS			
P	LTN	DESCRIPTION	DATE	DMN	APVD
-	-	SEE SHEET 1	-	-	-

PART NUMBER	ROWS	POWER				SIGNAL														POWER					
		P1	P2	P3	P4	1	2	3	4	5	6	7	8	9	10	11	12	13	14	P5	P6	P7	P8		
I-6450320-3	D	PM	PM	PM	PM	J	J	J	J	J	J	J	J	J	J	J	J	J	J	J	PM	PM	PM	PM	
	C					K	K	K	K	K	K	K	K	K	K	K	K	K	K	K					
	B					N	N	N	N	N	N	N	N	N	N	N	N	N	N	N					N
	A					S	S	S	S	S	S	S	S	S	S	S	S	S	S	S					S
4P + 56S + 4P																									



<small>THIS DRAWING IS UNPUBLISHED. RELEASED FOR PUBLICATION 20. IT IS THE PROPERTY OF TYCO ELECTRONICS CORPORATION. IT IS SUBJECT TO CHANGE AND WITHOUT WARRANTY OF MERCHANTABILITY OR FITNESS FOR ANY PARTICULAR PURPOSE. REVISIONS SHOULD BE CONTACTED FOR THE LATEST REVISION.</small>		DWN: B. GRZYBOWSKI / 30MAR05 CHK: M. PERCHERKE / 30MAR05 APVD: M. PERCHERKE	Tyco Electronics Corporation Harrisburg, PA 17105-3608
DIMENSIONS: INCHES 	TOLERANCES UNLESS OTHERWISE SPECIFIED: 0 PLC ±. 1 PLC ±.01 2 PLC ±.01 3 PLC ±.005 4 PLC ±.0020 ANGLES ±.2° FINISH	NAME: RIGHT ANGLE HEADER W/GUIDES ASSEMBLY PRODUCT SPEC: 108-1973 APPLICATION SPEC: 114-13038 WEIGHT: -	SIZE: A1 CAGE CODE: 00779 DRAWING NO: 6450320 RESTRICTED TO: -
MATERIAL: - FINISH: -		CUSTOMER DRAWING	SCALE: 4:1 SHEET: 7 OF 7 REV: E2



Компания «ЭлектроПласт» предлагает заключение долгосрочных отношений при поставках импортных электронных компонентов на взаимовыгодных условиях!

Наши преимущества:

- Оперативные поставки широкого спектра электронных компонентов отечественного и импортного производства напрямую от производителей и с крупнейших мировых складов;
- Поставка более 17-ти миллионов наименований электронных компонентов;
- Поставка сложных, дефицитных, либо снятых с производства позиций;
- Оперативные сроки поставки под заказ (от 5 рабочих дней);
- Экспресс доставка в любую точку России;
- Техническая поддержка проекта, помощь в подборе аналогов, поставка прототипов;
- Система менеджмента качества сертифицирована по Международному стандарту ISO 9001;
- Лицензия ФСБ на осуществление работ с использованием сведений, составляющих государственную тайну;
- Поставка специализированных компонентов (Xilinx, Altera, Analog Devices, Intersil, Interpoint, Microsemi, Aeroflex, Peregrine, Syfer, Eurofarad, Texas Instrument, Miteq, Cobham, E2V, MA-COM, Hittite, Mini-Circuits, General Dynamics и др.);

Помимо этого, одним из направлений компании «ЭлектроПласт» является направление «Источники питания». Мы предлагаем Вам помощь Конструкторского отдела:

- Подбор оптимального решения, техническое обоснование при выборе компонента;
- Подбор аналогов;
- Консультации по применению компонента;
- Поставка образцов и прототипов;
- Техническая поддержка проекта;
- Защита от снятия компонента с производства.



Как с нами связаться

Телефон: 8 (812) 309 58 32 (многоканальный)

Факс: 8 (812) 320-02-42

Электронная почта: org@eplast1.ru

Адрес: 198099, г. Санкт-Петербург, ул. Калинина, дом 2, корпус 4, литера А.