

rfid as a feature



SkyePlus MXH



13.56MHz HF Multiplexer

APPLICATIONS:

- Retail Item-Level Management
- Manufacturing Lines
- Other Multiple Read-Point Applications

FEATURES:

- Low Insertion Loss
- Configurable as 4 Way or 8 Way
- Added Flexibility
- Excellent Signal Integrity
- Fast Switching Speed

BENEFITS:

- Robust signal Processing
- Straightforward Customization
- 360° Spatial Diversity

Product Overview

The SkyePlus™ MXH expands an HF reader's capability by adding support for up to 8 antennas. Digital control of the MXH is accomplished by either the host processor or reader module allowing any of the 8 antennas to be explicitly addressed using 3 GPIO pins. Additional multiplexers can be added to increase the number of antennas a module can support beyond 8 presenting a scalable solution.

- Low Insertion loss: < 0.7 dB
- Isolation: 45 dB Minimum
- Control Voltage: CMOS/TTL levels

About SkyePlus MXH

The MXH can be equipped with 4 or 8 antenna ports depending on the application requirements. Infrastructure costs are reduced by using the MXH to minimize the number of readers required to support multiple read-points.

Electrical Specifications

Parameter	Frequency	Min	Typ	Max	Units
Insertion Loss	8-20 MHz		0.5	0.75	dB
Isolation	8-20 MHz	45	49		dB
Return Loss	8-20 MHz		32		dB

Applications

The SkyePlus MXH, used in conjunction with a SkyeTek HF reader, eases integration efforts for those devices requiring multiple read-points by eliminating the need for multiple modules in such applications as:

- Retail Item-Level Management
- Manufacturing Lines
- Other Multiple Read-Point Applications

The MXH compliments SkyeTek HF Tagnostic reader technology which is offered in a variety of form factors making it easy to embed in any device.


About Skyetek:

SkyeTek, Inc., maker of ReaderWare™ is the leading supplier of RFID reader software and reference designs that enable the pervasive adoption of RFID technology. SkyeTek's Tagnostic™ reader technology works with most industry standard tags and smart labels, its low power requirements and a small form factor make it the optimal choice for embedding into new or existing products. SkyeTek's RFID reader technology is available in several formats including reader modules, hardware reference designs, and the ReaderWare™ software suite. SkyeTek markets to OEM customers in targeted vertical markets with several high-volume licensing options available. For more information about SkyeTek, visit www.skyetek.com or call 720-565-0441.

SkyeTek is based in Colorado.
 Our Address: 11030 Circle Point Road
 Ste 300, Westminster, CO 80020 USA



Copyright © 2005 Skyetek, Inc.
 Tagnostic™ ReaderWare™ and SkyeModule™ are trademarks or registered trademarks of Skyetek, Inc. All other trademarks or brand names are the properties of their respective holders. Features and specifications are subject to change without notice.



SkyePlus MXH

SkyePlus MXH Specifications

Physical Characteristics

Dimensions (LxWxH)	95.5x70.4x11.3 mm (Including 8 SMA's)	RF Connections:	50 ohm SMA (input)
Weight	TBD	- 4x Output	50 ohm SMA
		- 8x Output	50 ohm SMA

Absolute Maximum Ratings

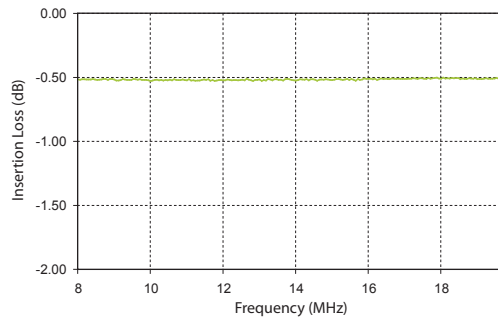
Max Input Power V _{ctl} = 0/+5V	13.56 MHz	39 dBm
Control Voltage Range (A&B)		-0.2 to +5.5 Vdc
Hot Switching Power Level V _{ctl} = 0/+5V		39 dBm
Channel Temperature		150° C
Continuous Pdiss (T = +85° C) (derate 6 mW/°C above 85° C)		0.38W
Max Allowed switching Capacity		2W
Thermal Resistance		173°C/W
Storage Temperature		-65 to 150° C
Operating Temperature		-40 to +85° C

Electrical Characteristics

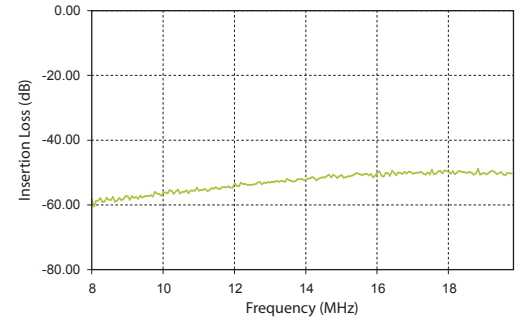
Power Supply	3.2 – 5.5V
Power Consumption	200 µA
Operating Frequency	13.56 MHz +/- 7 KHz
Digital Inputs	3 inputs 0/3.3V, 0/5V

State	Bias Condition
Low	0 to +0.2 Vdc
High	+3 Vdc +5Vdc

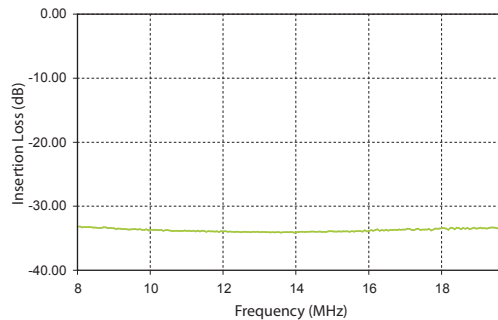
Insertion Loss



Isolation



Return Loss



Other Offerings from Skyetek

Skyetek provides a variety of reader technology at both 13.56 MHz (HF) and ~900 MHz (UHF). The M1-Mini, also part of the SkyeModule HF line, offers an even smaller design with comparable features. ReaderDNA is a comprehensive reference design available for component level integration of RFID reader technology, including complete design files, BOM, and test fixtures. ReaderWare, an open-architected software suite residing on all Skyetek's modules and available with ReaderDNA, provides intelligence to the RFID reader hardware. The SkyeModule M8 is a low power, compact, UHF reader compatible with EPC and ISO transponders. All SkyeModules are controlled via the Skyetek Protocol, a powerful but simple communication protocol that grants the user access to all features of an RFID transponder. Further, they have been designed with flexible and modular embedded software that allows one to select only the desired features.

Mouser Electronics

Authorized Distributor

Click to View Pricing, Inventory, Delivery & Lifecycle Information:

[SkyeTek:](#)

[SP-MX-04-HF-M2](#) [SP-MX-08-HF-M2](#)



Компания «ЭлектроПласт» предлагает заключение долгосрочных отношений при поставках импортных электронных компонентов на взаимовыгодных условиях!

Наши преимущества:

- Оперативные поставки широкого спектра электронных компонентов отечественного и импортного производства напрямую от производителей и с крупнейших мировых складов;
- Поставка более 17-ти миллионов наименований электронных компонентов;
- Поставка сложных, дефицитных, либо снятых с производства позиций;
- Оперативные сроки поставки под заказ (от 5 рабочих дней);
- Экспресс доставка в любую точку России;
- Техническая поддержка проекта, помощь в подборе аналогов, поставка прототипов;
- Система менеджмента качества сертифицирована по Международному стандарту ISO 9001;
- Лицензия ФСБ на осуществление работ с использованием сведений, составляющих государственную тайну;
- Поставка специализированных компонентов (Xilinx, Altera, Analog Devices, Intersil, Interpoint, Microsemi, Aeroflex, Peregrine, Syfer, Eurofarad, Texas Instrument, Miteq, Cobham, E2V, MA-COM, Hittite, Mini-Circuits, General Dynamics и др.);

Помимо этого, одним из направлений компании «ЭлектроПласт» является направление «Источники питания». Мы предлагаем Вам помощь Конструкторского отдела:

- Подбор оптимального решения, техническое обоснование при выборе компонента;
- Подбор аналогов;
- Консультации по применению компонента;
- Поставка образцов и прототипов;
- Техническая поддержка проекта;
- Защита от снятия компонента с производства.



Как с нами связаться

Телефон: 8 (812) 309 58 32 (многоканальный)

Факс: 8 (812) 320-02-42

Электронная почта: org@eplast1.ru

Адрес: 198099, г. Санкт-Петербург, ул. Калинина, дом 2, корпус 4, литера А.