

FOR BOARD-TO-CABLE CONNECTION

230 SERIES (FOR FLAT CABLE CONNECTION)

■ FEATURES

- Two 1.27 mm (0.050 in.) pitch flat cables can be used.
- 1.27 mm (0.05 in.) pitch contact arrangement in two rows and terminal arrangement in a four-row staggered array (2.54 mm × 1.905 mm) (0.100 × 0.075 in.) enable high-density mounting.
- The socket kit is comprised of two IDC sockets (body 1, body 2). After IDC termination, the bodies are "snapped" together to form one complete socket assembly.
- Connectors with 20 to 100 contacts are available.
- Latch mechanism provides easy disconnection.
- A clip-on key prevents incorrect insertion of a connector when two or more connectors with the same number of contacts are mounted on a PC board.



■ SPECIFICATIONS

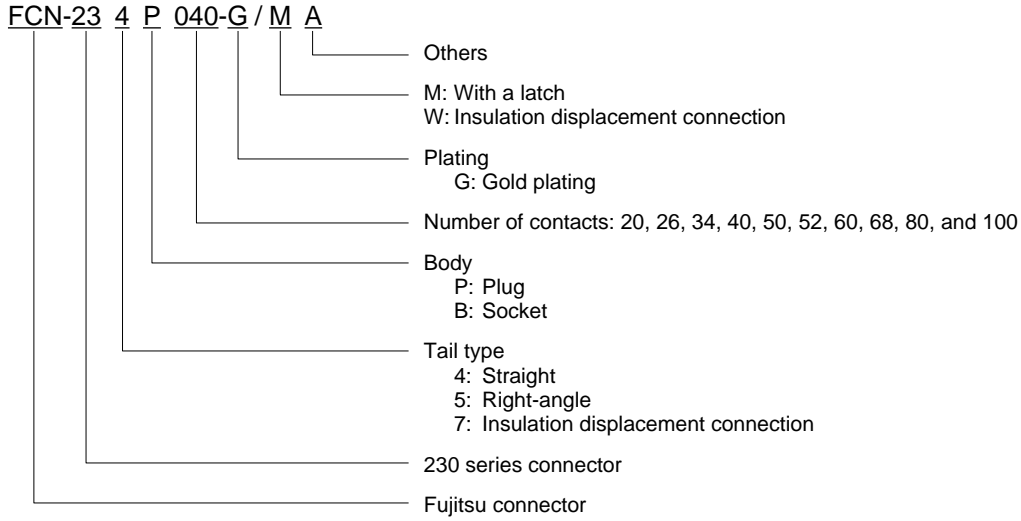
Item	Specifications
Operating temperature range	-55°C to +105°C
Current rating	DC 0.5 A
Voltage rating	AC 240 V
Contact resistance	30 mΩ max. (DC 6 V, 0.1A)
Insulation resistance	1000 MΩ min. (DC 500 V)
Dielectric withstand voltage	AC 750 V for 1 minute
Insertion force	3 kg max. (20 contacts)
Withdrawal force	0.4 kg min. (20 contacts)
Applicable wire	1.27 mm (0.050 in.) flat cable AWG #28 (stranded wire)

■ MATERIALS

Item	Materials	
Insulator	Polyester	
Conductor	Copper alloy	
Plating	Contact	Gold plating
	Terminal	Palladium plating

230 Series (For Flat Cable Connection)

ORDERING CODE



APPLICATIONS



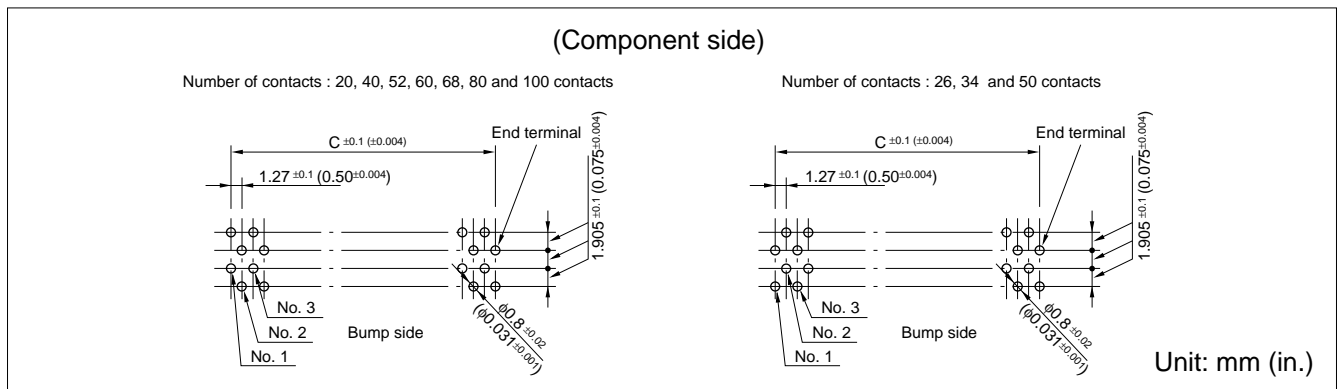
230 Series (For Flat Cable Connection)

STRAIGHT PLUG

■ DIMENSIONS



■ MOUNTING HOLE LAYOUT



■ PART NUMBERS AND DIMENSIONS

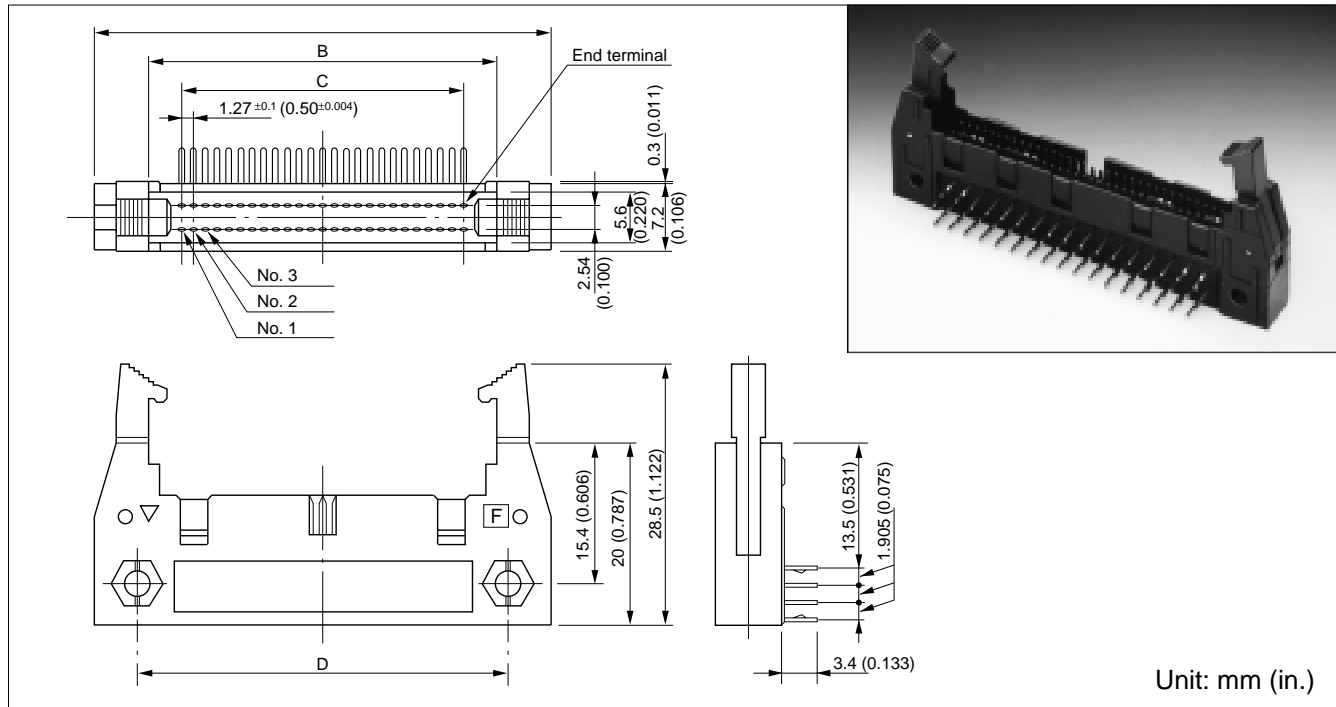
Number of contacts	Part number	Dimensions: mm (in.)		
		A	B	C
20	FCN-234P020-G/MA	30.40 (0.035)	18.77 (0.738)	11.43 (0.450)
26	FCN-234P026-G/MA	34.21 (1.346)	22.58 (0.888)	15.24 (0.600)
34	FCN-234P034-G/MA	39.29 (1.546)	27.66 (1.088)	20.32 (0.800)
40	FCN-234P040-G/MA	43.10 (1.656)	31.47 (1.238)	24.13 (0.950)
50	FCN-234P050-G/MA	49.45 (1.946)	37.82 (1.488)	30.48 (1.200)
52	FCN-234P052-G/MA	50.72 (1.996)	39.09 (1.538)	31.75 (1.250)
60	FCN-234P060-G/MA	55.80 (2.196)	44.17 (1.738)	36.83 (1.450)
68	FCN-234P068-G/MA	60.88 (2.396)	49.25 (1.938)	41.91 (1.650)
80	FCN-234P080-G/MA	68.50 (2.696)	56.87 (2.238)	49.53 (1.950)
100	FCN-234P100-G/MA	81.20 (3.196)	69.57 (2.738)	62.23 (2.450)

The connectors listed above have clinched retention tails. This series also includes connectors with tails which are not clinched for retention. Specify a part number by replacing -G/MA at the end with -G/MB.

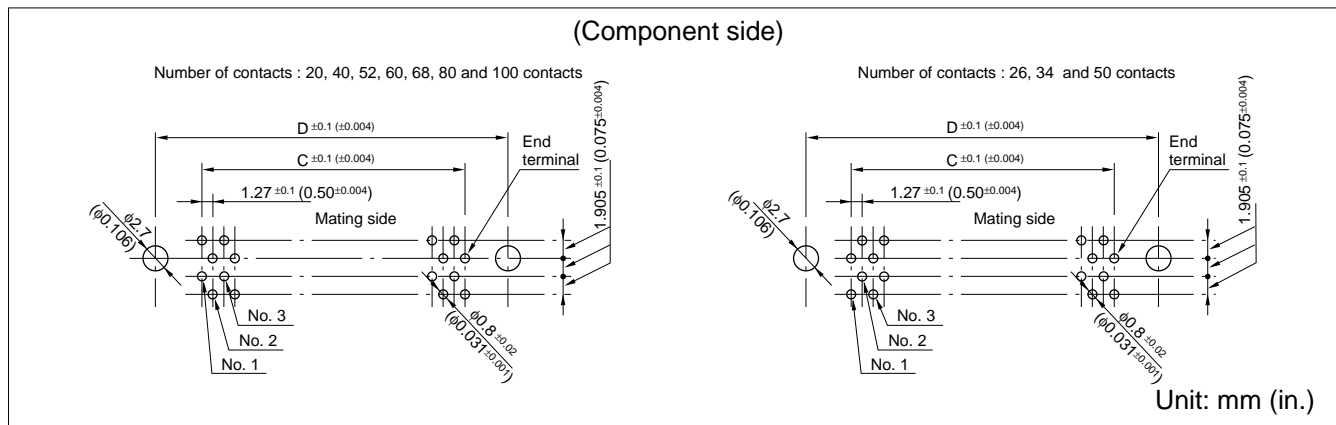
230 Series (For Flat Cable Connection)

RIGHT-ANGLE PLUG

■ DIMENSIONS



■ MOUNTING HOLE LAYOUT



■ PART NUMBERS AND DIMENSIONS

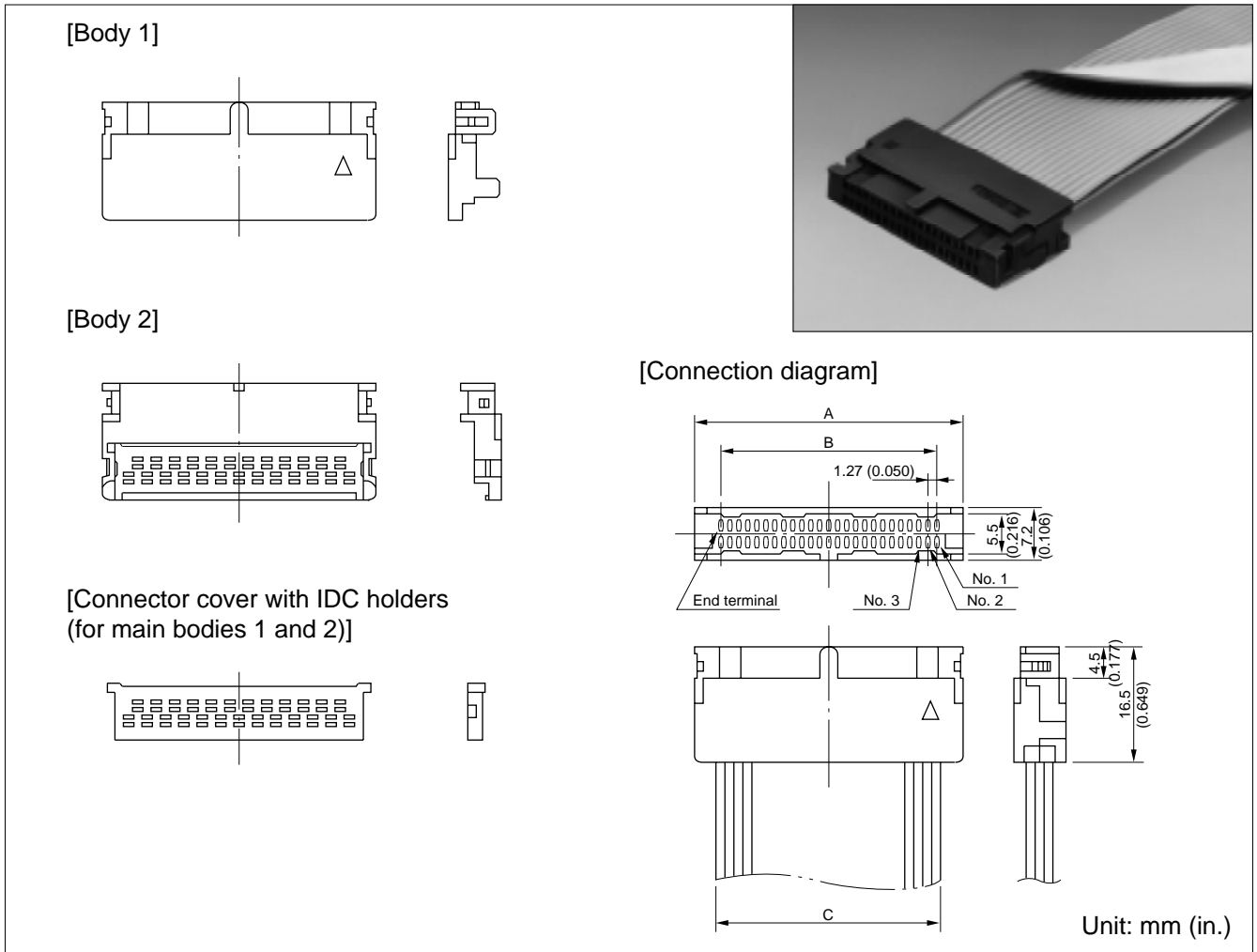
Number of contacts	Part number	Dimensions: mm (in.)			
		A	B	C	D
20	FCN-235P020-G/MA	30.40 (0.035)	18.77 (0.738)	11.43 (0.450)	21.59 (0.850)
26	FCN-235P026-G/MA	34.21 (1.346)	22.58 (0.888)	15.24 (0.600)	25.40 (1.000)
34	FCN-235P034-G/MA	39.29 (1.546)	27.66 (1.088)	20.32 (0.800)	30.48 (1.200)
40	FCN-235P040-G/MA	43.10 (1.656)	31.47 (1.238)	24.13 (0.950)	34.29 (1.350)
50	FCN-235P050-G/MA	49.45 (1.946)	37.82 (1.488)	30.48 (1.200)	40.64 (1.600)
52	FCN-235P052-G/MA	50.72 (1.996)	39.09 (1.538)	31.75 (1.250)	41.91 (1.650)
60	FCN-235P060-G/MA	55.80 (2.196)	44.17 (1.738)	36.83 (1.450)	46.99 (1.850)
68	FCN-235P068-G/MA	60.88 (2.396)	49.25 (1.938)	41.91 (1.650)	52.07 (2.050)
80	FCN-235P080-G/MA	68.50 (2.696)	56.87 (2.238)	49.53 (1.950)	59.69 (2.350)
100	FCN-235P100-G/MA	81.20 (3.196)	69.57 (2.738)	62.23 (2.450)	72.39 (2.850)

The connectors listed above have clinched retention tails. This series also includes connectors with tails which are not clinched for retention. Specify a part number by replacing -G/MA at the end with -G/MB.

230 Series (For Flat Cable Connection)

SOCKET

■ DIMENSIONS



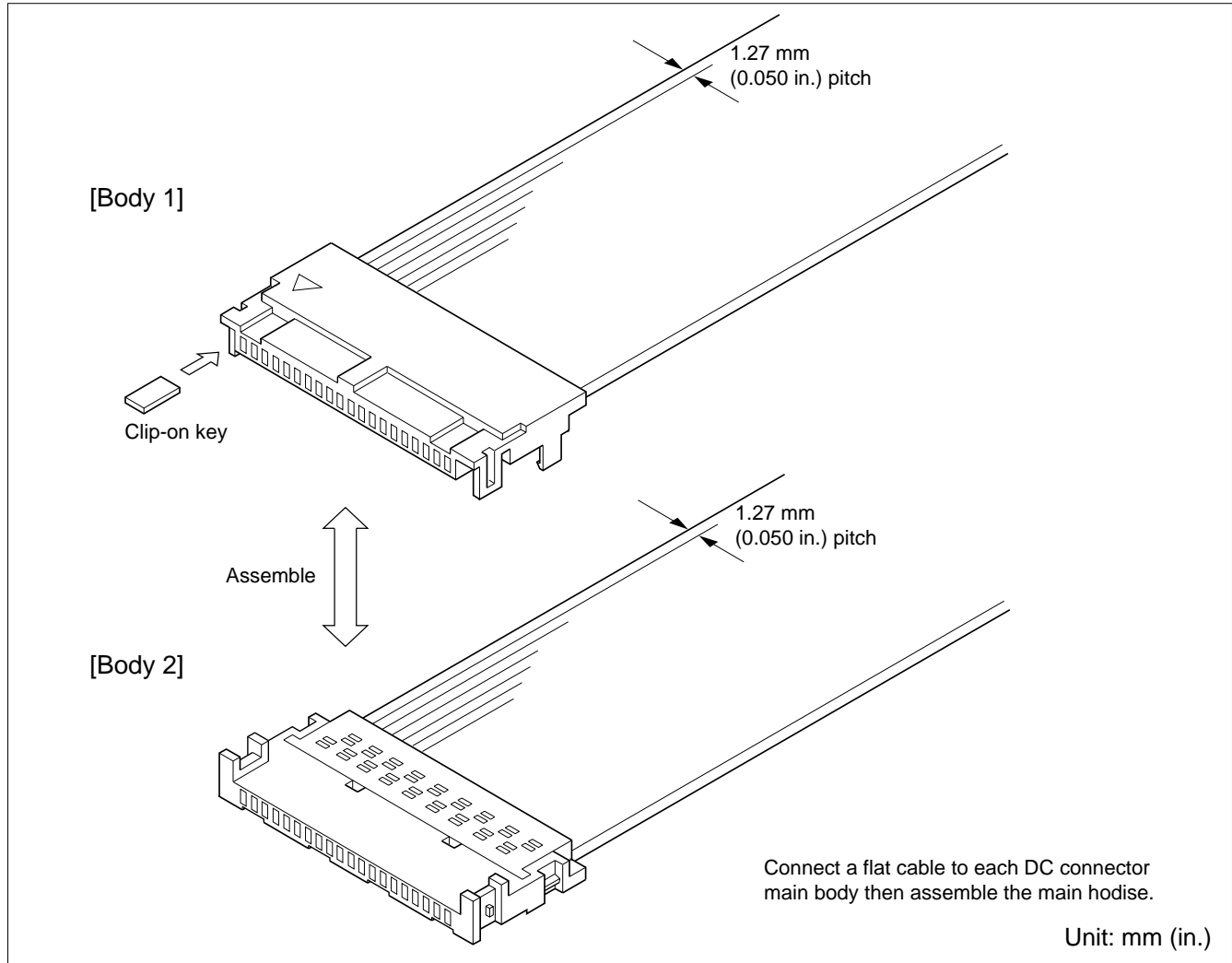
■ PART NUMBERS AND DIMENSIONS

Number of contacts	Part number	Dimensions: mm (in.)		
		A	B	C
20	FCN-237B020-G/W	18.57 (0.731)	11.43 (0.450)	12.70 (0.500)
26	FCN-237B026-G/W	22.38 (0.881)	15.24 (0.600)	16.51 (0.650)
34	FCN-237B034-G/W	27.46 (1.081)	20.32 (0.800)	21.59 (0.850)
40	FCN-237B040-G/W	31.27 (1.231)	24.13 (0.950)	25.40 (1.000)
50	FCN-237B050-G/W	37.62 (1.481)	30.48 (1.200)	31.75 (1.250)
52	FCN-237B052-G/W	38.89 (1.531)	31.75 (1.250)	33.02 (1.300)
60	FCN-237B060-G/W	43.97 (1.731)	36.83 (1.450)	38.10 (1.500)
68	FCN-237B068-G/W	49.05 (1.931)	41.91 (1.650)	43.18 (1.700)
80	FCN-237B080-G/W	56.67 (2.231)	49.53 (1.950)	50.80 (2.000)
100	FCN-237B100-G/W	69.37 (2.731)	62.23 (2.450)	63.50 (2.500)

See page 2-39 for IDC tools.

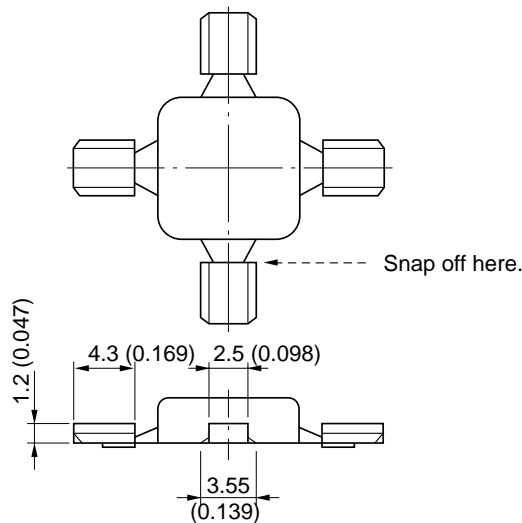
230 Series (For Flat Cable Connection)

■ HARNESS SHAPE



■ ACCESSORY

Clip-on keys
Part number: FCN-230A1



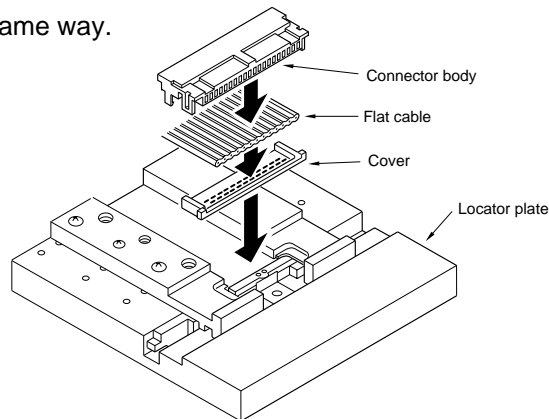
230 Series (For Flat Cable Connection)

IDC TOOLS



■ CONNECTION PROCEDURE (OUTLINE)

1. Cut the flat cable with the cable cutter (cut perpendicular to the cable in the same way as for conventional MIL types).
2. Position the cover, flat cable, and connector body on the locator plate, then make connection using the hand press.
3. Connect the other connector body in the same way.



4. Assemble the connector bodies.



230 Series (For Flat Cable Connection)

Fujitsu Components International Headquarter Offices

Japan

Fujitsu Component Limited
Gotanda-Chuo Building
3-5, Higashigotanda 2-chome, Shinagawa-ku
Tokyo 141-0022, Japan
Tel: (81-3) 5449-7010
Fax: (81-3) 5449-2626
Email: promothq@fcl.fujitsu.com
Web: www.fcl.fujitsu.com

North and South America

Fujitsu Components America, Inc.
250 E. Caribbean Drive
Sunnyvale, CA 94089 U.S.A.
Tel: (1-408) 745-4900
Fax: (1-408) 745-4970
Email: components@us.fujitsu.com
Web: <http://us.fujitsu.com/components>

Europe

Fujitsu Components Europe B.V.
Diamantlaan 25
2132 WV Hoofddorp
Netherlands
Tel: (31-23) 5560910
Fax: (31-23) 5560950
Email: info@fceu.fujitsu.com
Web: emea.fujitsu.com/components

Asia Pacific

Fujitsu Components Asia Ltd.
102E Pasir Panjang Road
#01-01 Citilink Warehouse Complex
Singapore 118529
Tel: (65) 6375-8560
Fax: (65) 6273-3021
Email: fcal@fcal.fujitsu.com
www.fcal.fujitsu.com

© 2007 Fujitsu Components America, Inc. All rights reserved. All trademarks or registered trademarks are the property of their respective owners. Fujitsu Components America, Inc. or its affiliates do not warrant that the content of the datasheet is error free. In a continuing effort to improve our products, Fujitsu Components America, Inc. or its affiliates reserve the right to change specifications/datasheets without prior notice. Rev. November 2, 2007.



Компания «ЭлектроПласт» предлагает заключение долгосрочных отношений при поставках импортных электронных компонентов на взаимовыгодных условиях!

Наши преимущества:

- Оперативные поставки широкого спектра электронных компонентов отечественного и импортного производства напрямую от производителей и с крупнейших мировых складов;
- Поставка более 17-ти миллионов наименований электронных компонентов;
- Поставка сложных, дефицитных, либо снятых с производства позиций;
- Оперативные сроки поставки под заказ (от 5 рабочих дней);
- Экспресс доставка в любую точку России;
- Техническая поддержка проекта, помощь в подборе аналогов, поставка прототипов;
- Система менеджмента качества сертифицирована по Международному стандарту ISO 9001;
- Лицензия ФСБ на осуществление работ с использованием сведений, составляющих государственную тайну;
- Поставка специализированных компонентов (Xilinx, Altera, Analog Devices, Intersil, Interpoint, Microsemi, Aeroflex, Peregrine, Syfer, Eurofarad, Texas Instrument, Miteq, Cobham, E2V, MA-COM, Hittite, Mini-Circuits, General Dynamics и др.);

Помимо этого, одним из направлений компании «ЭлектроПласт» является направление «Источники питания». Мы предлагаем Вам помощь Конструкторского отдела:

- Подбор оптимального решения, техническое обоснование при выборе компонента;
- Подбор аналогов;
- Консультации по применению компонента;
- Поставка образцов и прототипов;
- Техническая поддержка проекта;
- Защита от снятия компонента с производства.



Как с нами связаться

Телефон: 8 (812) 309 58 32 (многоканальный)

Факс: 8 (812) 320-02-42

Электронная почта: org@eplast1.ru

Адрес: 198099, г. Санкт-Петербург, ул. Калинина, дом 2, корпус 4, литера А.