

LOC		DIST		REVISIONS			
ES	00	P	LTH	DESCRIPTION	DATE	DWN	APVD
		J9		REV PER ECR-12-020199	22NOV2012	CZ	SZ



THIS DRAWING IS A CONTROLLED DOCUMENT.		DWN D. ZHU	Z0DEC2007		TE Connectivity	
DIMENSIONS: INCHES		CHK S. ZHAO	Z0DEC2007		NAME VER RECEP ASSEMBLY SHORT GUIDES, PRESS FIT MULTI-BEAM XLE	
TOLERANCES UNLESS OTHERWISE SPECIFIED:		APVD S. ZHAO	-	PRODUCT SPEC		
0 PLC ± .01		108-2292		APPLICATION SPEC		
1 PLC ± .01		114-13251		SIZE A100779C=6450860		
2 PLC ± .005		WEIGHT		RESTRICTED TO		
3 PLC ± .0020		CUSTOMER DRAWING		SCALE N/A SHEET 1 OF 28 REV K2		
ANGLES ± .2°		FINISH				
MATERIAL						

LOC	DIST	REV	DATE	BY	APPV
ES	00				

- 1 "AMP", PART NUMBER AND DATE CODE TO BE MARKED IN AREA SHOWN
PARTS UNDER 2.00 LONG MAY BE MARKED ON BOTH SIDES
- 2 MATERIAL: HOUSING - GLASS FILLED HIGH TEMP THERMO PLASTIC, UL94 V-0, BLACK.
SIGNAL CONTACT - HIGH CONDUCTIVITY COPPER ALLOY
POWER CONTACT - HIGH CONDUCTIVITY COPPER ALLOY
LP CONTACT - HIGH CONDUCTIVITY COPPER ALLOY
- 3 CONTACT PLATING - NOBLE METAL PLATING ON CONTACT FUNCTIONAL AREA
OF POWER AND SIGNAL CONTACTS
- 4 MECHANICAL CONNECTOR KEEP OUT ZONE
- 5 DATUM AND BASIC DIMENSIONS ESTABLISHED BY CUSTOMER
- 6 PCB - ALL HOLE DIAMETERS ARE FINISHED HOLE SIZES
- 7 PCB - 0.0453 ±.0010 DRILLED HOLES PLATED WITH .0003 MIN Sn
OVER .001 TO .003 Cu PLATING TO ACHIEVE A .040 HOLE
- 8 FOR P/S/LP CONFIGURATION, PLEASE REFER TO SHEET 3.
- 9 FOR LP/S/P CONFIGURATION, PLEASE REFER TO SHEET 3.
- 10 VARIABLE DIMENSIONS SHOW ON TABLE.
- 11 FOR LP/S/LP CONFIGURATION, PLEASE REFER TO SHEET 3.
- 12 SPECIAL DIMENSIONS SEE SHEET 3
- 13 RECOMMEND USING CUSTOMER SUPPLIED SCREWS TO SECURE TO BOARD
TYCO P/N: 19024-2. RECOMMEND TORQUE IS TBD.
ASSUMING A CARD THICKNESS OF TBD, FINAL SCREW LENGTH AND CARD THICKNESS ARE FACTORS TO BE
CONSIDERED IF APPLYING A SCREW FOR AN APPLICATION AND MAY VARY FOR EACH APPLICATION.

W	U	K	S	T	D	R	L	DESCRIPTION	PART NUMBER
1.850	.250	.250	.170	1.690	.425	1.100	2.040	2P + 24S + 2P	5-6450860-2
1.185	-	-	.1025	1.025	.2725	.705	1.375	2LP + 16S + 2LP	4-6450860-8
2.850	.250	.250	.170	2.690	.925	1.600	3.040	4P + 24S + 4P	4-6450860-7
2.150	.250	.250	.170	1.990	.475	1.400	2.340	2P + 32S + 2P	4-6450860-6
2.705	.115	.170	.170	2.545	1.800	2.1575	2.895	3ACP+3P+12S+2LP	4-6450860-5
4.450	.250	.250	.170	4.290	1.925	2.200	4.640	8P + 8S + 8P	4-6450860-4
1.400	.250	.250	.145	1.240	.425	.700	1.590	2P + 8S + 2P	4-6450860-3
1.330	.250	-	.1275	1.170	.2725	.5725	1.520	2LP + 8S + 2P	4-6450860-2
2.400	.200	.200	.145	2.240	.775	1.350	2.590	4HDP + 20S + 4HDP	4-6450860-1
1.350	-	-	.170	1.190	.175	.850	1.540	1P + 24S + 1P	4-6450860-0
1.360	-	.230	.1275	1.200	.4775	.8525	1.550	4LP + 12S + 1P	3-6450860-9
2.550	.250	.250	.170	2.390	.475	1.800	2.740	2P + 48S + 2P	3-6450860-6
3.850	.250	.250	.170	3.690	1.425	2.100	4.040	6P + 24S + 6P	3-6450860-5
1.075	-	-	.1025	.915	.2725	.480	1.265	2LP + 8S + 3LP	3-6450860-4
1.330	.250	-	.1275	1.170	.2725	.5725	1.520	2LP + 8S + 2P	3-6450860-3
1.800	.250	.250	.220	1.640	.450	.950	1.990	2P + 16S + 2P	3-6450860-2
2.870	.230	.230	.1525	2.710	.6550	2.2125	3.060	4LP + 60S + 4LP	3-6450860-1
.975	-	-	.1025	.815	.2725	.380	1.165	2LP + 4S + 3LP	3-6450860-0
1.950	.250	.250	.170	1.790	.475	1.200	2.140	2P + 24S + 2P	2-6450860-9
2.550	.250	.250	.170	2.390	.925	1.300	2.740	4P + 12S + 4P	2-6450860-8
5.635	.250	.250	.170	5.475	.475	1.885	5.825	2P + 32S + 4LP + 14P	2-6450860-6
3.570	.250	.230	.1525	3.410	2.1125	2.8375	3.760	18LP + 24S + 2P	2-6450860-5
6.050	.250	.250	.145	5.890	1.950	3.850	6.240	8P + 72S + 8P	2-6450860-1
1.950	.250	.250	.170	1.790	.475	1.200	2.140	2P + 24S + 2P	2-6450860-0
3.350	.200	.200	.170	3.190	1.175	1.850	3.540	6HDP + 24S + 6HDP	1-6450860-7
-	.250	.230	.1275	2.205	.7325	1.4075	2.555	6LP + 24S + 3P	1-6450860-6
2.450	.200	.200	.170	2.290	.775	1.350	2.640	4HDP + 20S + 4HDP	1-6450860-5
2.150	.200	.200	.170	1.990	.775	1.050	2.340	4HDP + 8S + 4HDP	1-6450860-4
2.450	-	.250	.170	2.290	.925	1.200	2.640	4P + 8S + 4P	1-6450860-3
3.450	-	.250	.170	3.290	1.425	1.700	3.640	6P + 8S + 6P	1-6450860-2
2.800	.300	.250	.170	2.640	.925	1.700	2.990	4P + 28S + 3ACP	1-6450860-0
2.510	-	-	.170	2.350	.455	1.6875	2.700	1P+2LP+48S+2LP+1P	6450860-9
2.800	.300	.250	.170	2.640	.925	1.700	2.990	4P + 28S + 3ACP	6450860-7
2.425	.250	.300	.170	2.265	.500	1.175	2.615	2ACP + 24S + 4P	6450860-6
3.665	-	.230	.1025	3.505	.7325	1.4075	3.855	6LP + 24S + 10P	6450860-5
2.530	-	.250	.170	2.370	1.175	1.9825	2.720	5P + 32S + 2LP	6450860-4
5.545	.230	.250	.195	5.385	2.975	4.2325	5.735	12P + 48S + 8LP	6450860-3
5.200	.200	.300	.195	5.040	1.150	2.475	5.390	4ACP + 48S + 12HDP	6450860-2
.985	-	-	.1025	.825	.2725	.505	1.175	2LP + 8S + 2LP	6450860-1
D	T	S	K	U	W	R	L	DESCRIPTION	PART NUMBER

THIS DRAWING IS A CONTROLLED DOCUMENT.

OWN: D. ZHU Z0DEC2007
 CH: S. ZHAO Z0DEC2007

DIMENSIONS: INCHES
 TOLERANCES UNLESS OTHERWISE SPECIFIED:
 0 PLC ±.
 1 PLC ±.01
 2 PLC ±.01
 3 PLC ±.005
 4 PLC ±.0020
 ANGLES ±.0020

MATERIAL: FINISH:

APPROVED: S. ZHAO

PRODUCT SPEC: 108-2292
 APPLICATION SPEC: 114-13251

WEIGHT: CUSTOMER DRAWING

SCALE: N/A SHEET 2 OF 28 REV: K2

STE TE Connectivity

VER RECEPT ASSEMBLY
 SHORT GUIDES, PRESS FIT
 MULTI-BEAM XLE

SIZE: A1 CAGE CODE: 6450860

LOC		DIST		REVISIONS			
ES	00	P	LTM	DESCRIPTION	DATE	DWN	APVD
-	-	-	-	SEE SHEET 1	-	-	-



FOR P/S/LP CONFIGURATION
 UNSPECIFIED DIMENSION REFER TO SHEET 1



FOR LP/S/P CONFIGURATION
 UNSPECIFIED DIMENSION REFER TO SHEET 1



FOR PART 2-6450860-6

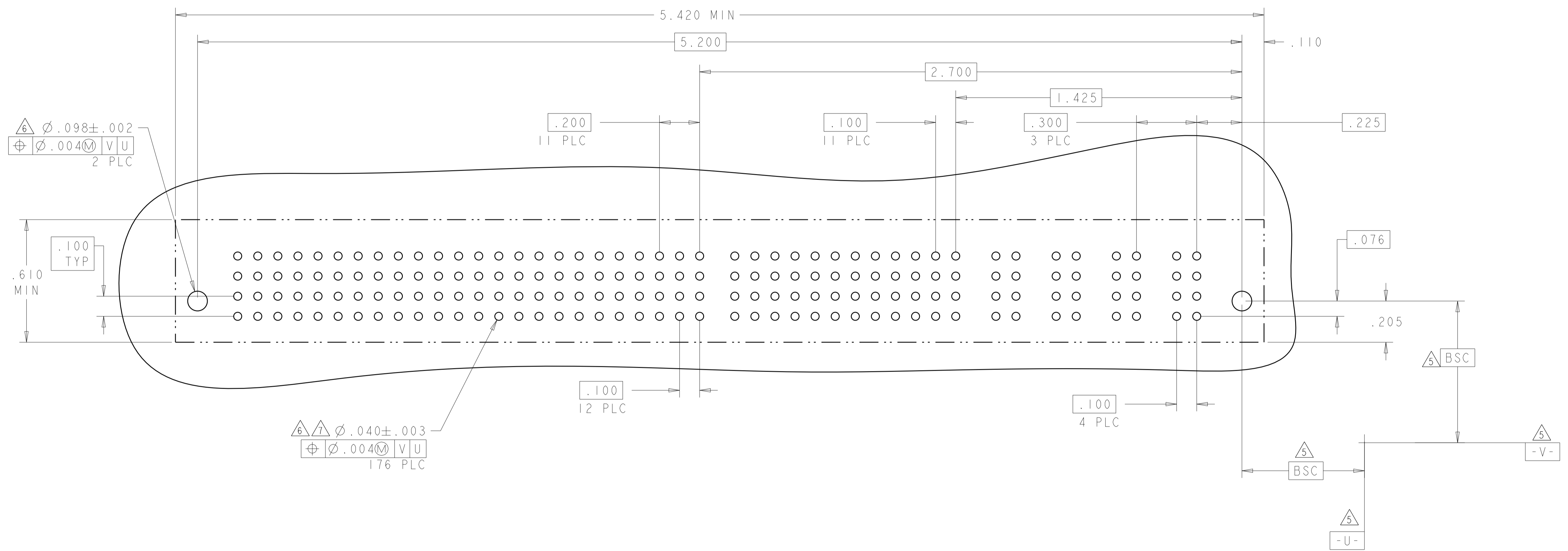


FOR LP/S/LP(6450860-1 AND 3-6450860-0) CONFIGURATION
 UNSPECIFIED DIM REFER TO SHEET 1

THIS DRAWING IS A CONTROLLED DOCUMENT.		DWN: D. ZHU	20DEC2007		TE Connectivity
DIMENSIONS: INCHES		CHK: S. ZHAO	20DEC2007		NAME: VER RECEP ASSEMBLY SHORT GUIDES, PRESS FIT MULTI-BEAM XLE
TOLERANCES UNLESS OTHERWISE SPECIFIED:		APVD: S. ZHAO	-	PRODUCT SPEC: 108-2292	
0 PLC ±.01		APPLICATION SPEC: 114-13251		SIZE: A1	
1 PLC ±.01		WEIGHT: -		CAGE CODE: -	
2 PLC ±.005		CUSTOMER DRAWING		SCALE: N/A	
3 PLC ±.0020		SCALE: N/A		SHEET 3 OF 28	
ANGLES: ±.7°		SCALE: N/A		REV: K2	
FINISH: -		SCALE: N/A		REV: K2	

LOC	DIST	REVISIONS			
P	LTN	DESCRIPTION	DATE	DWN	APVD
-	-	SEE SHEET 1	-	-	-

PART NUMBER	ROWS	POWER												SIGNAL												POWER			
		P16	P15	P14	P13	P12	P11	P10	P9	P8	P7	P6	P5	12	11	10	9	8	7	6	5	4	3	2	1	P4	P3	P2	P1
6450860-2	D C B A	GS	GS	GS	GS	GS	GS	GS	GS	GS	GS	GS	GS	AP	AP	AP	AP	AP	AP	AP	AP	AP	AP	AP	AP	GS	GS	GS	GS
		GS	GS	GS	GS	GS	GS	GS	GS	GS	GS	GS	GS	AP	AP	AP	AP	AP	AP	AP	AP	AP	AP	AP	AP	GS	GS	GS	GS
		GS	GS	GS	GS	GS	GS	GS	GS	GS	GS	GS	GS	AP	AP	AP	AP	AP	AP	AP	AP	AP	AP	AP	AP	GS	GS	GS	GS
		GS	GS	GS	GS	GS	GS	GS	GS	GS	GS	GS	GS	AP	AP	AP	AP	AP	AP	AP	AP	AP	AP	AP	AP	GS	GS	GS	GS
4ACP + 48S + 12HDP																													



CODE	DESCRIPTION
LSI	STD LP POWER PRESS FIT CONTACT
GP	MFBL POWER PRESS FIT CONTACTS
GS	STD POWER PRESS FIT CONTACTS
AP	SIGNAL PRESS FIT CONTACT

CONTACT TABLE

THIS DRAWING IS A CONTROLLED DOCUMENT.

DWN: D. ZHU, 20DEC2007
CHK: S. ZHAO, 20DEC2007
APVD: S. ZHAO

DIMENSIONS: INCHES
TOLERANCES UNLESS OTHERWISE SPECIFIED:
0 PLC ±.
2 PLC ±.01
3 PLC ±.01
4 PLC ±.0020
ANGLES ±.020

MATERIAL: -
FINISH: -

PRODUCT SPEC: 108-2292
APPLICATION SPEC: 114-13251
WEIGHT: -

CUSTOMER DRAWING

NAME: VER RECEP ASSEMBLY SHORT GUIDES, PRESS FIT MULTI-BEAM XLE
SIZE: A1
CAGE CODE: 100779
DRAWING NO: 6450860

RESTRICTED TO: -
SCALE: N/A
SHEET: 4 OF 28
REV: K2

TE Connectivity

LOC	DIST	REVISIONS			
		REV	DATE	BY	APPV
ES	00	-	-	-	-
		SEE SHEET 1			

PART NUMBER	ROWS	SIGNAL														POWER																	
		LP8	LP7	LP6	LP5	LP4	LP3	LP2	LPI	I2	I1	I0	9	8	7	6	5	4	3	2	1	P12	P11	P10	P9	P8	P7	P6	P5	P4	P3	P2	P1
6450860-3	D									AP	AP	AP	AP	AP	AP	AP	AP	AP	AP	AP													
	C									AP	AP	AP	AP	AP	AP	AP	AP	AP	AP	AP													
	B	LSI	LSI	LSI	LSI	LSI	LSI	LSI	LSI	AP	AP	AP	AP	AP	AP	AP	AP	AP	AP	AP	GS	GS	GS	GS	GS	GS	GS	GS	GS	GS	GS	GS	
	A									AP	AP	AP	AP	AP	AP	AP	AP	AP	AP	AP													

12P + 48S + 8LP



THIS DRAWING IS A CONTROLLED DOCUMENT.		OWN: D. ZHU	20DEC2007		TE Connectivity
DIMENSIONS: INCHES		CHK: S. ZHAO	20DEC2007		VER RECEP ASSEMBLY SHORT GUIDES, PRESS FIT MULTI-BEAM XLE
TOLERANCES UNLESS OTHERWISE SPECIFIED:		APVD: S. ZHAO		NAME	
0 PLC ±		PRODUCT SPEC		SIZE: CAGE CODE: DRAWING NO: RESTRICTED TO	
1 PLC ±.01		108-2292		A100779C=6450860	
2 PLC ±.01		APPLICATION SPEC		SCALE: N/A SHEET 5 OF 28 REV: K2	
3 PLC ±.005		114-13251			
4 PLC ±.0020		WEIGHT			
ANGLES ±.2°		FINISH			
MATERIAL		CUSTOMER DRAWING			

LOC		DIST		REVISIONS			
P	LTN	DESCRIPTION	DATE	OWN	APVD		
-	-	SEE SHEET 1	-	-	-		

PART NUMBER	ROWS	POWER				SIGNAL					POWER		HD
		P6	P5	P4	P3	6	5	4	3	2	1	P2	
6450860-6	D	GS	GS	GS	GS	AP	AP	AP	AP	AP	AP	GS	GS
	C					AP	AP	AP	AP	AP	AP		
	B					AP	AP	AP	AP	AP	AP		
	A					AP	AP	AP	AP	AP	AP		
2ACP + 24S + 4P													

PART NUMBER	ROWS	LP2	LPI	SIGNAL								POWER					HD
				8	7	6	5	4	3	2	1	P5	P4	P3	P2	P1	
6450860-4	D	LSI		AP	AP	AP	AP	AP	AP	AP	AP	AP	GS	GP	GS	GP	GP
	C			AP	AP	AP	AP	AP	AP	AP	AP						
	B			AP	AP	AP	AP	AP	AP	AP	AP						
	A			AP	AP	AP	AP	AP	AP	AP	AP						
5P + 32S + 2LP																	

NO CONTACT LOADED

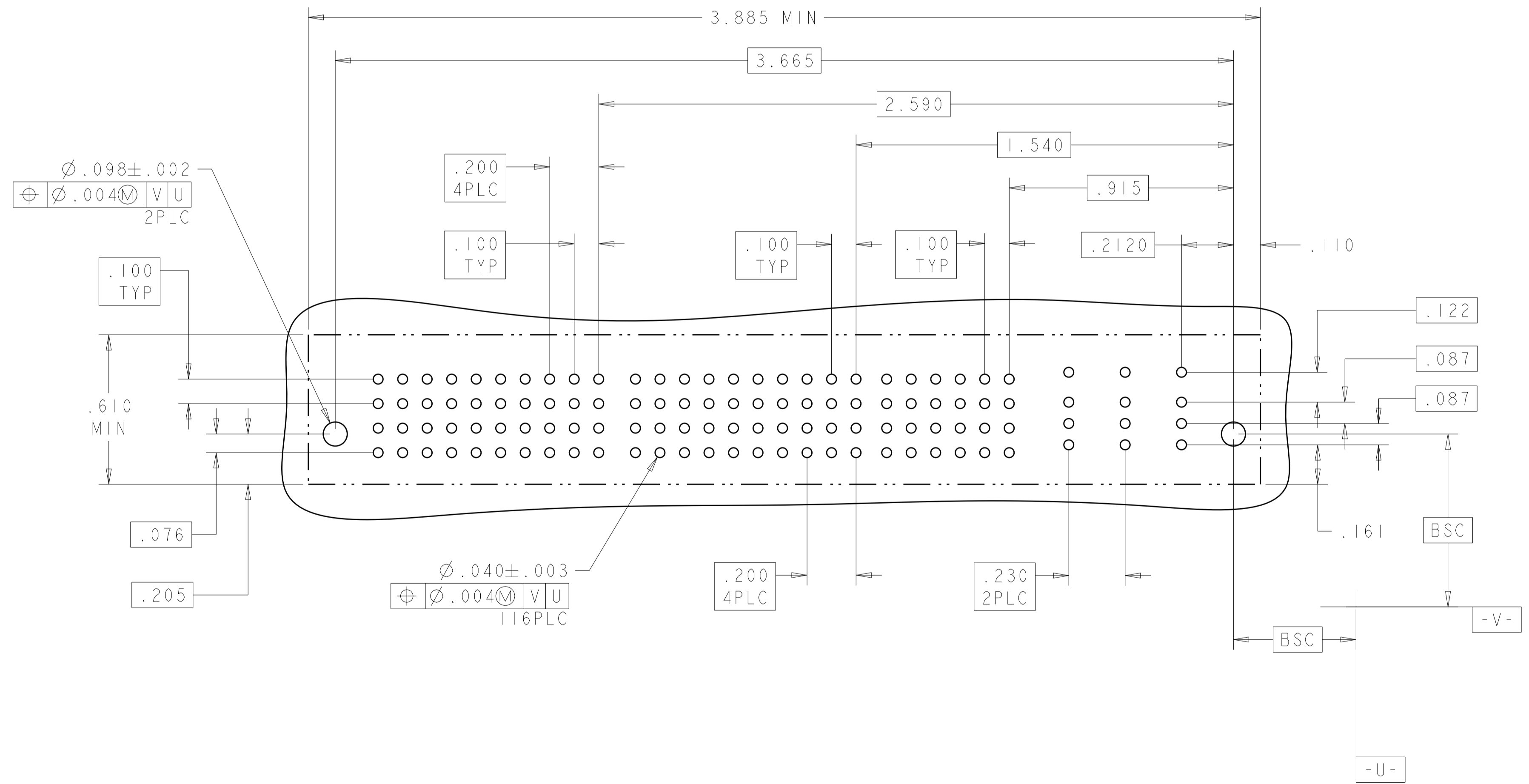
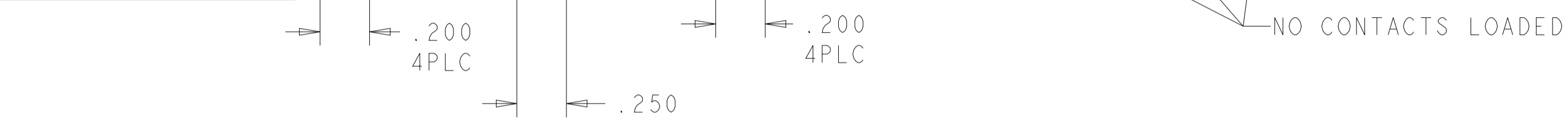


THIS DRAWING IS A CONTROLLED DOCUMENT.

DIMENSIONS:	TOLERANCES UNLESS OTHERWISE SPECIFIED:	OWN: D. ZHU	20DEC2007	TE Connectivity VER RECEPT ASSEMBLY SHORT GUIDES, PRESS FIT MULTI-BEAM XLE
INCHES	0 PLC ±.01 1 PLC ±.01 2 PLC ±.01 3 PLC ±.005 4 PLC ±.002 ANGLES ±.2°	CHK: S. ZHAO	20DEC2007	
MATERIAL:	FINISH:	APVD: S. ZHAO	NAME:	SIZE: A1
CUSTOMER DRAWING		PRODUCT SPEC: 108-2292	APPLICATION SPEC: 114-13251	SCALE: N/A
		WEIGHT:	RESTRICTED TO:	SHEET 6 OF 28
		CAGE CODE: 100779	DRAWING NO: 6450860	REV: K2

LOC		DIST		REVISIONS				
ES	00	P	LTN	DESCRIPTION	DATE	DWN	APVD	
		-		SEE SHEET 1				

PART NUMBER	ROWS	POWER										SIGNAL						POWER					
		P10	P9	P8	P7	P6	P5	P4	P3	P2	P1	6	5	4	3	2	1	LP6	LP5	LP4	LP3	LP2	LP1
6450860-5	D C B A	GS	GS	GS	GS	GS	GS	GS	GS	GS	GS	AP	AP	AP	AP	AP	AP	LSI			LSI		
		GS	GS	GS	GS	GS	GS	GS	GS	GS	GS	AP	AP	AP	AP	AP	AP	LSI			LSI		
		GS	GS	GS	GS	GS	GS	GS	GS	GS	GS	AP	AP	AP	AP	AP	AP	LSI			LSI		
		GS	GS	GS	GS	GS	GS	GS	GS	GS	GS	AP	AP	AP	AP	AP	AP	LSI			LSI		



THIS DRAWING IS A CONTROLLED DOCUMENT.		DWN: D. ZHU	20DEC2007	TE Connectivity
DIMENSIONS: INCHES		CHK: S. ZHAO	20DEC2007	
		TOLERANCES UNLESS OTHERWISE SPECIFIED:		VER RECEP ASSEMBLY SHORT GUIDES, PRESS FIT MULTI-BEAM XLE
MATERIAL: -		APVD: S. ZHAO	NAME: -	
FINISH: -		PRODUCT SPEC: 108-2292	APPLICATION SPEC: 114-13251	
CUSTOMER DRAWING		WEIGHT: -	SCALE: N/A	
4805 (3/11)		A100779C=6450860		RESTRICTED TO: -
		SHEET 7 OF 28		REV: K2

LOC	DIST	REV	DATE	BY	APPV
ES	00				

REVISIONS		DATE	BY	APPV
1	SEE SHEET 1			

PART NUMBER	ROWS	POWER				SIGNAL				POWER						
		P7	P6	P5		7	6	5	4	3	2	1	P4	P3	P2	P1
6450860-7	D C B A	HD	GS	GS	AP	AP	AP	AP	AP	AP	AP	GS	GS	GS	GS	HD
					AP	AP	AP	AP	AP	AP						
					AP	AP	AP	AP	AP	AP						
					AP	AP	AP	AP	AP	AP						
4P + 28S + 3ACP																

NO CONTACTS LOADED

PART NUMBER	ROWS	POWER		SIGNAL		POWER	
		P4	P3	2	1	P2	P1
6450860-1	D C B A	LSI	LSI	AP	AP	LSI	LSI
				AP	AP		
				AP	AP		
				AP	AP		
2LP + 8S + 2LP							

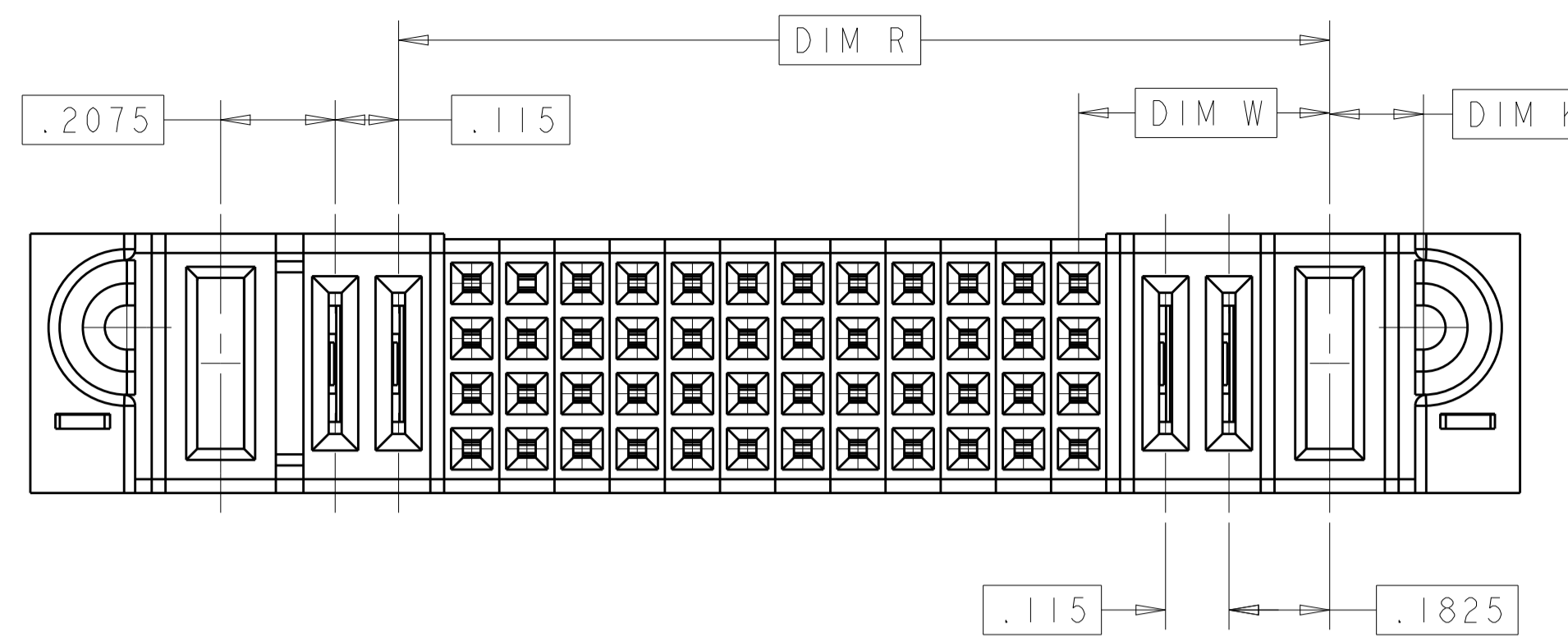


THIS DRAWING IS A CONTROLLED DOCUMENT.

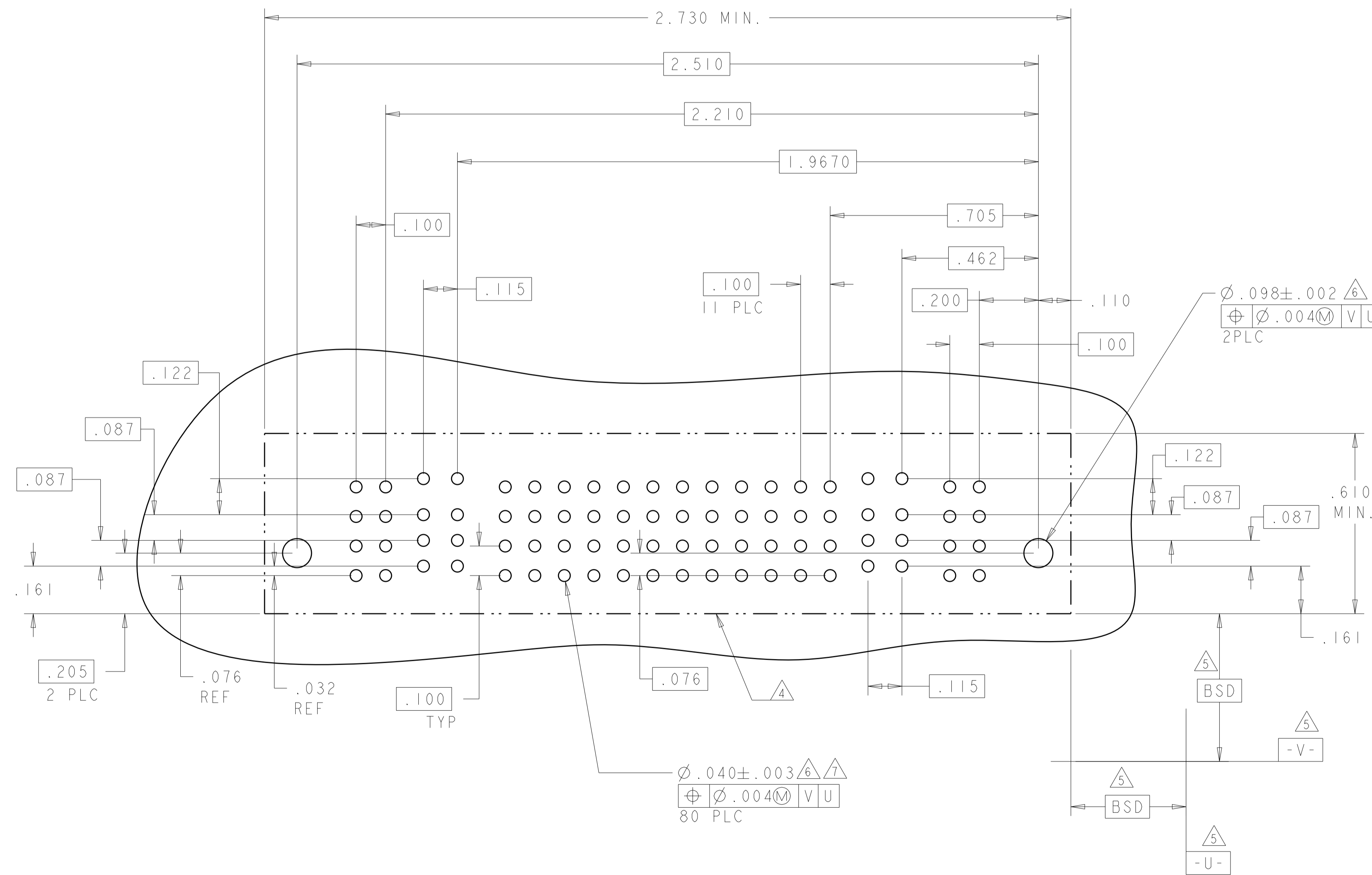
DW: D.ZHU	ZODEC2007	STE TE Connectivity
CHK: S.ZHAO	ZODEC2007	
APV: S.ZHAO		NAME: VER RECEPT ASSEMBLY
PRODUCT SPEC: 108-2292		SHORT GUIDES, PRESS FIT
APPLICATION SPEC: 114-13251		MULTI-BEAM XLE
WEIGHT: -		SIZE: A1
CUSTOMER DRAWING		CAGE CODE: 6450860
		SCALE: N/A
		SHEET: 8 OF 28
		REV: K2

LOC	DIST	REVISIONS			
ES	00	REV	DATE	BY	APPD
		1	SEE SHEET 1		

PART NUMBER	ROWS	POWER			SIGNAL											POWER					
		P2	LP4	LP3	12	11	10	9	8	7	6	5	4	3	2	1	LP2	LPI	PI		
6450860-9	D	GP	LSI	LSI	AP	AP	AP	AP	AP	AP	AP	AP	AP	AP	AP	AP	AP	AP	AP	AP	
	C				AP	AP	AP	AP	AP	AP	AP	AP	AP	AP	AP	AP	AP	AP	AP	AP	
	B				AP	AP	AP	AP	AP	AP	AP	AP	AP	AP	AP	AP	AP	AP	AP	AP	AP
	A				AP	AP	AP	AP	AP	AP	AP	AP	AP	AP	AP	AP	AP	AP	AP	AP	AP
IP + 2LP + 48S + 2LP + IP																					



P/N: 6450860-9 CONFIGURATION
 UNSPECIFIED DIMENSION REFER TO SHEET 1



THIS DRAWING IS A CONTROLLED DOCUMENT.		OWN: D. ZHU	20DEC2007	TE Connectivity
DIMENSIONS: INCHES		CHK: S. ZHAO	20DEC2007	
DIMENSIONS: INCHES 0 PLC ±. 1 PLC ±.01 2 PLC ±.01 3 PLC ±.005 4 PLC ±.0020 ANGLES ±.2°		TOLERANCES UNLESS OTHERWISE SPECIFIED: PRODUCT SPEC 108-2292 APPLICATION SPEC 114-13251 WEIGHT -		NAME: VER RECEP ASSEMBLY SHORT GUIDES, PRESS FIT MULTI-BEAM XLE
MATERIAL: -		APVD: S. ZHAO PRODUCT SPEC 108-2292 APPLICATION SPEC 114-13251 WEIGHT: -		SIZE: A1 CAGE CODE: 00779 DRAWING NO: 6450860 CUSTOMER DRAWING
4805 (3/11)		SCALE: N/A		SHEET 9 OF 28 REV: K2

LOC		DIST		REVISIONS				
ES	00	P	LTN	DESCRIPTION	DATE	DMN	APVD	
-	-	-	-	SEE SHEET 1	-	-	-	

PART NUMBER	ROWS	POWER			SIGNAL							POWER			
		P7	P6	P5	7	6	5	4	3	2	1	P4	P3	P2	P1
1-6450860-0	D	GS	GS	GS		AP	AP	AP	AP	AP	AP	GS	GS	GS	GS
	C					AP	AP	AP	AP	AP					
	B					AP	AP	AP	AP	AP					
	A					AP	AP	AP	AP	AP					
4P + 28S + 3ACP															

NO CONTACTS LOADED



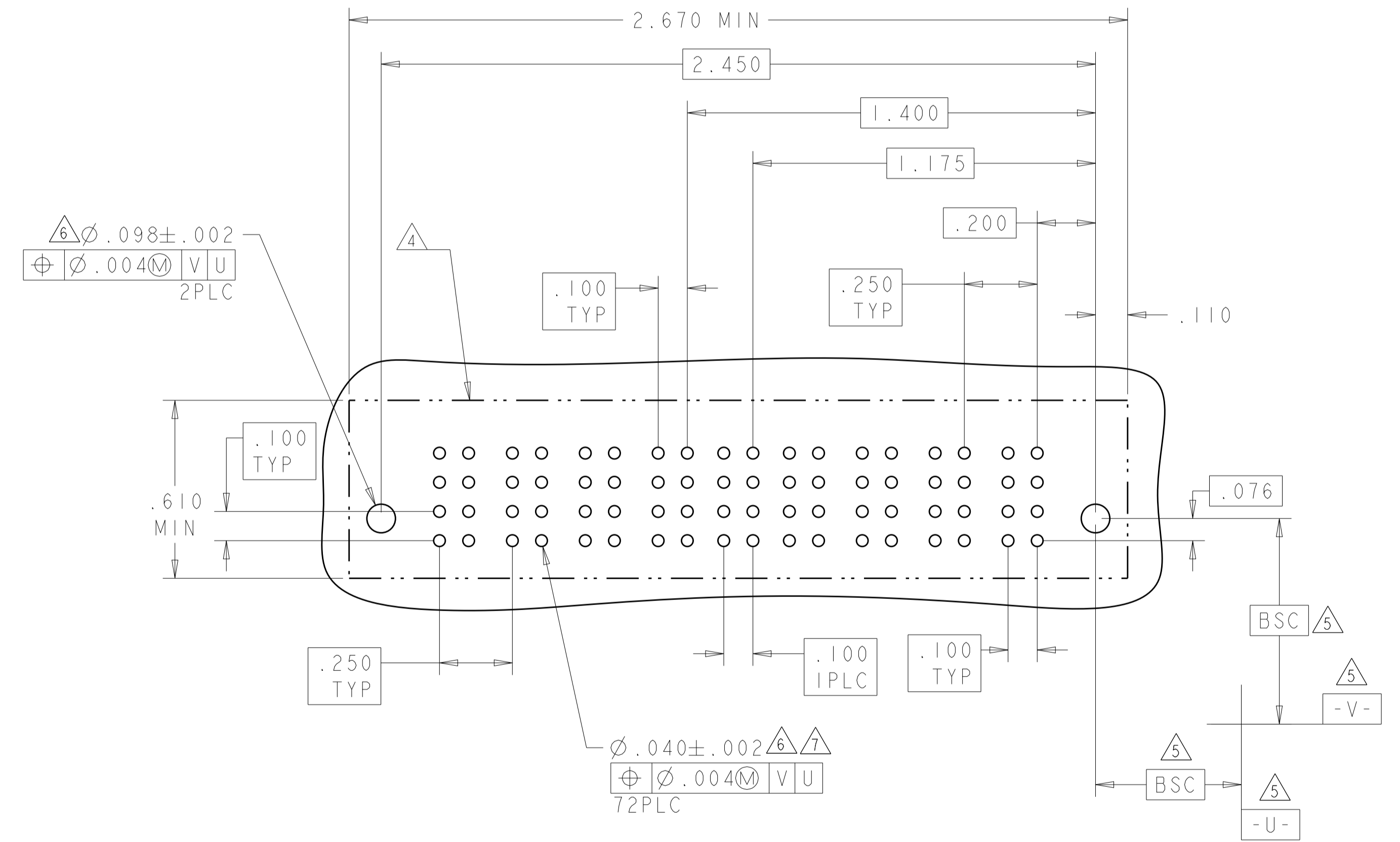
THIS DRAWING IS A CONTROLLED DOCUMENT.

DIMENSIONS: INCHES	TOLERANCES UNLESS OTHERWISE SPECIFIED:	DMN: D. ZHU	DATE: 20DEC2007		TE Connectivity
	0 PLC ±.01 1 PLC ±.01 2 PLC ±.01 3 PLC ±.005 4 PLC ±.0020	CHK: S. ZHAO	DATE: 20DEC2007		NAME: VER RECEP ASSEMBLY SHORT GUIDES, PRESS FIT MULTI-BEAM XLE
MATERIAL: -	FINISH: -	APVD: S. ZHAO	PRODUCT SPEC: 108-2292	SIZE: A1	CAGE CODE: 6450860
CUSTOMER DRAWING		WEIGHT: -	APPLICATION SPEC: 114-13251	SCALE: N/A	SHEET 10 OF 28

LOC	DIST	REVISIONS			
P	LTN	DESCRIPTION	DATE	OWN	APVD
-	-	SEE SHEET 1	-	-	-

PART NUMBER	ROWS	POWER						SIGNAL		POWER					
		P12	P11	P10	P9	P8	P7	2	1	P6	P5	P4	P3	P2	P1
1-6450860-2	D C B A	GS	GS	GS	GS	GS	GS	AP	AP	GS	GS	GS	GS	GS	GS
		HD						HD						HD	
		6P + 8S + 6P													

PART NUMBER	ROWS	POWER				SIGNAL		POWER			
		P8	P7	P6	P5	2	1	P4	P3	P2	P1
1-6450860-3	D C B A	GS	GS	GS	GS	AP	AP	GS	GS	GS	GS
		HD				HD				HD	
		4P + 8S + 4P									



THIS DRAWING IS A CONTROLLED DOCUMENT.

DIMENSIONS:	TOLERANCES UNLESS OTHERWISE SPECIFIED:	OWN: D. ZHU	20DEC2007	
INCHES	0 PLC ± .01 2 PLC ± .01 3 PLC ± .01 4 PLC ± .005 ANGLES ± .0020	CHK: S. ZHAO	20DEC2007	
MATERIAL:	FINISH:	APVD: S. ZHAO	NAME:	VER RECEPT ASSEMBLY SHORT GUIDES, PRESS FIT MULTI-BEAM XLE
		PRODUCT SPEC: 108-2292	APPLICATION SPEC: 114-13251	SIZE: A1
		WEIGHT:	CAGE CODE: 6450860	RESTRICTED TO:
		CUSTOMER DRAWING		SCALE: N/A
				SHEET 11 OF 28
				REV: K2

LOC	DIST	REVISIONS			
P	LTN	DESCRIPTION	DATE	DMN	APVD
ES	00	SEE SHEET 1	-	-	-

PART NUMBER	ROWS	POWER				SIGNAL		POWER			
		P8	P7	P6	P5	2	1	P4	P3	P2	P1
1-6450860-4	D C B A	GS	GS	GS	GS	AP	AP	GS	GS	GS	GS
						AP	AP				
						AP	AP				
						AP	AP				
4HDP + 8S + 4HDP											

PART NUMBER	ROWS	POWER				SIGNAL					POWER			
		P8	P7	P6	P5	5	4	3	2	1	P4	P3	P2	P1
1-6450860-5	D C B A	GS	GS	GS	GS	AP	AP	AP	AP	AP	GS	GS	GS	GS
						AP	AP	AP	AP	AP				
						AP	AP	AP	AP	AP				
						AP	AP	AP	AP	AP				
4HDP + 20S + 4HDP														



THIS DRAWING IS A CONTROLLED DOCUMENT.

DIMENSIONS: INCHES	TOLERANCES UNLESS OTHERWISE SPECIFIED: 0 PLC ±. 1 PLC ±.01 2 PLC ±.005 3 PLC ±.0020 4 PLC ±. ANGLES ±7°	FINISH	FINISH
-----------------------	---	--------	--------

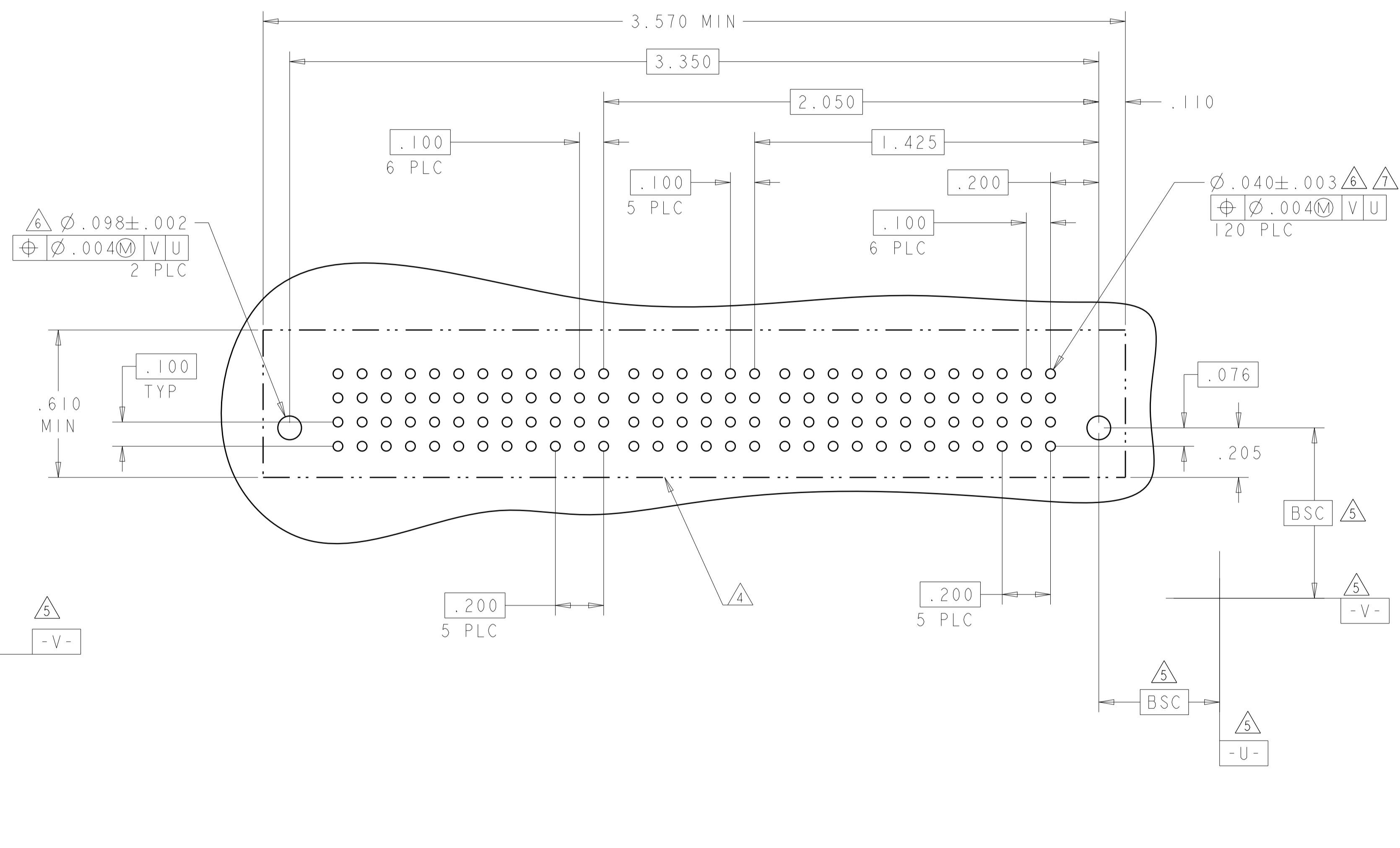
DMN: D. ZHU	20DEC2007	TE Connectivity VER RECEP ASSEMBLY SHORT GUIDES, PRESS FIT MULTI-BEAM XLE
CHK: S. ZHAO	20DEC2007	
APVD: S. ZHAO		NAME
PRODUCT SPEC	108-2292	SIZE
APPLICATION SPEC	114-13251	CAGE CODE
WEIGHT		DRAWING NO
		100779
CUSTOMER DRAWING		SCALE
		N/A
		SHEET
		12
		OF
		28
		REV
		K2

LOC	DIST	REV	DATE	BY	APPV
ES	00				

REVISIONS		DATE	BY	APPV
1	SEE SHEET 1			

PART NUMBER	ROWS	POWER			SIGNAL						POWER						
		P3	P2	P1	6	5	4	3	2	1	LP6	LP5	LP4	LP3	LP2	LP1	
I-6450860-6	D C B A	GS	GS	GS	AP	AP	AP	AP	AP	AP	LSI	LSI	LSI	LSI	LSI	LSI	LSI
					AP	AP	AP	AP	AP	AP							
					AP	AP	AP	AP	AP	AP							
6LP + 24S + 3P																	

PART NUMBER	ROWS	POWER						SIGNAL						POWER					
		P12	P11	P10	P9	P8	P7	6	5	4	3	2	1	P6	P5	P4	P3	P2	P1
I-6450860-7	D C B A	GS	GS	GS	GS	GS	GS	AP	AP	AP	AP	AP	AP	GS	GS	GS	GS	GS	GS
								AP	AP	AP	AP	AP	AP						
								AP	AP	AP	AP	AP	AP						
6HDP + 24S + 6HDP																			

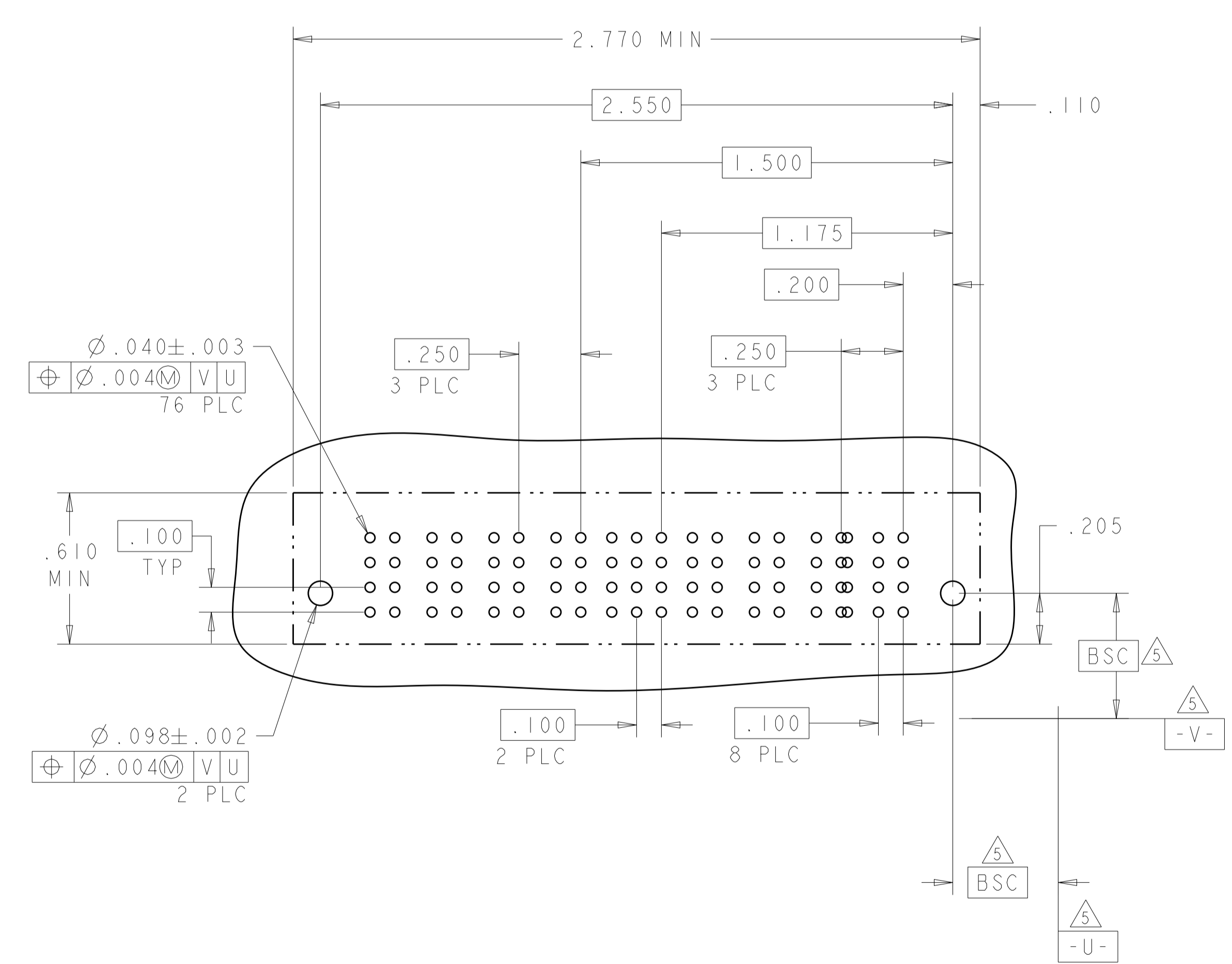
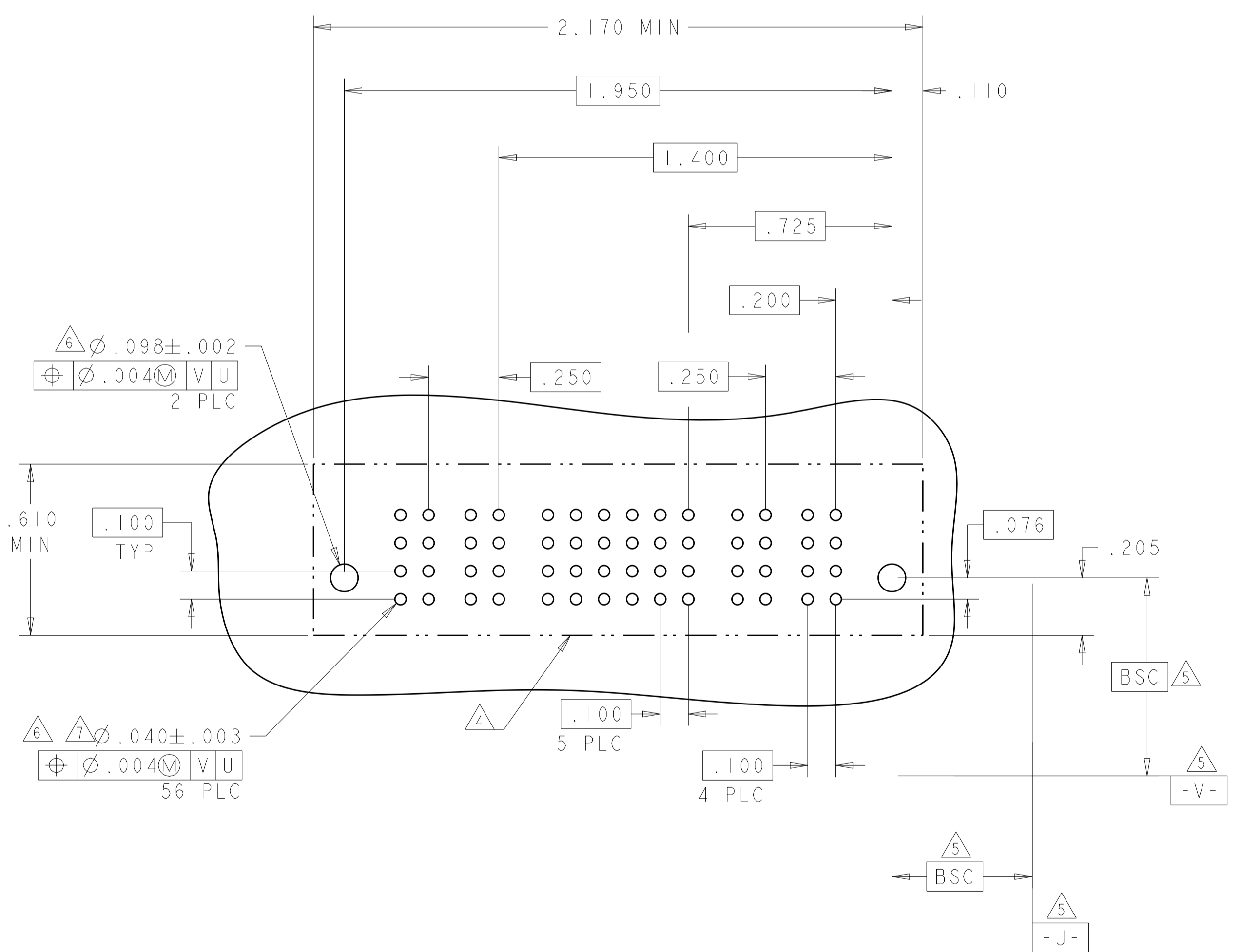


THIS DRAWING IS A CONTROLLED DOCUMENT.		OWN: D. ZHU	20DEC2007	 TE Connectivity
DIMENSIONS: INCHES		CHK: S. ZHAO	20DEC2007	
TOLERANCES UNLESS OTHERWISE SPECIFIED:		APVD: S. ZHAO		VER RECEP ASSEMBLY SHORT GUIDES, PRESS FIT MULTI-BEAM XLE
0 PLC ± .01		PRODUCT SPEC	108-2292	
1 PLC ± .01		APPLICATION SPEC	114-13251	
2 PLC ± .005		WEIGHT		
3 PLC ± .002		CUSTOMER DRAWING		SIZE: A1 CAGE CODE: 6450860 SCALE: N/A SHEET: 13 OF 28 REV: K2
4 PLC ± .002				
ANGLES ± .020				
FINISH				

LOC	DIST	REVISIONS			
P	LTN	DESCRIPTION	DATE	DWN	APVD
-	-	SEE SHEET 1	-	-	-

PART NUMBER	ROWS	POWER		SIGNAL						POWER			
		P4	P3	6	5	4	3	2	1	P2	P1		
2-6450860-0	D	GS	GS	AP	AP	AP	AP	AP	AP	GS	GS		
	C			AP	AP	AP	AP	AP	AP				
	B			AP	AP	AP	AP	AP	AP				
	A			AP	AP	AP	AP	AP	AP				
2P + 24S + 2P													

PART NUMBER	ROWS	POWER				SIGNAL			POWER				
		P8	P7	P6	P5	3	2	1	P4	P3	P2	P1	
2-6450860-8	D	GS	GS	GS	GS	AP	AP	AP	GS	GS	GS	GS	
	C					AP	AP	AP					
	B					AP	AP	AP					
	A					AP	AP	AP					
4P + 12S + 4P													



THIS DRAWING IS A CONTROLLED DOCUMENT.

DIMENSIONS: INCHES	TOLERANCES UNLESS OTHERWISE SPECIFIED: 0 PLC ±. 2 PLC ±.01 3 PLC ±.005 4 PLC ±.0020 ANGLES ±.7°	DWN: D. ZHU CHK: S. ZHAO APVD: S. ZHAO	20DEC2007 20DEC2007	TE Connectivity VER RECEP ASSEMBLY SHORT GUIDES, PRESS FIT MULTI-BEAM XLE	
MATERIAL	FINISH	PRODUCT SPEC 108-2292	APPLICATION SPEC 114-13251		RESTRICTED TO
CUSTOMER DRAWING		SIZE: A1	CAGE CODE: 100779	DRAWING NO: 6450860	SCALE: N/A
		SHEET 14 OF 28		REV: K2	

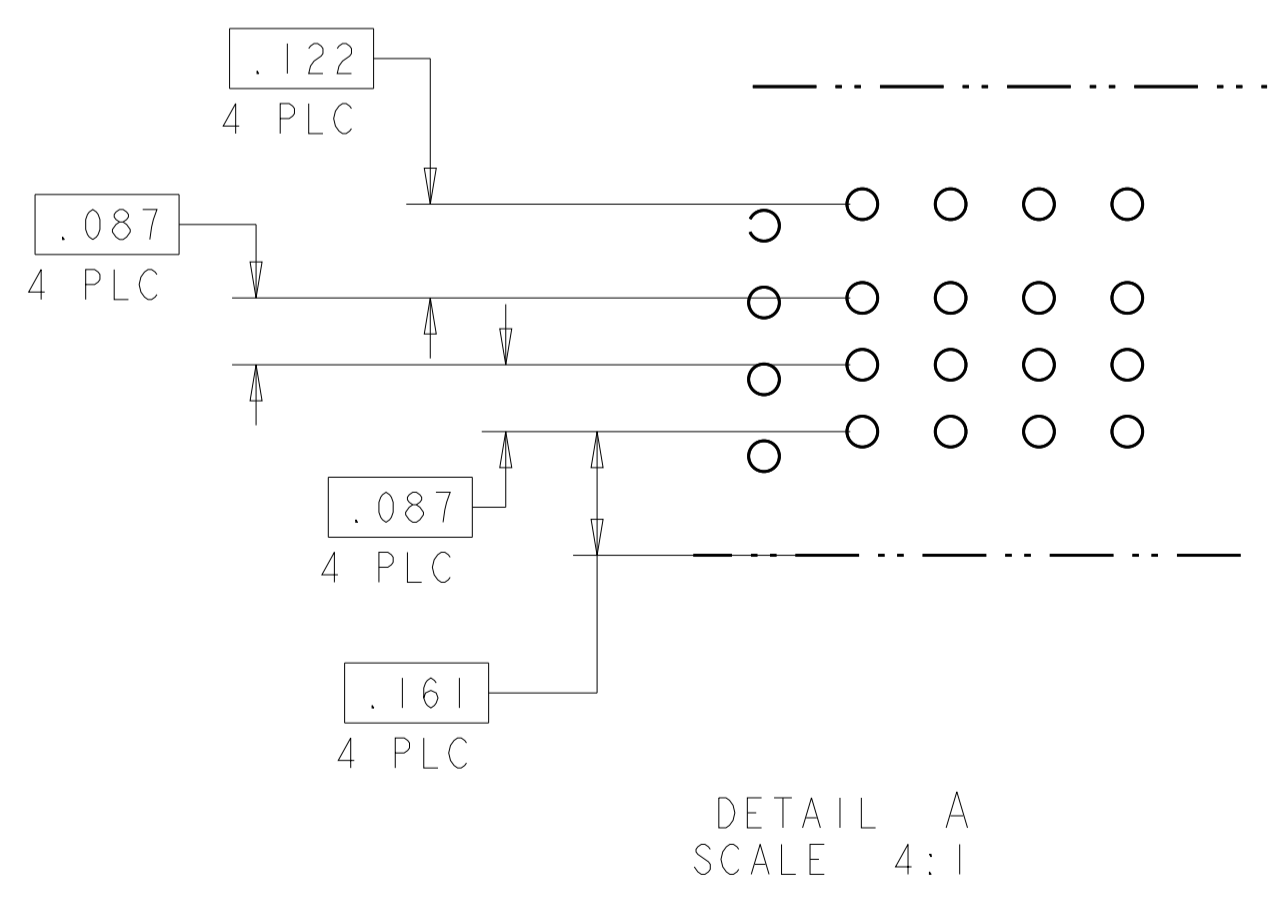
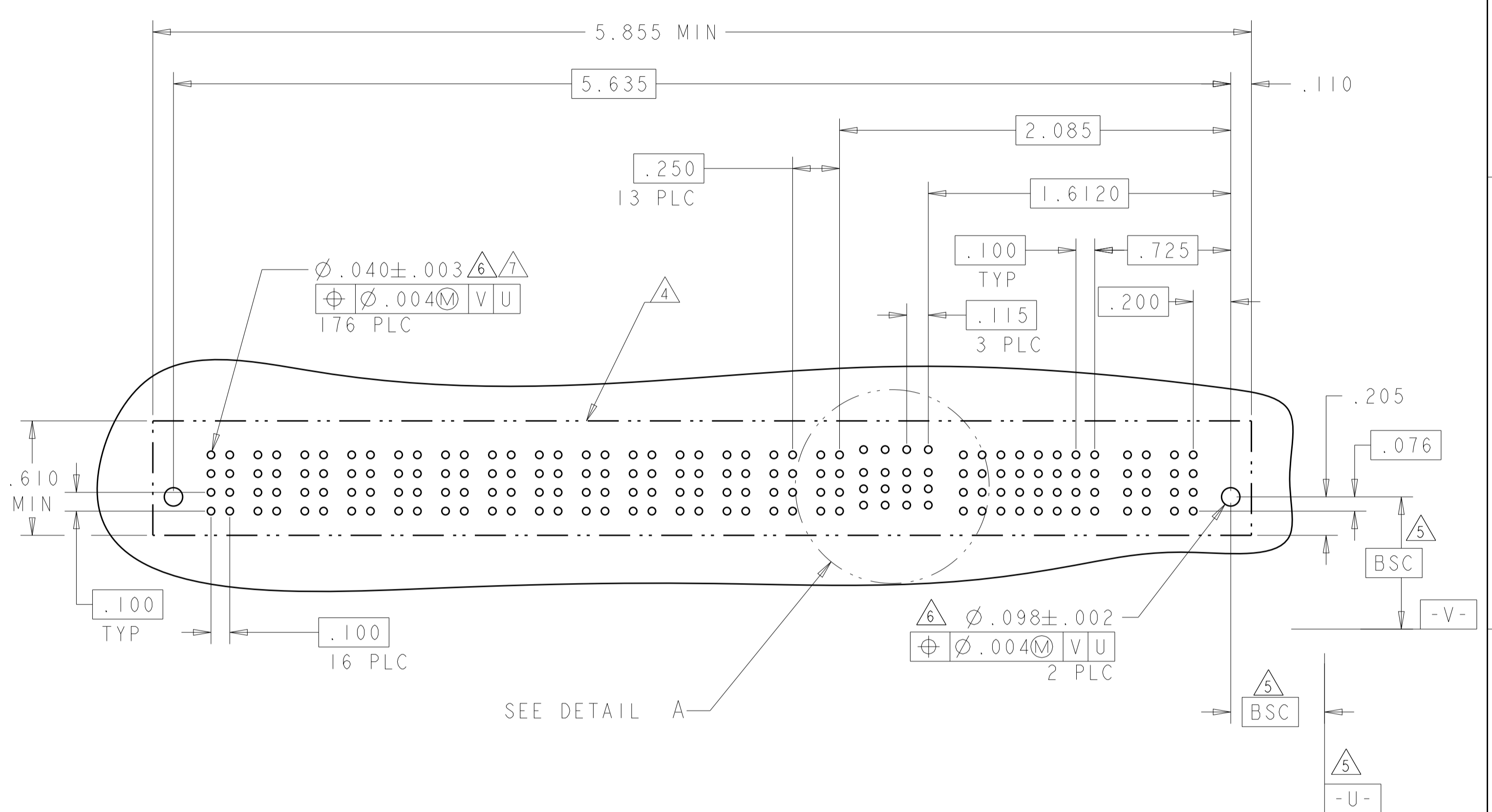
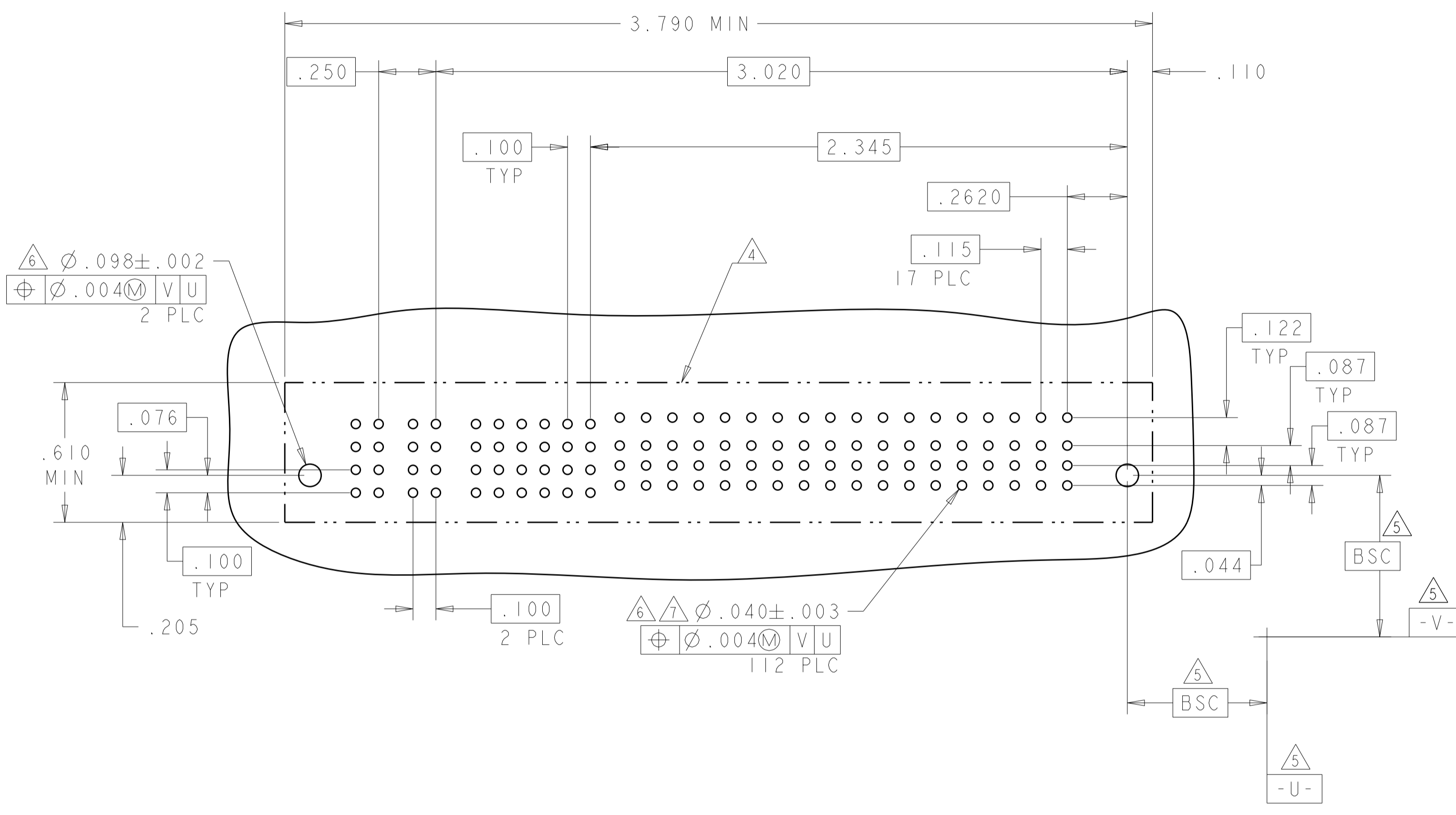
LOC	DIST	REVISIONS					
ES	00	P	LTN	DESCRIPTION	DATE	OWN	APVD
		-		SEE SHEET 1			

PART NUMBER	ROWS	POWER		SIGNAL						POWER														HD				
		P2	P1	6	5	4	3	2	1	LP18	LP17	LP16	LP15	LP14	LP13	LP12	LP11	LP10	LP9	LP8	LP7	LP6	LP5		LP4	LP3	LP2	LP1
2-6450860-5	D			AP	AP	AP	AP	AP	AP																			
	C			AP	AP	AP	AP	AP	AP																			
	B			AP	AP	AP	AP	AP	AP																			
	A	HD			AP	AP	AP	AP	AP	AP																		

18LP + 24S + 2P

PART NUMBER	ROWS	POWER														LOW POWER			SIGNAL						POWER		HD												
		P16	P15	P14	P13	P12	P11	P10	P9	P8	P7	P6	P5	P4	P3	LP4	LP3	LP2	LP1	8	7	6	5	4	3	2		1	P2	P1									
2-6450860-6	D																																						
	C																																						
	B																																						
	A	HD																																					

2P + 32S + 4LP + 14P



THIS DRAWING IS A CONTROLLED DOCUMENT.

DIMENSIONS: INCHES	TOLERANCES UNLESS OTHERWISE SPECIFIED: 0 PLC ±. 1 PLC ±.01 2 PLC ±.01 3 PLC ±.005 4 PLC ±.002 ANGLES ±.2°	FINISH	OWN: D. ZHU CHK: S. ZHAO APVD: S. ZHAO	DATE: 20DEC2007	NAME: VER RECEP ASSEMBLY SHORT GUIDES, PRESS FIT MULTI-BEAM XLE
MATERIAL			PRODUCT SPEC: 108-2292	APPLICATION SPEC: 114-13251	SIZE: A100779
			WEIGHT	CAGE CODE: 6450860	SCALE: N/A
			CUSTOMER DRAWING	SHEET 16 OF 28	REV: K2

4805 (3/11)

LOC	DIST	REVISIONS			
P	LTN	DESCRIPTION	DATE	OWN	APVD
ES	00	SEE SHEET 1	-	-	-

PART NUMBER	ROWS	POWER		SIGNAL						POWER	
		P4	P3	6	5	4	3	2	1	P2	P1
2-6450860-9	D	GS	GS	AP	AP	AP	AP	AP	AP	GS	GS
	C			AP	AP	AP	AP	AP	AP		
	B			AP	AP	AP	AP	AP	AP		
	A			AP	AP	AP	AP	AP	AP		
2P + 24S + 2P		HD								HD	

PART NUMBER	ROWS	POWER			SIGNAL	POWER	
		P5	P4	P3	1	P2	P1
3-6450860-0	D	LSI	LSI	LSI	AP	LSI	LSI
	C				AP		
	B				AP		
	A				AP		
2LP + 4S + 3LP							



THIS DRAWING IS A CONTROLLED DOCUMENT.

DIMENSIONS: INCHES	TOLERANCES UNLESS OTHERWISE SPECIFIED: 0 PLC ±. 1 PLC ±.01 2 PLC ±.01 3 PLC ±.005 4 PLC ±.002 ANGLES ±.020 FINISH	OWN: D. ZHU CHK: S. ZHAO APVD: S. ZHAO	20DEC2007 20DEC2007	 TE Connectivity	
MATERIAL		NAME: VER RECEPT ASSEMBLY SHORT GUIDES, PRESS FIT MULTI-BEAM XLE	PRODUCT SPEC: 108-2292 APPLICATION SPEC: 114-13251 WEIGHT: -		
CUSTOMER DRAWING		SIZE: A1	CAGE CODE: 100779	DRAWING NO: 6450860	RESTRICTED TO: -
		SCALE: N/A	SHEET: 17	OF: 28	REV: K2

LOC		DIST		REVISIONS			
ES	00	P	LTN	DESCRIPTION	DATE	DWN	APVD
		-		SEE SHEET 1	-	-	-

G4

PART NUMBER	ROWS	POWER				SIGNAL														POWER																
		P8	P7	P6	P5	15	14	13	12	11	10	9	8	7	6	5	4	3	2	1	P4	P3	P2	P1												
3-6450860-1	D	LSI	LSI	LSI	LSI	AP	AP	AP	AP	AP	AP	AP	AP	AP	AP	AP	AP	AP	AP	AP	AP	AP	AP	AP	AP	AP	LSI	LSI	LSI	LSI						
	C					AP	AP	AP	AP	AP	AP	AP	AP	AP	AP	AP	AP	AP	AP	AP	AP	AP	AP	AP	AP	AP					AP	AP	AP	AP	AP	
	B					AP	AP	AP	AP	AP	AP	AP	AP	AP	AP	AP	AP	AP	AP	AP	AP	AP	AP	AP	AP	AP					AP	AP	AP	AP	AP	AP
	A					AP	AP	AP	AP	AP	AP	AP	AP	AP	AP	AP	AP	AP	AP	AP	AP	AP	AP	AP	AP	AP					AP	AP	AP	AP	AP	AP
4LP + 60S + 4LP																																				

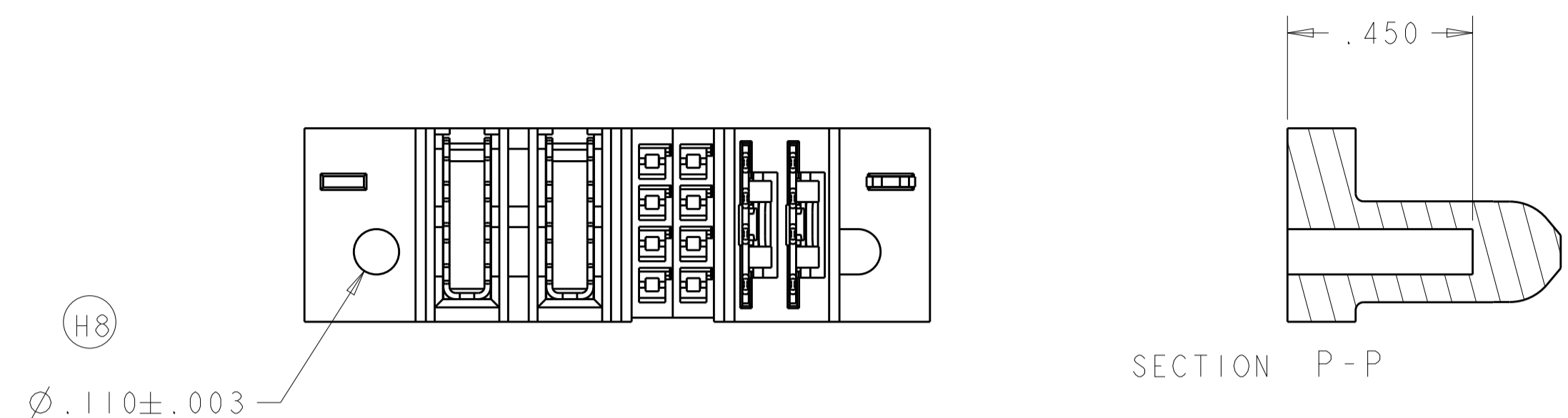


THIS DRAWING IS A CONTROLLED DOCUMENT.		DWN: D. ZHU	20DEC2007	TE Connectivity
DIMENSIONS: INCHES		CHK: S. ZHAO	20DEC2007	
DIMENSIONS: INCHES TOLERANCES UNLESS OTHERWISE SPECIFIED: 0 PLC ±. 1 PLC ±.01 2 PLC ±.01 3 PLC ±.005 4 PLC ±.0020 ANGLES ±2° FINISH:		APVD: S. ZHAO PRODUCT SPEC: 108-2292 APPLICATION SPEC: 114-13251 WEIGHT:		NAME: VER RECEP ASSEMBLY SHORT GUIDES, PRESS FIT MULTI-BEAM XLE SIZE: A1 CAGE CODE: 00779 DRAWING NO: C=6450860 RESTRICTED TO:
MATERIAL:		CUSTOMER DRAWING		SCALE: N/A SHEET 18 OF 28 REV: K2

LOC	DIST	REV	DATE	BY	APPV
ES	00				
REVISIONS			DESCRIPTION	DATE	BY
			SEE SHEET 1		



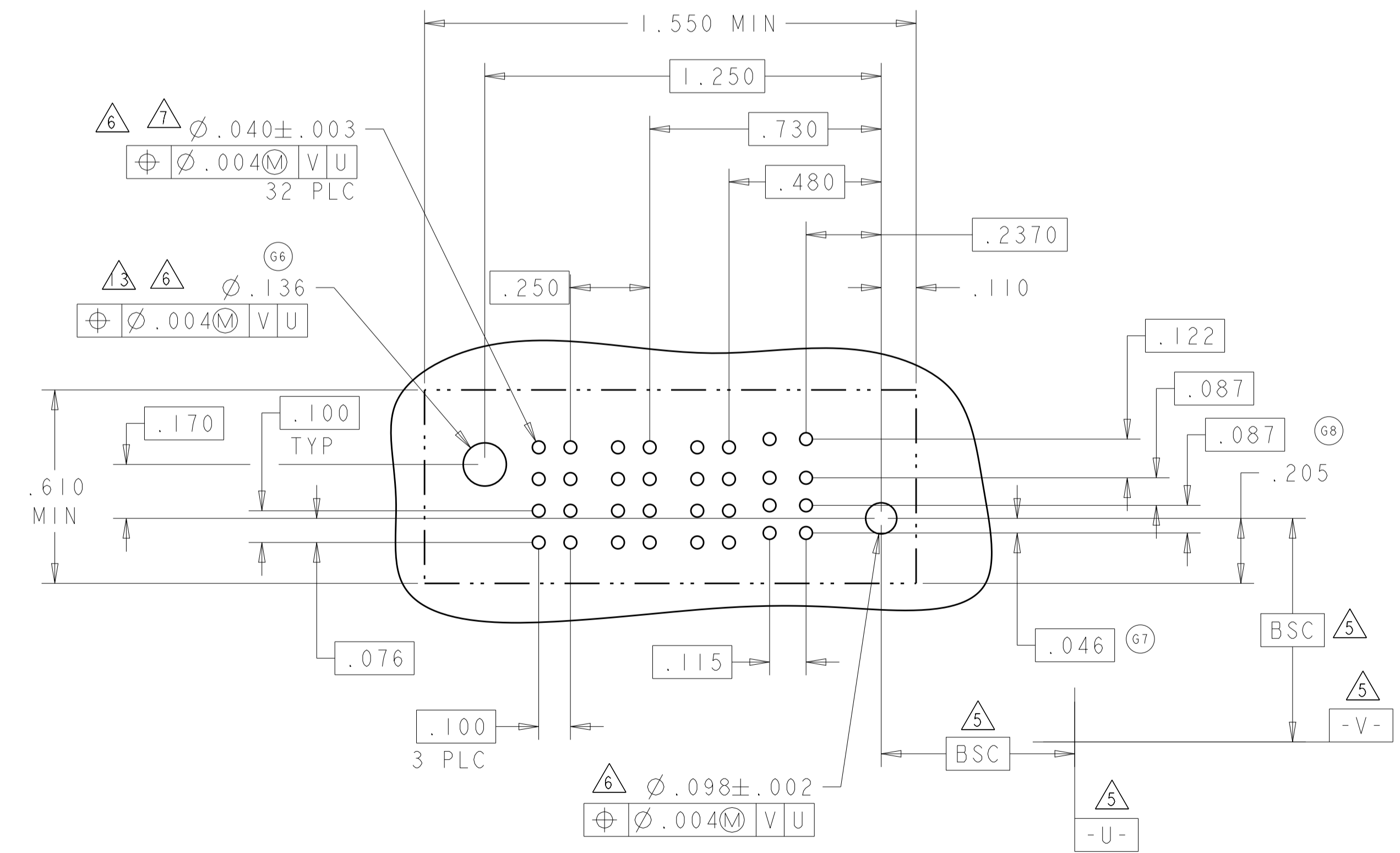
3-6450860-2



3-6450860-3

PART NUMBER	ROWS	POWER		SIGNAL				POWER	
		P4	P3	3	2	1	2	P2	P1
3-6450860-2	D C B A	GS	GS	AP	AP	AP	AP	GS	GS
		2P + 16S + 2P							

PART NUMBER	ROWS	POWER		SIGNAL		POWER	
		P4	P3	2	1	P2	P1
3-6450860-3	D C B A	GS	GS	AP	AP	LSI	LSI
		2LP + 8S + 2P					

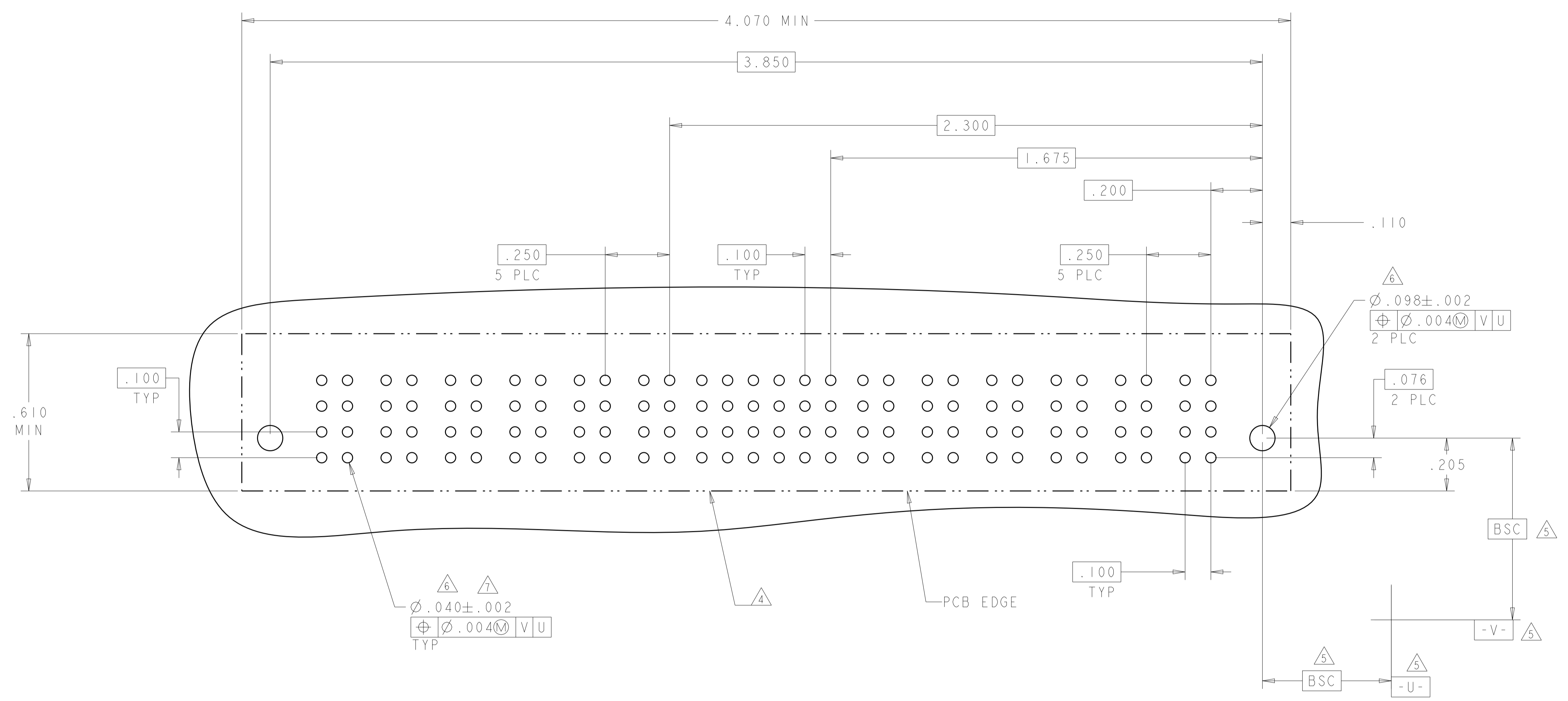


THIS DRAWING IS A CONTROLLED DOCUMENT.

DIMENSIONS:	TOLERANCES UNLESS OTHERWISE SPECIFIED:	OWN: D. ZHU	20DEC2007	 TE Connectivity
INCHES:		CHK: S. ZHAO	20DEC2007	
		APPV: S. ZHAO		
MATERIAL:	FINISH:	PRODUCT SPEC:	108-2292	NAME: VER RECEPT ASSEMBLY SHORT GUIDES, PRESS FIT MULTI-BEAM XLE
		APPLICATION SPEC:	114-13251	SIZE: A1
		WEIGHT:		CAGE CODE: 6450860
		CUSTOMER DRAWING:		SCALE: N/A SHEET 19 OF 28 REV: K2

LOC		DIST		REVISIONS				
ES	00	P	LTN	DESCRIPTION	DATE	DMN	APVD	
-	-	-	-	SEE SHEET 1	-	-	-	

PART NUMBER	ROWS	POWER						SIGNAL						POWER					
		P12	P11	P10	P9	P8	P7	6	5	4	3	2	1	P6	P5	P4	P3	P2	P1
3-6450860-5	D	GS	GS	GS	GS	GS	GS	AP	AP	AP	AP	AP	AP	GS	GS	GS	GS	GS	GS
	C							AP	AP	AP	AP	AP	AP						
	B							AP	AP	AP	AP	AP	AP						
	A							AP	AP	AP	AP	AP	AP						
6P + 24S + 6P		HD		HD		HD		HD		HD		HD		HD		HD		HD	



THIS DRAWING IS A CONTROLLED DOCUMENT.		DMN: D. ZHU	20DEC2007	TE Connectivity VER RECEP ASSEMBLY SHORT GUIDES, PRESS FIT MULTI-BEAM XLE
DIMENSIONS: INCHES		CHK: S. ZHAO	20DEC2007	
		APVD: S. ZHAO	-	
TOLERANCES UNLESS OTHERWISE SPECIFIED: 0 PLC ±. 1 PLC ±.01 2 PLC ±.01 3 PLC ±.005 4 PLC ±.0020 ANGLES ±.7°		PRODUCT SPEC: 108-2292	APPLICATION SPEC: 114-13251	
MATERIAL: -	FINISH: -	WEIGHT: -	SCALE: N/A	SIZE: A100779 CAGE CODE: - DRAWING NO: C=6450860 SHEET 20 OF 28 REV: K2 CUSTOMER DRAWING

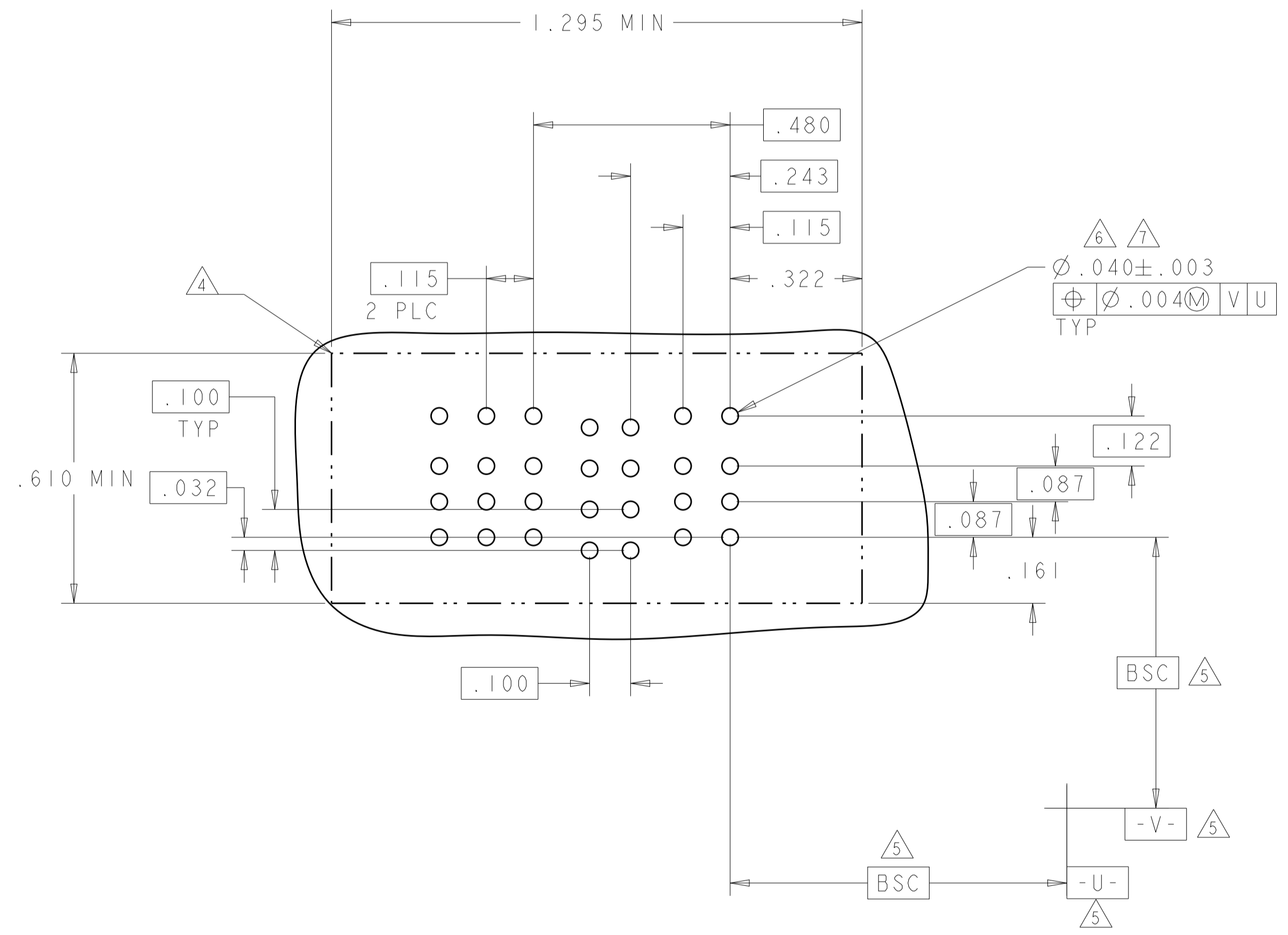
LOC	DIST	REV	DATE	BY	APPV
ES	00				

REVISIONS		DATE	BY	APPV
1	SEE SHEET 1			

PART NUMBER	ROWS	POWER			SIGNAL		POWER	
		P5	P4	P3	2	1	P2	P1
3-6450860-4	D	LSI	LSI	LSI	AP	AP	LSI	LSI
	C				AP	AP		
	B				AP	AP		
	A				AP	AP		

2LP + 8S + 3LP

G3



PART NUMBER	ROWS	POWER		SIGNAL												POWER		
		P4	P3	12	11	10	9	8	7	6	5	4	3	2	1	P2	P1	
3-6450860-6	D	GS	GS	AP	AP	AP	AP	AP	AP	AP	AP	AP	AP	AP	AP	AP	AP	AP
	C			AP	AP	AP	AP	AP	AP	AP	AP	AP	AP	AP	AP	AP	AP	AP
	A			AP	AP	AP	AP	AP	AP	AP	AP	AP	AP	AP	AP	AP	AP	AP

2P + 48S + 2P



THIS DRAWING IS A CONTROLLED DOCUMENT.

DIMENSIONS:	TOLERANCES UNLESS OTHERWISE SPECIFIED:	OWN	D. ZHU	20DEC2007
INCHES	0 PLC ± .01	CHK	S. ZHAO	20DEC2007
	1 PLC ± .01	APV	S. ZHAO	
	2 PLC ± .01	NAME	VER RECEP ASSEMBLY	
	3 PLC ± .005	PRODUCT SPEC	SHORT GUIDES, PRESS FIT	
	4 PLC ± .0020	APPLICATION SPEC	MULTI-BEAM XLE	
	ANGLES ± 0.020	SIZE	CAGE CODE	DRAWING NO
	FINISH	114-13251	A100779	C=6450860
MATERIAL		WEIGHT		
		CUSTOMER DRAWING	SCALE	N/A

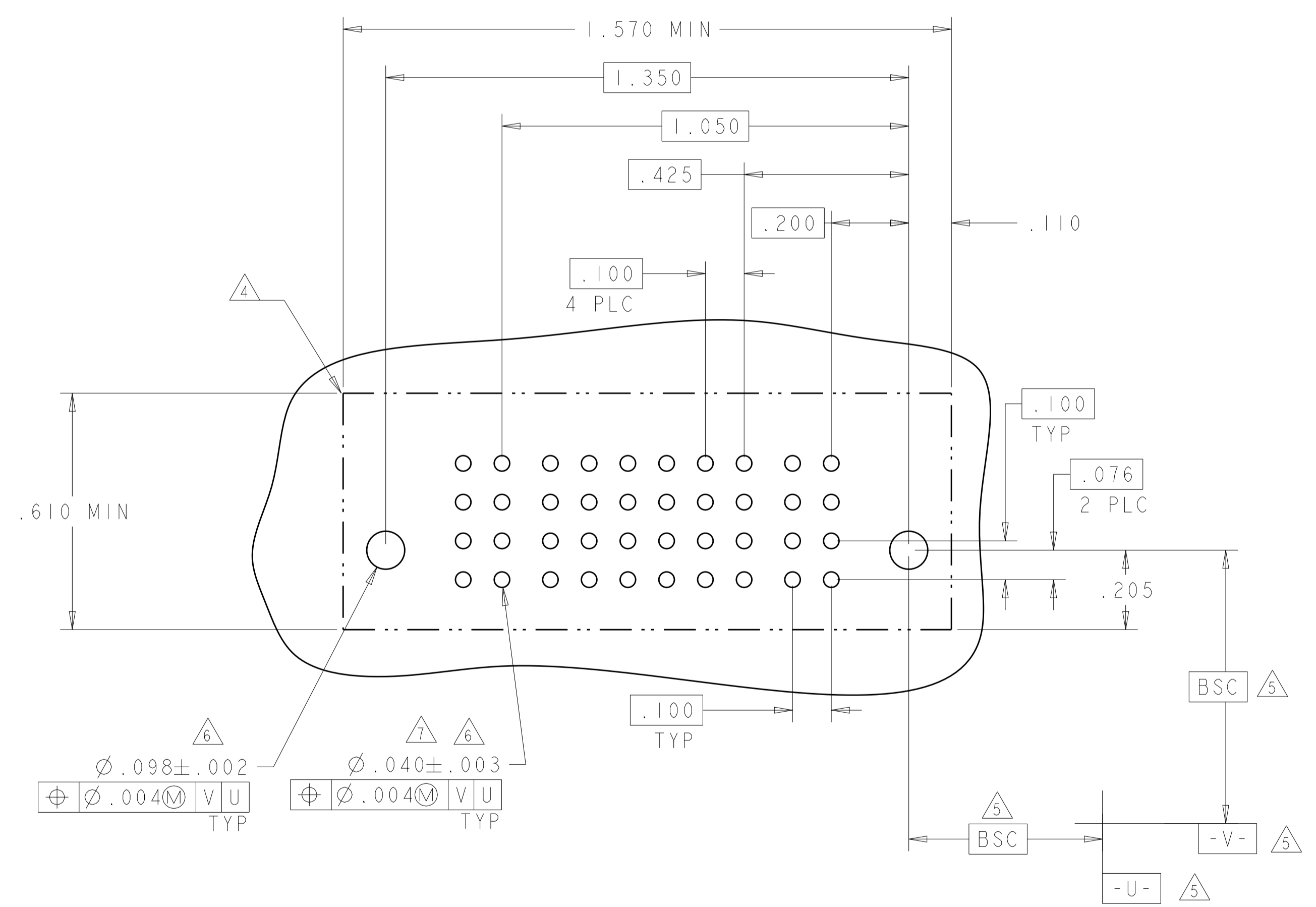
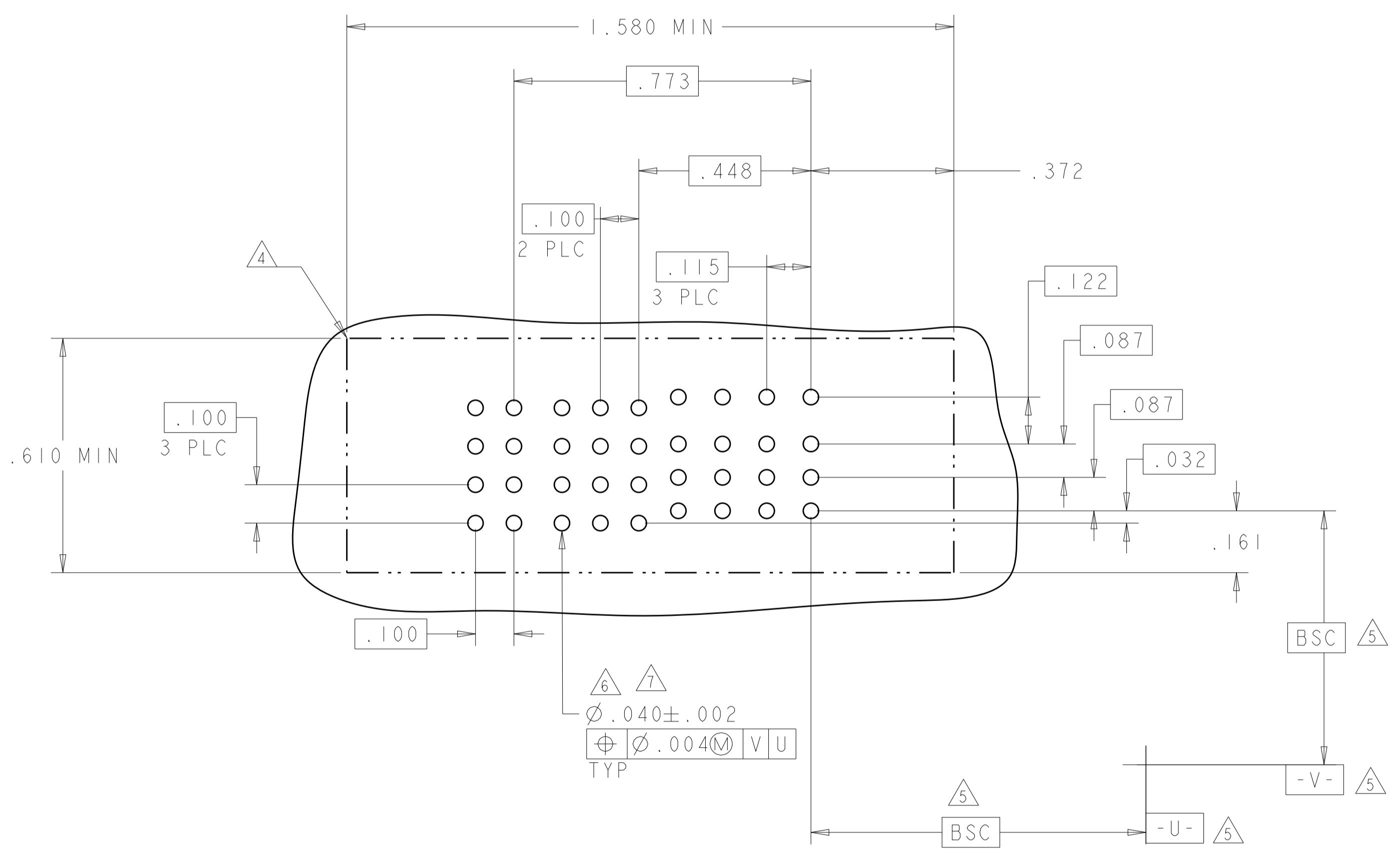
RESTRICTED TO: SHEET 21 OF 28 REV K2

LOC		DIST		REVISIONS			
ES	00	P	LTN	DESCRIPTION	DATE	DMN	APVD
		-		SEE SHEET 1			

PART NUMBER	ROWS		POWER			SIGNAL				POWER				
			PI	3	2	1	LP4	LP3	LP2	LP1				
3-6450860-9	D C B A	GS	AP	AP	AP		LSI	LSI	LSI	LSI				
			AP	AP	AP									
			AP	AP	AP									
			AP	AP	AP									
4LP + 12S + IP														

PART NUMBER	ROWS		POWER		SIGNAL						POWER		
			P2	P1	6	5	4	3	2	1	PI		
4-6450860-0	D C B A	GS	AP	AP	AP	AP	AP	AP	AP	AP	AP	AP	AP
			AP	AP	AP	AP	AP	AP	AP	AP	AP	AP	AP
			AP	AP	AP	AP	AP	AP	AP	AP	AP	AP	AP
			AP	AP	AP	AP	AP	AP	AP	AP	AP	AP	AP
IP + 24S + IP													

H5



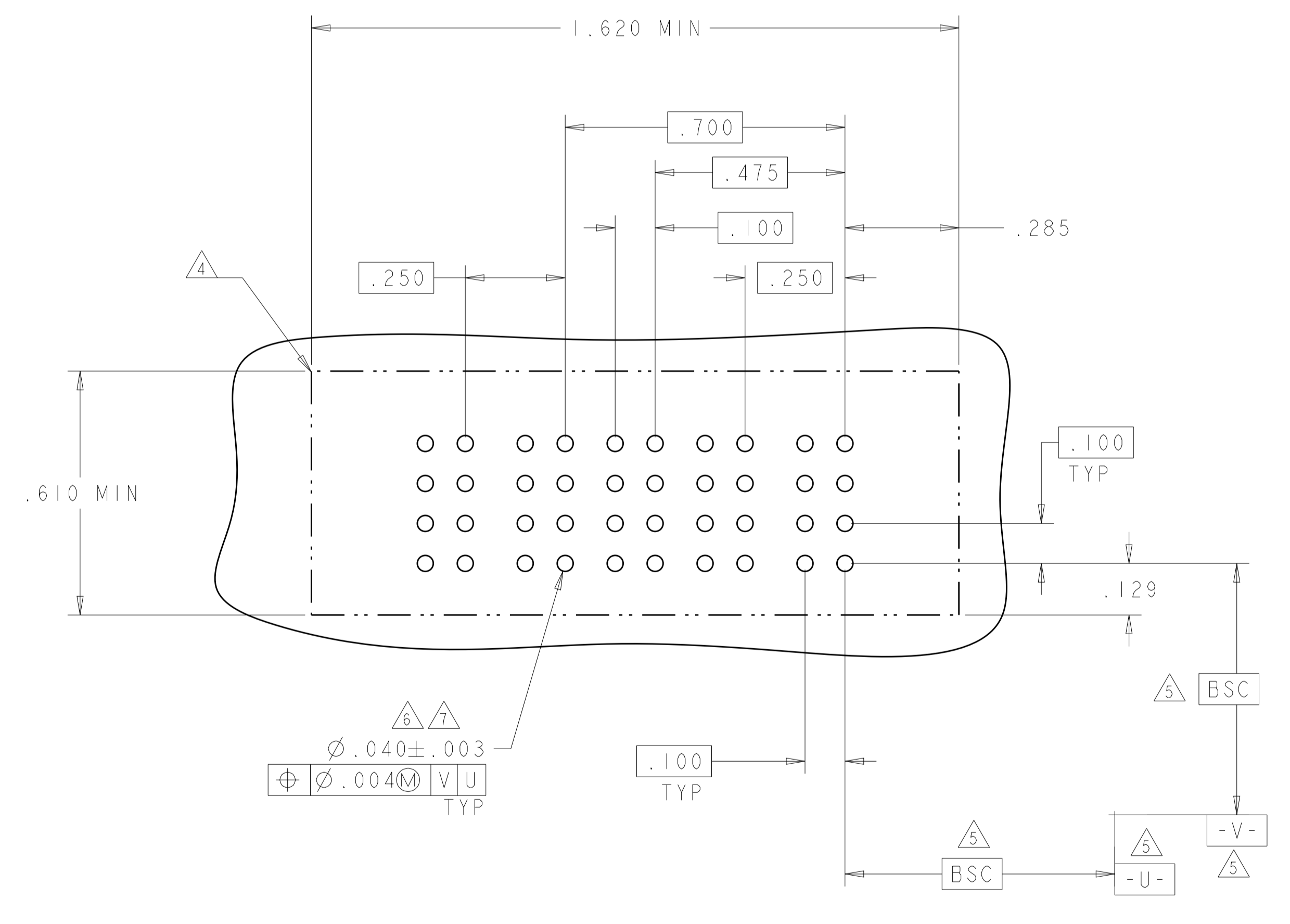
THIS DRAWING IS A CONTROLLED DOCUMENT.

DIMENSIONS:	TOLERANCES UNLESS OTHERWISE SPECIFIED:	DMN: D. ZHU	ZODEC2007		TE Connectivity
INCHES	0 PLC ±.01 1 PLC ±.01 2 PLC ±.01 3 PLC ±.005 4 PLC ±.002 ANGLES ±.2°	CHK: S. ZHAO	ZODEC2007		VER RECEPTOR ASSEMBLY SHORT GUIDES, PRESS FIT MULTI-BEAM XLE
MATERIAL:	FINISH:	APVD: S. ZHAO	NAME:	SIZE: A	CAGE CODE: 114-13251
		PRODUCT SPEC: 108-2292	APPLICATION SPEC:	SCALE: N/A	SHEET 22 OF 28
		WEIGHT: 114-13251	CUSTOMER DRAWING:	REV: K2	

LOC		DIST		REVISIONS			
ES	00	P	LYN	DESCRIPTION	DATE	OWN	APVD
		-		SEE SHEET 1			

PART NUMBER	ROWS	POWER				SIGNAL					POWER						
		P8	P7	P6	P5	5	4	3	2	1	P4	P3	P2	P1			
4-6450860-1	D C B A	GS	GS	GS	GS	AP	AP	AP	AP	AP	GS	GS	GS	GS			
						AP	AP	AP	AP	AP							
						AP	AP	AP	AP	AP							
4HDP + 20S + 4HDP		HD		HD													

PART NUMBER	ROWS	POWER		SIGNAL		POWER	
		P4	P3	2	1	P2	P1
4-6450860-3	D C B A	GS	GS	AP	AP	GS	GS
				AP	AP		
				AP	AP		
2P + 8S + 2P		HD		HD		HD	



THIS DRAWING IS A CONTROLLED DOCUMENT.

DIMENSIONS: INCHES	TOLERANCES UNLESS OTHERWISE SPECIFIED: 0 PLC ±. 1 PLC ±.01 2 PLC ±.01 3 PLC ±.005 4 PLC ±.002 ANGLES ±.020	FINISH	OWN: D. ZHU CHK: S. ZHAO APVD: S. ZHAO	DATE: 20DEC2007	NAME: VER RECEPT ASSEMBLY SHORT GUIDES, PRESS FIT MULTI-BEAM XLE
MATERIAL			PRODUCT SPEC: 108-2292	APPLICATION SPEC: 114-13251	SIZE: A1
			WEIGHT	CAGE CODE: 6450860	RESTRICTED TO: -
			CUSTOMER DRAWING	SCALE: N/A	SHEET 23 OF 28 REV: K2

4805 (3/11)

LOC	DIST	REVISIONS			
P	LTN	DESCRIPTION	DATE	DWN	APVD
ES	00	SEE SHEET 1	-	-	-



4-6450860-2

PART NUMBER	ROWS	POWER		SIGNAL		POWER	
		P4	P3	2	1	P2	P1
4-6450860-2	D C B A	GS	GP	AP	AP	LSI	LSI
2LP + 8S + 2P						HD	



RECOMMENDED PCB LAYOUT

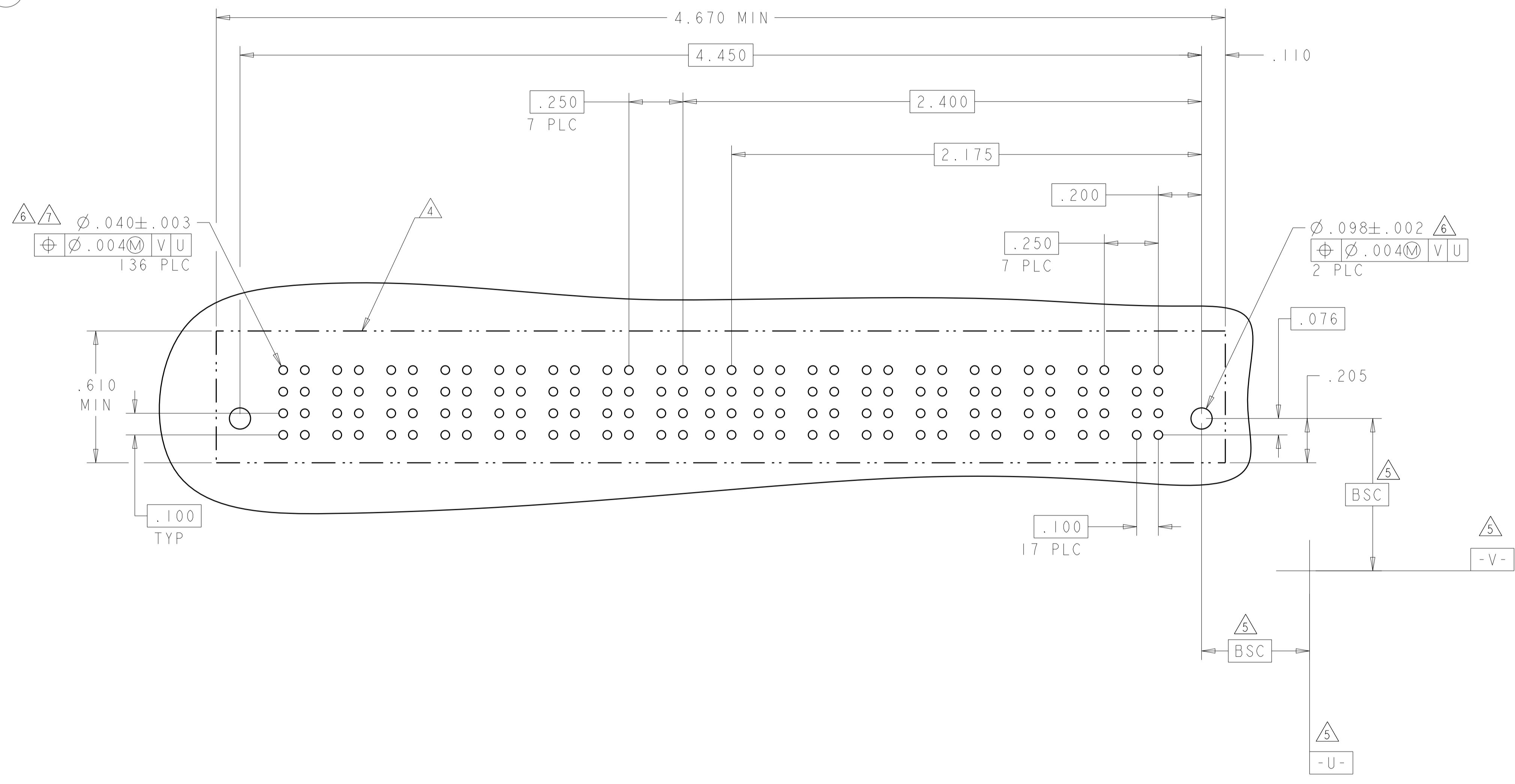
THIS DRAWING IS A CONTROLLED DOCUMENT.		DWN: D. ZHU CHK: S. ZHAO	20DEC2007	TE Connectivity
DIMENSIONS: INCHES		APVD: S. ZHAO		
TOLERANCES UNLESS OTHERWISE SPECIFIED: 0 PLC ±. 1 PLC ±.01 2 PLC ±.01 3 PLC ±.005 4 PLC ±.0020 ANGLES ±.2°		PRODUCT SPEC: 108-2292 APPLICATION SPEC: 114-13251 WEIGHT: -		NAME: VER RECEP ASSEMBLY SHORT GUIDES, PRESS FIT MULTI-BEAM XLE
MATERIAL: -		CUSTOMER DRAWING		SIZE: A1 CAGE CODE: 100779 DRAWING NO: C=6450860 SCALE: N/A SHEET: 24 OF 28 REV: K2

LOC	DIST	REV	DATE	BY	APP'D
ES	00				

REVISIONS					
REV	DATE	DESCRIPTION	BY	APP'D	DATE
-	-	SEE SHEET 1	-	-	-

PART NUMBER	ROWS	POWER								SIGNAL		POWER							
		P16	P15	P14	P13	P12	P11	P10	P9	2	1	P8	P7	P6	P5	P4	P3	P2	P1
4-6450860-4	D C B A	GS	GS	GS	GS	GS	GS	GS	GS	AP	AP	GS	GS	GS	GS	GS	GS	GS	GS
8P + 8S + 8P																			

J2

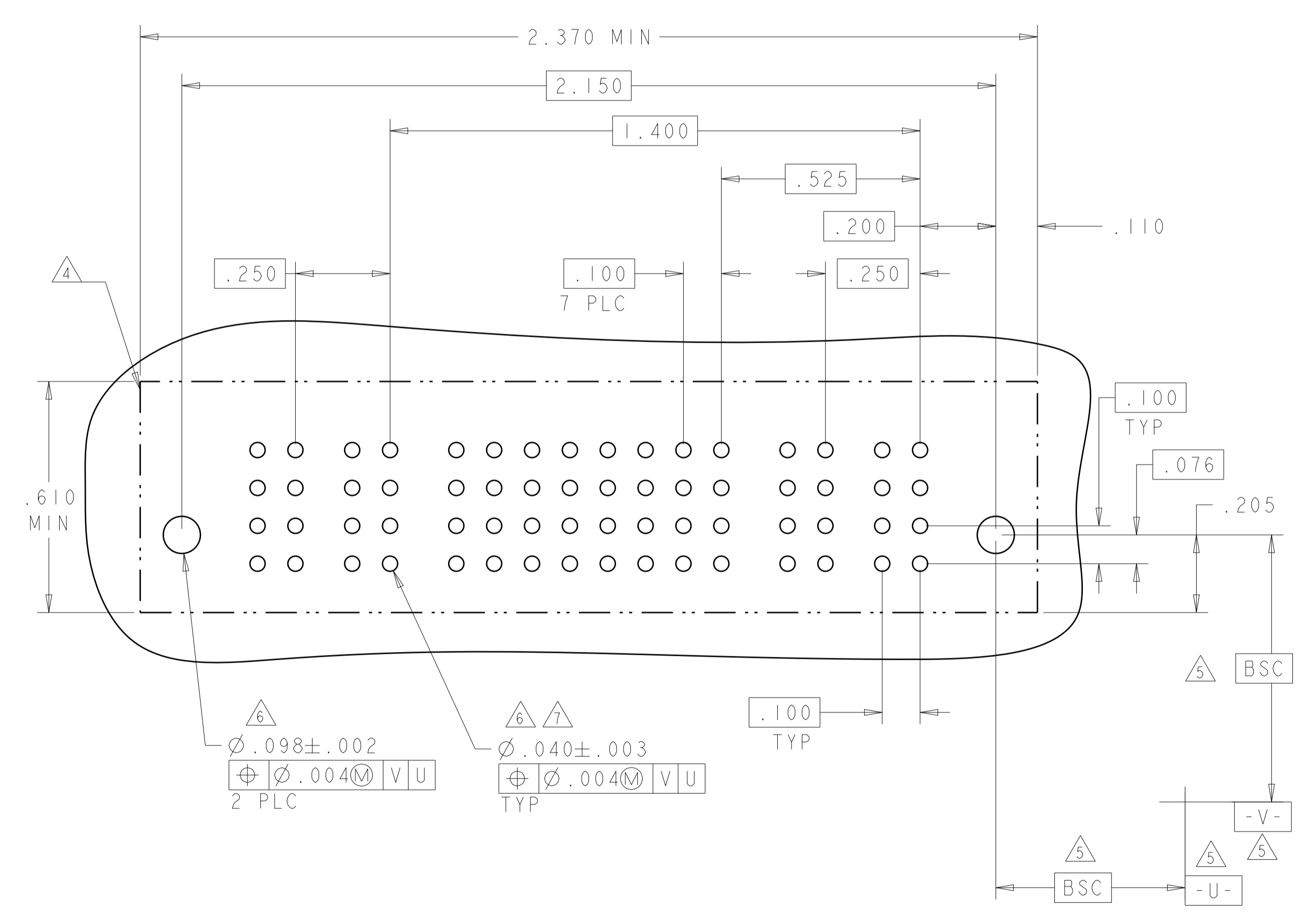
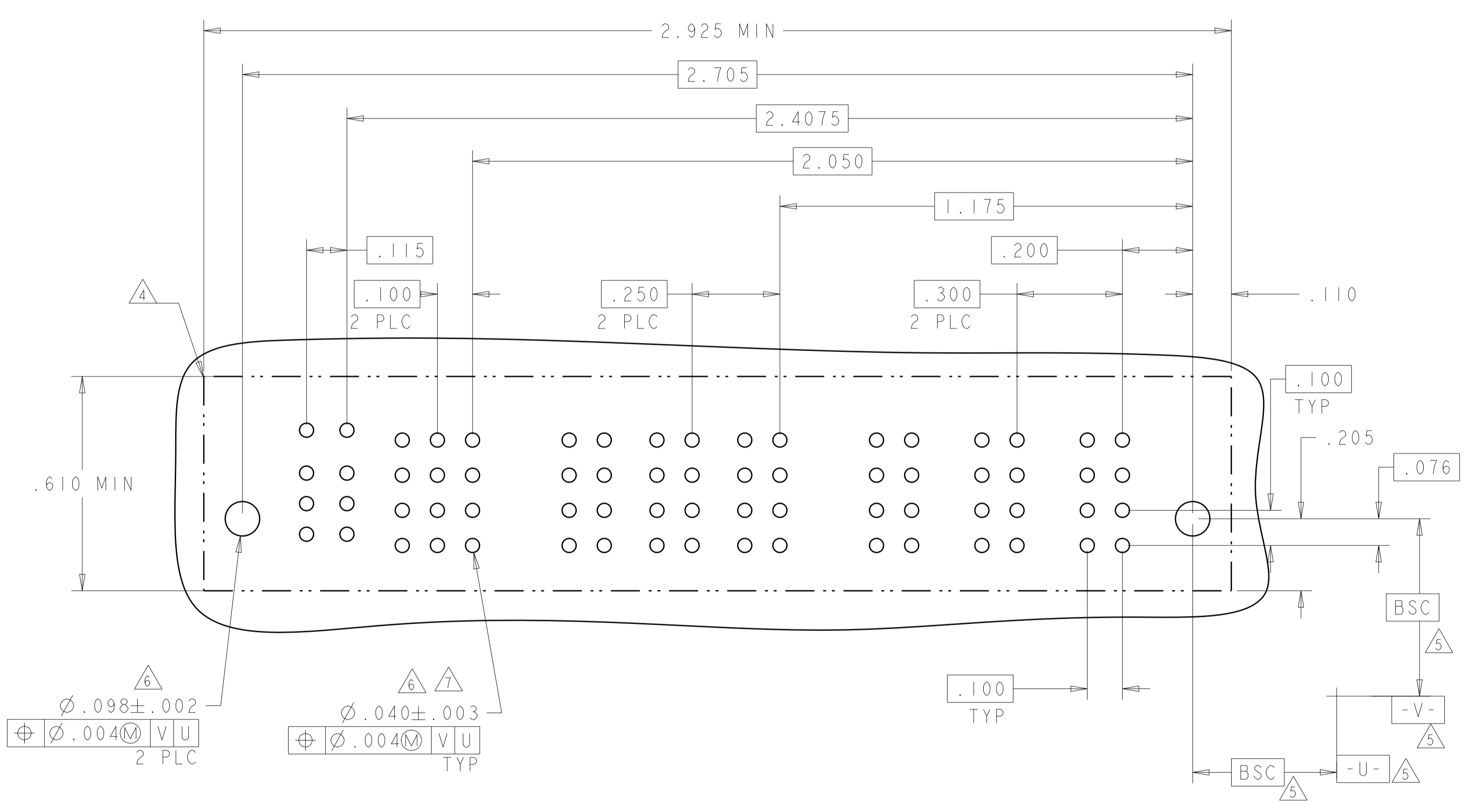


THIS DRAWING IS A CONTROLLED DOCUMENT.		OWN: D. ZHU	20DEC2007	TE Connectivity
DIMENSIONS: INCHES		CHK: S. ZHAO	20DEC2007	
TOLERANCES UNLESS OTHERWISE SPECIFIED: 0 PLC ±. 1 PLC ±.01 2 PLC ±.01 3 PLC ±.005 4 PLC ±.0020 ANGLES ±.2°		APVD: S. ZHAO		NAME: VER RECEP ASSEMBLY SHORT GUIDES, PRESS FIT MULTI-BEAM XLE
MATERIAL: -		PRODUCT SPEC: 108-2292	APPLICATION SPEC: 114-13251	SIZE: A100779 CAGE CODE: C=6450860
FINISH: -		WEIGHT: -	CUSTOMER DRAWING	SCALE: N/A SHEET: 25 OF 28 REV: K2

LOC	DIST	REVISIONS			
P	LTN	DESCRIPTION	DATE	DMN	APVD
ES	00	SEE SHEET 1			

PART NUMBER	ROWS	POWER			SIGNAL			POWER					
		P8	P7		3	2	1	P6	P5	P4	P3	P2	P1
4-6450860-5	D	LS1	LS1	AP	AP	AP	GP	GS	GS	GS	GS	GS	GS
	C			AP	AP	AP							
	B			AP	AP	AP							
	A			AP	AP	AP							

PART NUMBER	ROWS	POWER		SIGNAL								POWER				
		P4	P3	8	7	6	5	4	3	2	1	P2	P1			
4-6450860-6	D	GS	GS	AP	AP	AP	AP	AP	AP	AP	AP	AP	AP	AP	GS	GS
	C			AP	AP	AP	AP	AP	AP	AP	AP	AP	AP			
	B			AP	AP	AP	AP	AP	AP	AP	AP	AP	AP			
	A			AP	AP	AP	AP	AP	AP	AP	AP	AP	AP			

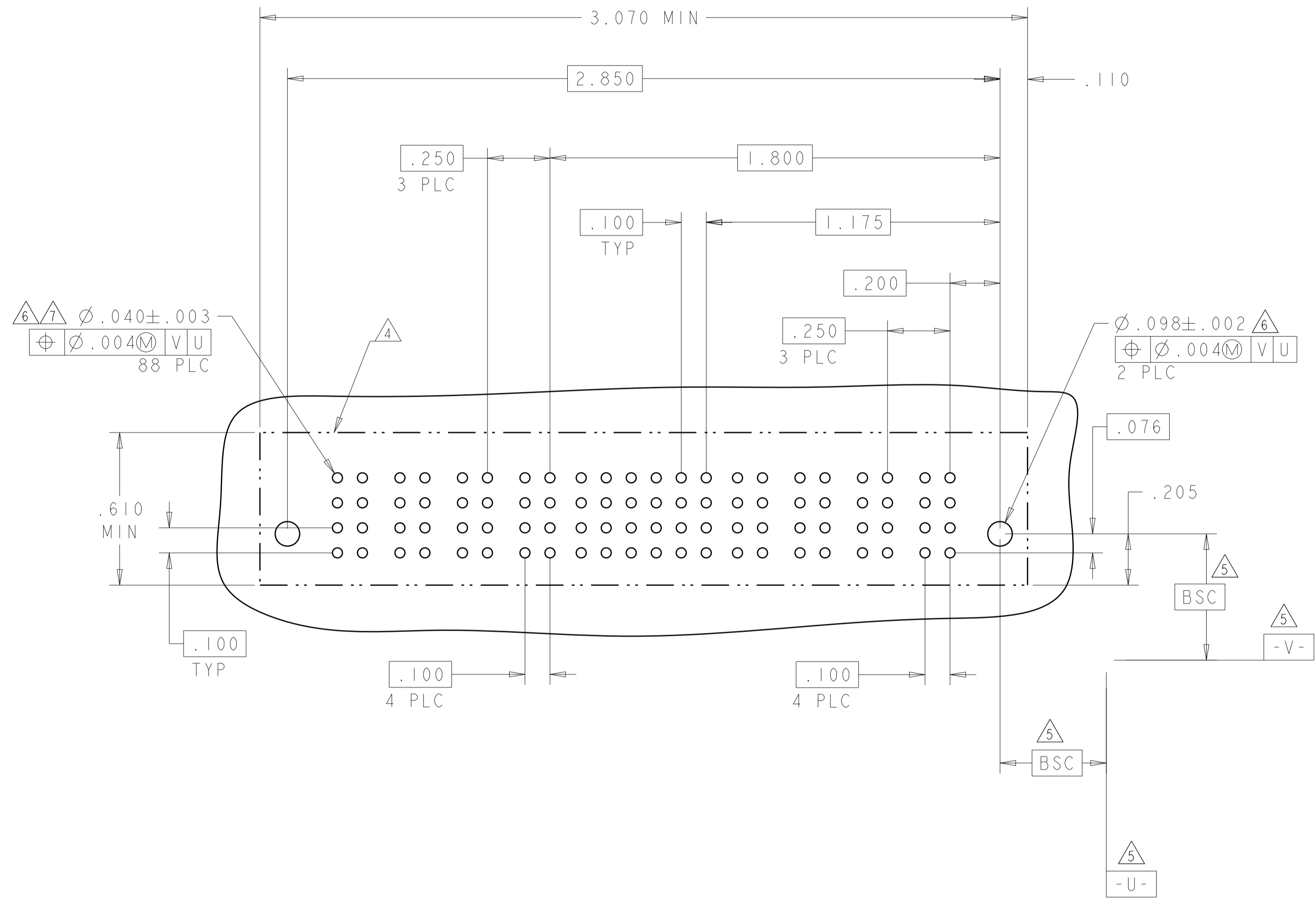


THIS DRAWING IS A CONTROLLED DOCUMENT.		DMN: D. ZHU	20DEC2007	TE Connectivity
DIMENSIONS: INCHES		CHK: S. ZHAO	20DEC2007	
TOLERANCES UNLESS OTHERWISE SPECIFIED:		APVD: S. ZHAO		NAME: VER RECEPT ASSEMBLY SHORT GUIDES, PRESS FIT MULTI-BEAM XLE
0 PLC ±. 1 PLC ±.01 2 PLC ±.01 3 PLC ±.005 4 PLC ±.0020 ANGLES ±.020 FINISH		PRODUCT SPEC: 108-2292	APPLICATION SPEC: 114-13251	SIZE: A1
MATERIAL:		WEIGHT:	CAGE CODE: 6450860	RESTRICTED TO:
		CUSTOMER DRAWING	SCALE: N/A	SHEET 26 OF 28

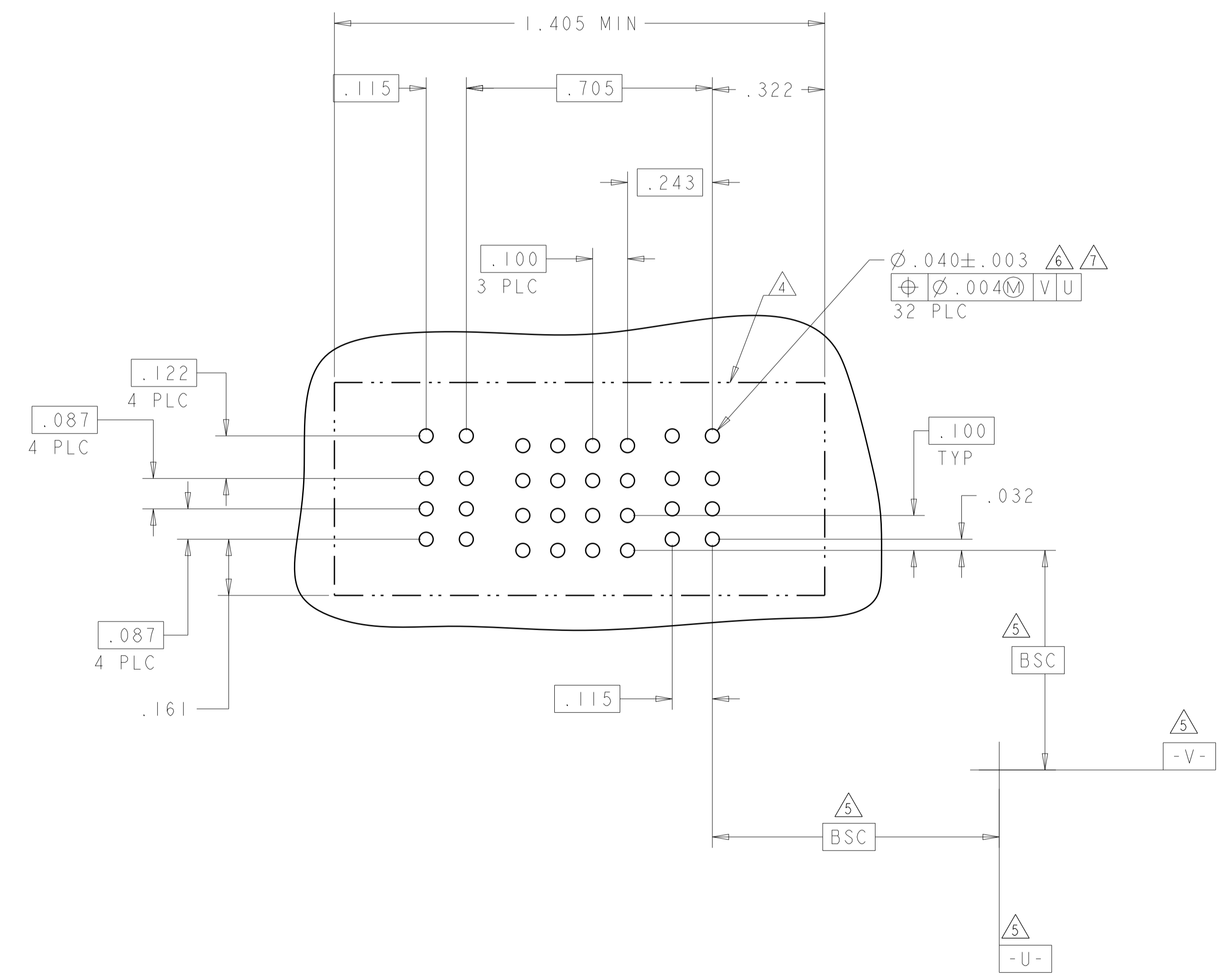
LOC	DIST	REVISIONS			
P	LTN	DESCRIPTION	DATE	OWN	APVD
-	-	SEE SHEET 1	-	-	-

PART NUMBER	ROWS	POWER				SIGNAL					POWER					
		P8	P7	P6	P5	6	5	4	3	2	1	P4	P3	P2	P1	
4-6450860-7	D	GS	GS	GS	GS	AP	AP	AP	AP	AP	AP	GS	GS	GS	GS	
	C					AP	AP	AP	AP	AP						
	B					AP	AP	AP	AP	AP						
	A					AP	AP	AP	AP	AP						
4P + 24S + 4P		HD														HD

PART NUMBER	ROWS	LOW POWER		SIGNAL				LOW POWER	
		P4	P3	4	3	2	1	P2	P1
4-6450860-8	D	LS1	LS1	AP	AP	AP	AP	LS1	LS1
	C			AP	AP	AP	AP		
	B			AP	AP	AP	AP		
	A			AP	AP	AP	AP		
2LP + 16S + 2LP									



(J9)



THIS DRAWING IS A CONTROLLED DOCUMENT.

DIMENSIONS: INCHES	TOLERANCES UNLESS OTHERWISE SPECIFIED: 0 PLC ±. 1 PLC ±.01 2 PLC ±.01 3 PLC ±.005 4 PLC ±.0020 ANGLES ±.2° FINISH	OWN: D. ZHU CHK: S. ZHAO APVD: S. ZHAO	DATE: 20DEC2007	TE Connectivity VER RECEPT ASSEMBLY SHORT GUIDES, PRESS FIT MULTI-BEAM XLE
MATERIAL		PRODUCT SPEC: 108-2292 APPLICATION SPEC: 114-13251 WEIGHT	SIZE: A1 CAGE CODE: 6450860	

CUSTOMER DRAWING SCALE: N/A SHEET 27 OF 28 REV: K2

LOC	DIST	REVISIONS					
		P	LTH	DESCRIPTION	DATE	DNW	APVD
ES	00	-	-	SEE SHEET 1	-	-	-

PART NUMBER	ROWS	POWER		SIGNAL						POWER		
		P4	P3	6	5	4	3	2	1	P2	P1	
5-6450860-2	D	GS	GS	AP	AP	AP	AP	AP	AP	AP	GS	GS
	C			AP	AP	AP	AP	AP	AP			
	B			AP	AP	AP	AP	AP	AP			
	A			AP	AP	AP	AP	AP	AP			
2P + 24S + 2P		HD								HD		



THIS DRAWING IS A CONTROLLED DOCUMENT.		DNW D. ZHU	Z0DEC2007	TE Connectivity
DIMENSIONS: INCHES		CHK S. ZHAO	Z0DEC2007	
TOLERANCES UNLESS OTHERWISE SPECIFIED:		APVD S. ZHAO		NAME
0 PLC ±. 1 PLC ±.01 2 PLC ±.01 3 PLC ±.005 4 PLC ±.0020 ANGLES ±2°		PRODUCT SPEC 108-2292 APPLICATION SPEC 114-13251		VER RECEP ASSEMBLY SHORT GUIDES, PRESS FIT MULTI-BEAM XLE
MATERIAL		WEIGHT		SIZE CAGE CODE DRAWING NO A100779C=6450860
FINISH		CUSTOMER DRAWING		RESTRICTED TO SCALE N/A SHEET 28 OF 28 REV K2



Компания «ЭлектроПласт» предлагает заключение долгосрочных отношений при поставках импортных электронных компонентов на взаимовыгодных условиях!

Наши преимущества:

- Оперативные поставки широкого спектра электронных компонентов отечественного и импортного производства напрямую от производителей и с крупнейших мировых складов;
- Поставка более 17-ти миллионов наименований электронных компонентов;
- Поставка сложных, дефицитных, либо снятых с производства позиций;
- Оперативные сроки поставки под заказ (от 5 рабочих дней);
- Экспресс доставка в любую точку России;
- Техническая поддержка проекта, помощь в подборе аналогов, поставка прототипов;
- Система менеджмента качества сертифицирована по Международному стандарту ISO 9001;
- Лицензия ФСБ на осуществление работ с использованием сведений, составляющих государственную тайну;
- Поставка специализированных компонентов (Xilinx, Altera, Analog Devices, Intersil, Interpoint, Microsemi, Aeroflex, Peregrine, Syfer, Eurofarad, Texas Instrument, Miteq, Cobham, E2V, MA-COM, Hittite, Mini-Circuits, General Dynamics и др.);

Помимо этого, одним из направлений компании «ЭлектроПласт» является направление «Источники питания». Мы предлагаем Вам помощь Конструкторского отдела:

- Подбор оптимального решения, техническое обоснование при выборе компонента;
- Подбор аналогов;
- Консультации по применению компонента;
- Поставка образцов и прототипов;
- Техническая поддержка проекта;
- Защита от снятия компонента с производства.



Как с нами связаться

Телефон: 8 (812) 309 58 32 (многоканальный)

Факс: 8 (812) 320-02-42

Электронная почта: org@eplast1.ru

Адрес: 198099, г. Санкт-Петербург, ул. Калинина, дом 2, корпус 4, литера А.